



# Adaptation Fund Trust Fund

## Financial Report

Prepared by the Trustee

*As of June 30, 2021*



## Table of Contents

### Table of Contents

Introduction .....	3
Adaptation Fund Trust Fund Summary as of June 30, 2021 .....	4
1. AF Trust Fund Summary – Inception through June 30, 2021.....	5
2. CER Sales Proceeds and Donations as of June 30, 2021 .....	6
3. Asset Mix and Investment Income.....	8
4. Cumulative Funding Decisions as of June 30, 2021 .....	9
5. Funds Available .....	12
Annex – Detailed CER Monetization Record.....	13
Glossary.....	15



## Introduction

This report is produced by the World Bank as trustee (“Trustee”) for the Adaptation Fund (AF), in accordance with the Trustee’s role in the Adaptation Fund Trust Fund as set forth under paragraph 23 in the Appendix of Decision 1/CMP.4 of the CMP.

The decision states that: *“The Trustee shall prepare and furnish the Adaptation Fund Board with financial reports of the Trust Fund annually (or at any other such frequency agreed between the Trustee and the Adaptation Fund Board), and provide records and accounts of the Trust Fund for audit by its external auditors annually (or at any other such frequency agreed between the Trustee and the Adaptation Fund Board), in accordance with the policies and procedures of the Trustee. Furthermore, the Trustee shall prepare and furnish the Adaptation Fund Board with reports on the sale of the CERs for the Adaptation Fund and on the status of commitments and transfers of Trust Fund funds annually (or at any other such frequency agreed between the Trustee and the Adaptation Fund Board).”*

The information contained in this Financial Report is based on financial information as of June 30, 2021.



## Adaptation Fund Trust Fund Summary as of June 30, 2021

### ***Certified Emission Reduction (CER) Sales and Donations***

Cumulative resources pledged to AF Trust Fund including CER sales proceeds amounted to USD 1,103.47 million as of June 30, 2021. Of this, USD 208.38 million was received through CER sales proceeds and USD 858.82 million in donations, totaling cumulative receipts of USD 1,067.20 million as of June 30, 2021. Resources not yet received from Donors amounted to USD 36.27 million in donations receivable under signed agreements.

An amount of USD 2 thousand was received from CER sales during the second quarter of calendar year 2021.

### ***Investment Income***

As of June 30, 2021, the AF Trust Fund earned investment income of USD 40.21 million on the liquid balances in the AF Trust Fund.

### ***Funding Approvals***

Cumulative net funding decisions made by the AF Board through June 30, 2021 totaled USD 908.71 million, of which USD 836.13 million represents approvals for projects and programs.

### ***Cash Transfers***

The Trustee has transferred a total of USD 553.29 million up to June 30, 2021, including USD 491.05 million related to projects and programs.

### ***Funds Held in Trust***

Funds Held in Trust<sup>1</sup> reflect proceeds from CER monetization, donations received and investment income, less cash transfers made to date. Funds Held in Trust as of June 30, 2021 amounted to USD 554.11 million, including USD 3 million set aside for operational reserve.

### ***Funds available for AF Board funding decisions***

Funds available to support AF funding decisions amounted to USD 195.69 million as of June 30, 2021.

---

<sup>1</sup> Funds Held in Trust represents balance of cash, investments and unencashed promissory notes (if any) as of the reporting date.

## 1. AF Trust Fund Summary – Inception through June 30, 2021

*In USD millions*

	Total	% of Total
<b><u>CER Sales Proceeds, Pledges and Donations</u></b>		
CER Sales Proceeds	208.38	18.9%
Donations	895.09	81.1%
Pledges	-	0.0%
<b>Total CER Sales Proceeds and Donations</b>	<b><u>1,103.47</u></b>	<b><u>100.0%</u></b>

<b><u>Cumulative Resources</u></b>		
<u>Resources received</u>		
CER Sales Proceeds	208.38	18.2%
Donations	858.82	75.1%
Investment Income earned	40.21	3.5%
<b>Total Resources Received</b>	<b><u>1,107.40</u></b>	<b><u>96.8%</u></b>
<u>Resources not yet received</u>		
Donations not yet received	36.27	3.2%
Pledges	-	0.0%
<b>Total resources not yet received</b>	<b><u>36.27</u></b>	<b><u>3.2%</u></b>
<b>Total Potential Resources (A) (in USD millions)</b>	<b><u>1,143.67</u></b>	<b><u>100.0%</u></b>

<b><u>Cumulative Funding Decisions</u></b>		
Programs and Projects (MIE)	526.72	58.0%
Programs and Projects (NIE)	190.38	21.0%
Programs and Projects (RIE)	119.03	13.1%
Administrative Budget	72.58	8.0%
<b>Total Funding Decisions Net of Cancellations (B)</b>	<b><u>908.71</u></b>	<b><u>100.0%</u></b>
<b>Total Potential Resources Net of Funding Decisions (A) - (B)</b>	<b><u>234.96</u></b>	
<b>Total Potential Resources Net of Funding Decisions and Operational Reserve</b>	<b><u>231.96</u></b>	

<b><u>Funds Available</u></b>		
Funds Held in Trust with no restrictions	551.11	
Approved Amounts Pending Cash Transfers	355.42	
<b>Total Funds Available to Support AF Board Decisions</b>	<b><u>195.69</u></b>	

Note: sub-totals may not add up to due to rounding



## 2. CER Sales Proceeds and Donations as of June 30, 2021

Calendar Year	CER balance a/	CER sales	Proceeds USD (millions)
<b>2009-2018</b>	12,400,187	26,753,350	199.57
<b>2019</b>			
Q1	12,000,126	549,451	1.49
Q2	12,174,665	18,440	0.36
Q3	12,445,244	11,508	0.24
Q4	11,127,219	1,515,101	2.07
<b>2020</b>			
Q1	11,229,556	29,916	0.38
Q2	11,539,271	28,833	0.64
Q3	11,756,301	59,912	0.35
Q4	10,300,157	1,774,791	2.01
<b>2021</b>			
Q1	10,131,730	288,717	1.27
Q2	10,421,087	1,600	0.00
<b>Total</b>		<b>31,031,619</b>	<b>208.38</b>

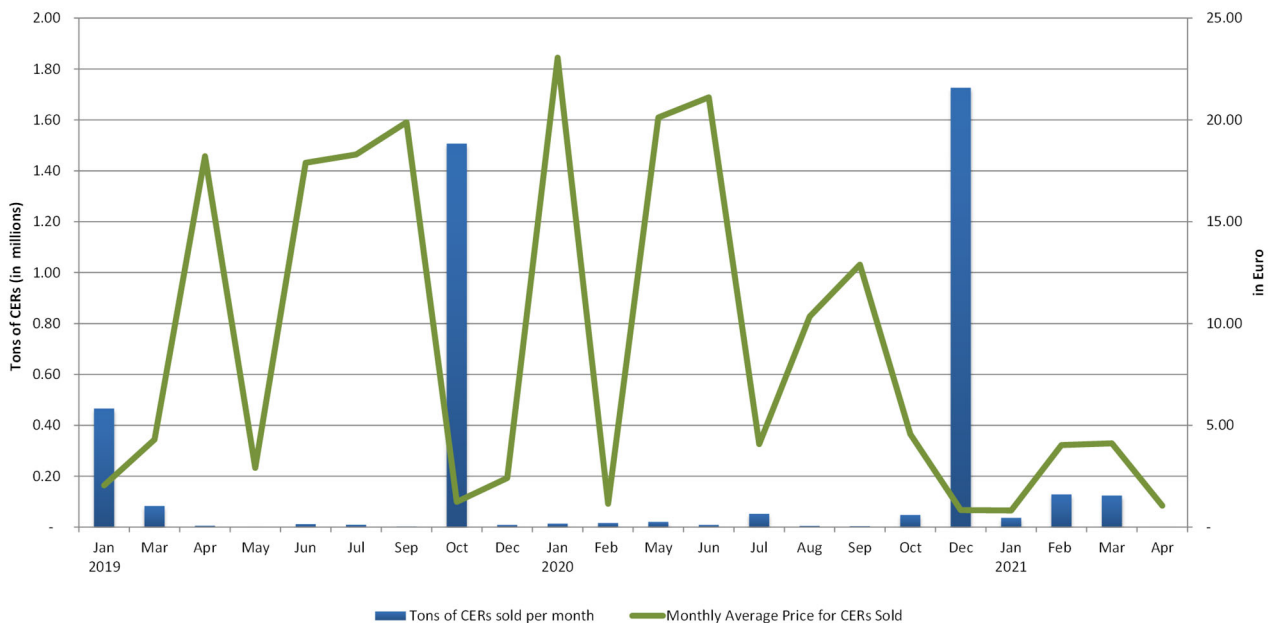
a/ in registries at period-end

### CER SALES PROCEEDS

This table shows the proceeds from CER sales received into the AF Trust Fund. See Annex for more details.

The Trustee has generated revenues of USD 208.38 million through CER sales since the start of the CER monetization program in May 2009.

### CER SALES AND MONTHLY AVERAGE PRICE



This chart presents the number of tons of CERs sold per month and the monthly average price obtained by the Trustee for a ton of CER sold between January 2019 and June 2021. During the second quarter of calendar year 2021, the Trustee sold 1.6 thousand tons of CERs and generated USD 2 thousand in CER proceeds. The average price achieved during the second quarter of the year was EUR 1.05 or USD 1.25 per ton.



## DONATIONS (in millions)

Donor	Currency	Pledged Donation in Currency of Contribution	Effective (or signed) Donation	Receipts in Currency of Contribution	Receipts in USD a/
Austria	EUR	0.50	0.50	0.50	0.69
Belgium	EUR	1.50	1.50	1.50	1.65
Belgium (Flanders)	EUR	8.95	8.95	8.95	9.69
Belgium (Walloon Region)	EUR	20.10	20.10	16.30	18.83
Belgium (Brussels Capital Region)	EUR	5.85	5.85	5.85	6.81
Canada (Quebec)	CAD	3.00	3.00	3.00	2.24
Corporacion Andina de Fomento	USD	0.06	0.06	0.06	0.06
Finland b/	USD	0.07	0.07	0.07	0.07
Finland	EUR	5.00	5.00	5.00	6.80
France b/	USD	0.05	0.05	0.05	0.05
France	EUR	20.00	20.00	20.00	22.62
Germany	EUR	390.00	390.00	390.00	455.68
Ireland	EUR	1.20	1.20	1.20	1.40
Italy	EUR	51.00	51.00	51.00	61.01
Japan b/	USD	0.01	0.01	0.01	0.01
Luxembourg	EUR	2.00	2.00	2.00	2.11
Monaco	EUR	0.01	0.01	0.01	0.01
New Zealand	NZD	3.00	3.00	3.00	1.97
Norway b/	USD	0.09	0.09	0.09	0.09
Norway	NOK	155.00	155.00	155.00	18.43
Poland	USD	1.00	1.00	1.00	1.00
Qatar	USD	0.50	0.50	0.50	0.50
Spain	EUR	48.00	48.00	47.00	59.41
Sweden	SEK	1,405.00	1,405.00	1,145.00	142.21
Switzerland b/	USD	0.08	0.08	0.08	0.08
Switzerland	CHF	28.00	28.00	28.00	29.44
United Kingdom	GBP	10.00	10.00	10.00	15.92
United Nations Foundation	USD	-	0.07	0.07	0.07
Others	GBP	-	0.00	0.00	0.00
Others	EUR	-	0.00	0.00	0.00
<b>Total Donations Received</b>					<b>858.82</b>

a/ Represents actual USD receipts.

b/ Donation corresponds to the Donor's pro-rata share of the balance in the Administrative Trust Fund

## HIGHLIGHTS FOR THE PERIOD APRIL 1, 2021 TO JUNE 30, 2021:

- The Trustee executed a donation agreement with Spain for EUR 1 million (equivalent to USD 1.19 million) and with Walloon Region for EUR 3.8 million (equivalent to USD 4.52 million).

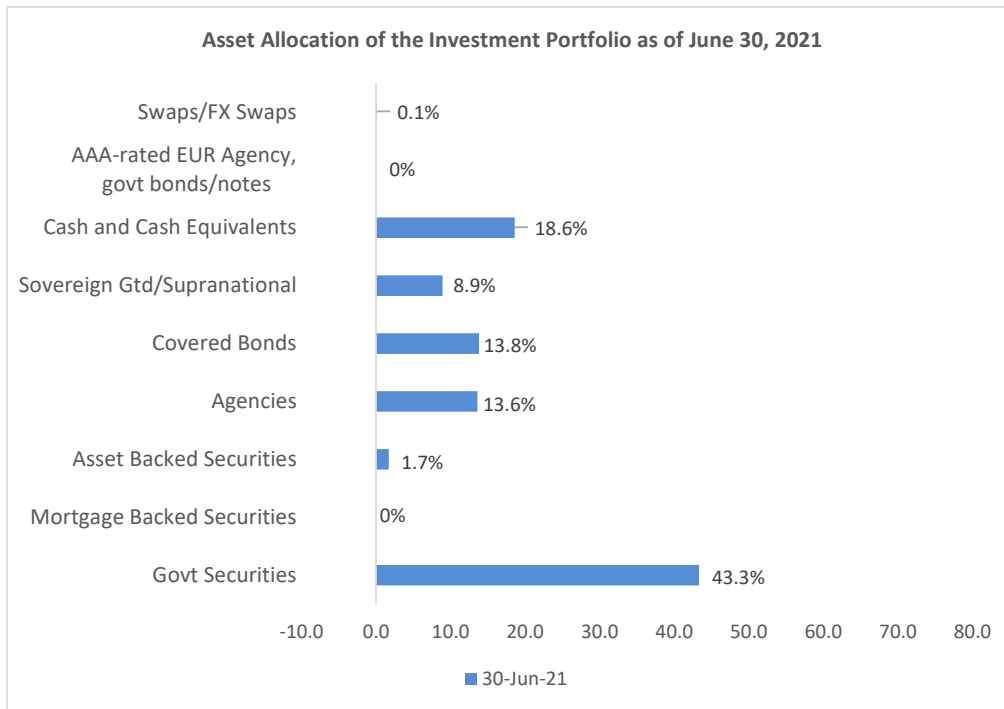


### 3. Asset Mix and Investment Income

#### ASSET MIX

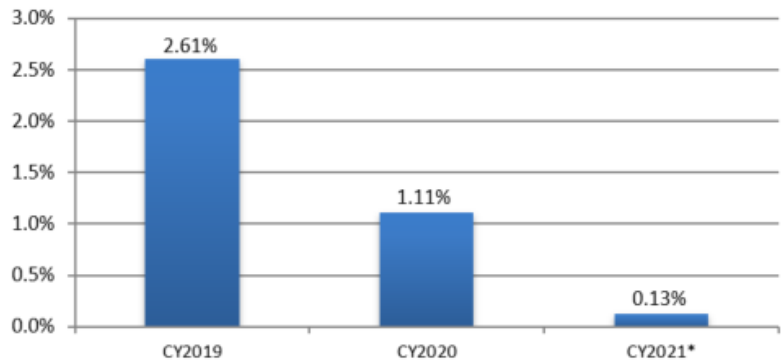
The undisbursed cash balance of the AF Trust Fund is maintained in a commingled investment portfolio (“Pool”) for all trust funds managed by IBRD. Funds are managed such that the expected maximum loss, as measured by the CVaR, in the worst 1% of cases will not exceed 0.25% at the portfolio’s investment horizon.

The portfolio allocation by asset class has the largest allocations to government securities and money-market instruments.



#### INVESTMENT RETURNS

The AF Trust Fund liquid portfolio earned USD 40.21 million in investment income since inception. The portfolio returns during the first two quarters of calendar year 2021 was 0.13%, non-annualized.



\*non-annualized





## 4. Cumulative Funding Decisions as of June 30, 2021

In USD millions

<b>1. Programs and Projects</b>	<b>MIE/RIE/NIE</b>	<b>MIE</b>	<b>RIE</b>	<b>NIE</b>	<b>836.13</b>
Antigua and Barbuda	ABED	-	-	10.00 a/	
Argentina	UCAR	-	-	5.38 a/	
Argentina	WB	4.30	-	-	
Armenia	EPIU	-	-	4.00 a/	
Bangladesh	UNDP	10.00	-	-	
Belize	WB	6.00	-	-	
Belize	PACT	-	-	0.05 a/ d/	
Benin	FNE	-	-	0.03 a/	
Bhutan	BTFEC	-	-	0.05 a/ d/	
Cambodia	UNEP	4.95	-	-	
Cambodia	UN HABITAT	5.00	-	-	
Cameroon	IFAD	9.98	-	-	
Chile	AGCI	-	-	9.99 a/	
Colombia	UNDP	8.52	-	-	
Congo	WFP	10.00	-	-	
Cook Islands	UNDP	5.38	-	-	
Cook Islands	MFEM	-	-	3.00	
Costa Rica	FDS	-	-	10.00 a/	
Cuba	UNDP	6.07	-	-	
Djibouti	UNDP	4.66	-	-	
Dominican Republic	IDDI	-	-	9.98 a/	
Ecuador	WFP	7.45	-	-	
Ecuador	CAF	-	2.49	-	
Egypt	WFP	10.00	-	-	
El Salvador	UNDP	8.48	-	-	
Eritrea	UNDP	6.52	-	-	
Ethiopia	MOFEC	-	-	9.99	
Fiji	UN HABITAT	4.24	-	-	
Gambia	WFP	10.00	-	-	
Georgia	UNDP	5.32	-	-	
Georgia	IFAD	4.64	-	-	
Ghana	UNDP	8.29	-	-	
Guatemala	UNDP	5.43	-	-	
Guinea Bissau	BOAD	-	9.98	-	
Honduras	UNDP	10.00	-	-	
India	NABARD	-	-	9.98 a/	
Indonesia	KEMITRAAN	-	-	8.08 a/	
Iraq	IFAD	10.00	-	-	
Jamaica	PIOJ	-	-	10.00 a/	
Jordan	MOPIC	-	-	9.26 a/	
Kenya	NEMA	-	-	10.00	
Lao, PDR	UN HABITAT	10.00	-	-	
Lebanon	IFAD	7.86	-	-	
Lesotho	WFP	10.00	-	-	
Liberia	IFAD	9.59	-	-	
Madagascar	UNEP	5.10	-	-	
Malawi	WFP	9.99	-	-	
Maldives	UNDP	8.99	-	-	
Mali	UNDP	8.53	-	-	
Mauritania	WFP	7.80	-	-	
Mauritius	UNDP	9.12	-	-	
Micronesia	SPREP	-	9.00	-	
Micronesia	MCT	-	-	1.00 a/	
Moldova	IFAD	6.01	-	-	
Mongolia	UNDP	5.50	-	-	
Mongolia	UN HABITAT	4.50	-	-	
Morocco	ADA	-	-	10.00 a/	
Myanmar	UNDP	7.91	-	-	

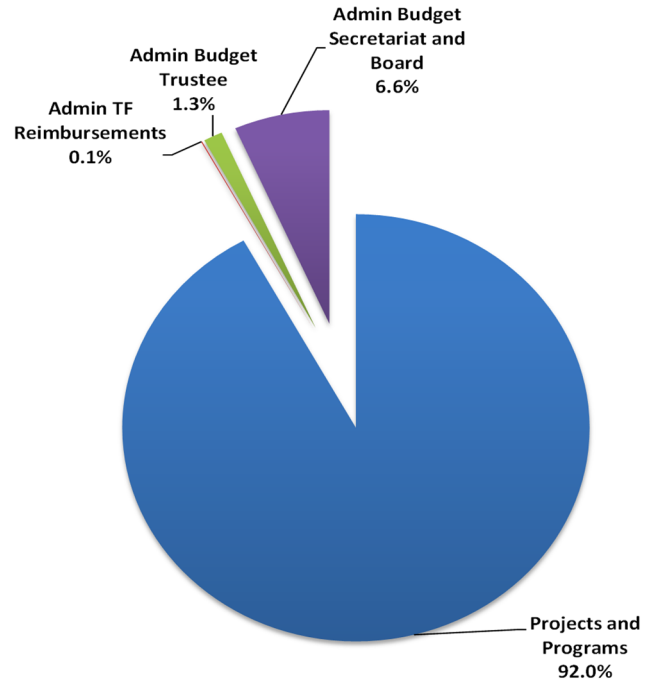


<b>1. Programs and Projects</b>	<b>MIE/RIE/NIE</b>	<b>MIE</b>	<b>RIE</b>	<b>NIE</b>	<b>836.13</b>
<i>(continued)</i>					
Namibia	DRFN	-	-	5.11	a/ d/
Nepal	WFP	9.53	-	-	
Nicaragua	UNDP	5.50	-	-	
Niger	BOAD	-	9.91	-	
Pakistan	UNDP	3.91	-	-	
Pakistan	UN HABITAT	6.09	-	-	
Panama	FN	-	-	10.00	a/
Papua New Guinea	UNDP	6.53	-	-	
Paraguay	UNEP	7.13	-	-	
Peru	PROFONANPE	-	-	6.95	
Peru	CAF	-	2.94	-	
Rwanda	MINIRENA	-	-	10.10	a/ c/
Samoa	UNDP	8.73	-	-	
Senegal	CSE	-	-	9.64	a/
Seychelles	UNDP	6.46	-	-	
Sierra Leone	IFAD	9.92	-	-	
Solomon Islands	UNDP	5.53	-	-	
Solomon Islands	UN HABITAT	4.40	-	-	
South Africa	SANBI	-	-	10.00	a/
Sri Lanka	WFP	7.99	-	-	
St. Lucia	CDB	-	9.86	-	
Syria	UN HABITAT	10.00	-	-	
Tajikistan	UNDP	10.00	-	-	
Tanzania	UNEP	5.01	-	-	
Tanzania	NEMC	-	-	5.00	a/
Tunisia	IFAD	10.00	-	-	
Turkmenistan	UNDP	2.93	-	-	
Uganda	OSS	-	7.75	-	
Uganda	MWE	-	-	0.05	a/ d/
Uruguay	ANII	-	-	10.00	a/
Uzbekistan	UNDP	5.42	-	-	
Vietnam	UN HABITAT	6.35	-	-	
Zimbabwe	UNESCO	5.00	-	-	
Zimbabwe	EMA	-	-	0.05	a/ d/
Regional		104.19	67.10	-	a/ b/
Accreditation Support		-	-	0.94	
Technical Assistance		-	-	0.52	
Innovation & Learning		10.00	-	1.25	
	Sub-Total by IE type	526.72	119.03	190.38	
	<b>% Total Programs and Projects</b>	<b>63%</b>	<b>14%</b>	<b>23%</b>	
<b>2. Administrative Budget</b>					<b>72.58</b>
	AF Administrative Trust Fund			0.69	
	Administrative Budget - Trustee			11.92	
	Administrative Budget - AF Board and Secretariat			59.98	
<b>3. Total Funding Decisions (3 = 1 + 2)</b>					<b>908.71</b>
a/ Includes approved Project Formulation Grant amounts					
b/ Includes approved regional projects					
c/ Includes approved grant application to develop a scale-up proposal					
d/ Includes approved Project Formulation Assistance amounts					



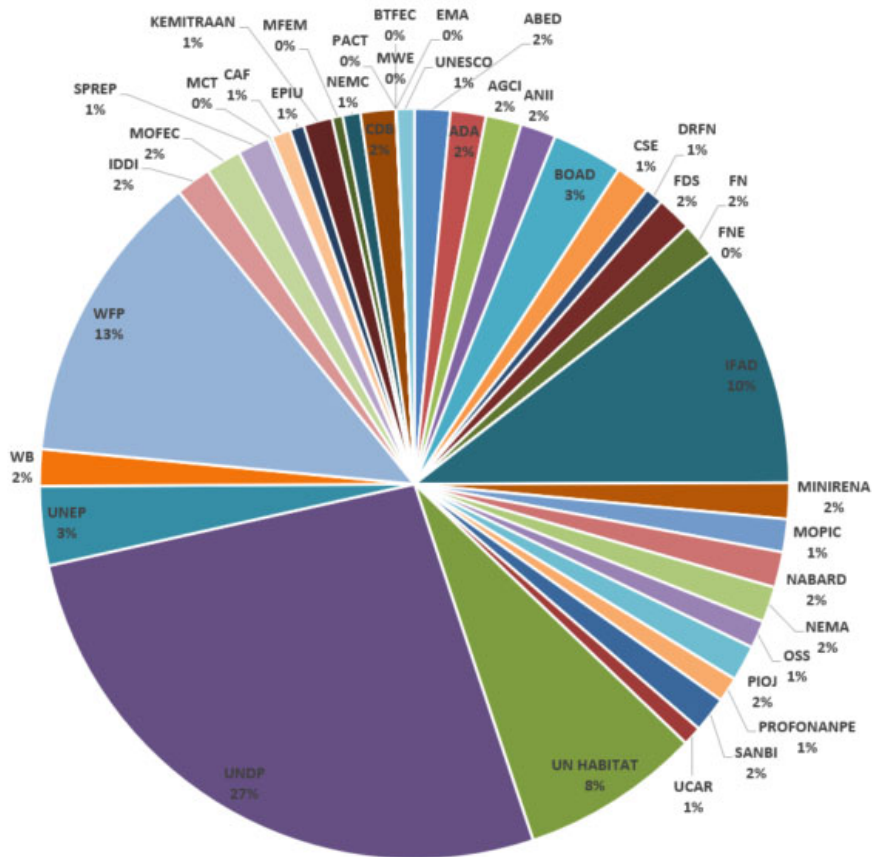
### CUMULATIVE FUNDING DECISIONS

Since inception to June 30, 2021 funding approvals made by the AF Board amounted to USD 908.71 million.



### FUNDING DECISIONS BY NIE/RIE/MIE

Funding decisions by NIE/RIE/MIE show the cumulative funding decisions related to programs and projects. To date, cumulative funding decisions to implementing entities amount to USD 836.13 million.





## 5. Funds Available

In USD millions

	As of June 30, 2021 (a)	As of March 31, 2021 (b)	Change since last report (a) - (b)
<b>1. Cumulative Receipts</b>	<b>1,107.40</b>	<b>1,107.07</b>	<b>0.33</b>
a. Cash receipts from CER proceeds	208.38	208.38	0.00
b. Cash receipts from Donors and Other Sources	858.82	858.82	-
c. Investment Income earned	40.21	39.88	0.33
<b>2. Cumulative Cash Transfers</b>	<b>553.29</b>	<b>540.31</b>	<b>12.98</b>
a. Projects and Programs	491.05	478.20	12.84
b. Operational Expense	62.25	62.10	0.14
<b>3. Funds Held in Trust ( 3 = 1 - 2 )</b>	<b>554.11</b>	<b>566.77</b>	<b>(12.65)</b>
<b>4. Operational Reserve</b>	<b>3.00</b>	<b>3.00</b>	<b>-</b>
<b>5. Funding Decisions Pending Cash Transfer</b>	<b>355.42</b>	<b>342.63</b>	<b>12.79</b>
<b>6. Funds available to support AF Board funding decisions ( 6 = 3 - 4 - 5 )</b>	<b>195.69</b>	<b>221.13</b>	<b>(25.44)</b>

Note: sub-totals may not add up due to rounding

### HIGHLIGHTS FOR THE PERIOD APRIL 1, 2021 THROUGH JUNE 30, 2021:

- **Funds Held in Trust** represent cumulative receipts less cumulative cash transfers, and amount to USD 554.11 million as of June 30, 2021. Funds Held in Trust decreased by USD 12.65 million due to:
  - Cash transfers of USD 12.98 million;
  - Offset by CER proceeds of USD 2 thousand and additional investment income of approximately USD 0.33 million during the second quarter of calendar year 2021
- **Funding Availability** decreased by USD 25.44 million over the prior reporting period due to:
  - New cumulative receipts of USD 0.33 million from CER proceeds and investment income;
  - Offset by new funding decisions of USD 25.77 million during the quarter



## Annex – Detailed CER Monetization Record

	Calendar Quarter	Sale Method	Quantity	Quarterly Average Price Achieved by the Trustee	Total Euro	Actual USD
<b>2009</b>	Q2	OTC	1,100,000	11.85	13,030,000	18,244,887
		Exchange	20,000	10.79	215,700	302,455
	Q3	OTC	-	-	-	-
		Exchange	80,000	13.16	1,044,000	a/ 1,519,280
	Q4	OTC	400,000	12.41	4,965,000	7,372,659
		Exchange	450,000	13.02	5,860,600	8,689,141
<b>2010</b>	Q1	OTC	1,300,000	11.93	15,505,000	21,219,352
		Exchange	420,000	11.59	4,867,200	6,734,673
	Q2	OTC	1,570,000	13.17	20,684,500	26,768,710
		Exchange	895,000	13.07	11,693,600	15,068,497
	Q3	OTC	700,000	13.51	9,454,000	12,049,753
		Exchange	540,000	12.67	6,839,600	8,866,433
	Q4	OTC	-	-	-	-
		Exchange	560,000	12.48	6,991,500	9,511,362
<b>2011</b>	Q1	OTC	300,000	12.83	3,847,500	5,437,099
		Exchange	180,000	11.44	2,059,000	2,746,051
	Q2	OTC	500,000	13.02	6,509,000	9,357,538
		Exchange	315,000	12.53	3,946,900	5,662,845
	Q3	Auction	200,000	12.52	2,504,000	3,567,699
		OTC	-	-	-	-
	Q4	Exchange	390,000	8.81	3,434,600	4,803,998
		OTC	-	-	-	-
	Q1	Exchange	40,000	7.79	311,400	418,332
		OTC	-	-	-	-
<b>2012</b>	Q2	Exchange	400,000	4.37	1,748,100	2,306,972
		OTC	250,000	3.67	921,500	1,158,337
	Q3	Exchange	1,681,000	3.81	6,411,770	8,251,269
		OTC	-	-	-	-
	Q4	Exchange	1,614,000	2.95	5,006,550	6,224,091
		OTC	6,000	1.05	6,300	8,027
	Q1	Exchange	959,000	1.38	1,317,480	1,698,951
		OTC	1,498,000	0.13	190,280	254,006
<b>2013</b>	Q2	Exchange	-	-	-	-
		OTC	144,303	0.43	62,050	82,030
	Q3	Exchange	-	-	-	-
		OTC	300,000	0.71	212,000	286,740
	Q4	Exchange	-	-	-	-
		OTC	1,800,000	0.49	868,000	1,181,238
<b>2014</b>	Q1	Exchange	-	-	-	-
		OTC	655,000	0.36	216,900	293,664
	Q2	Exchange	-	-	-	-
		OTC	1,478,000	0.19	259,230	335,597
	Q3	Exchange	-	-	-	-
		OTC	550,594	1.37	129,644	165,652
	Q4	Exchange	-	-	-	-
		OTC	789,680	1.35	166,494	208,182
		Exchange	-	-	-	-



	Calendar Quarter	Sale Method	Quantity	Quarterly Average Price Achieved by the Trustee	Total Euro	Actual USD
	<i>(continued)</i>					
2015	Q1	OTC	1,696,880	1.70	2,886,627	3,175,996
		Exchange	-	-	-	-
	Q2	OTC	97,415	2.56	249,430	279,669
		Exchange	-	-	-	-
	Q3	OTC	574,273	0.20	113,720	130,493
		Exchange	-	-	-	-
	Q4	OTC	1,327,170	0.95	1,260,042	1,371,219
		Exchange	-	-	-	-
2016	Q1	OTC	72,135	4.16	299,802	327,512
		Exchange	-	-	-	-
	Q2	OTC	65,491	6.75	442,164	499,286
		Exchange	-	-	-	-
	Q3	OTC	23,988	10.93	262,117	293,240
		Exchange	-	-	-	-
	Q4	OTC	286,362	0.73	208,473	223,416
		Exchange	-	-	-	-
2017	Q1	OTC	40,047	13.00	520,486	562,913
		Exchange	-	-	-	-
	Q2	OTC	10,647	14.00	149,098	163,450
		Exchange	-	-	-	-
	Q3	OTC	11,039	12.71	140,325	168,532
		Exchange	-	-	-	-
	Q4	OTC	373,491	1.34	498,932	584,781
		Exchange	-	-	-	-
2018	Q1	OTC	29,450	14.05	413,633	506,386
		Exchange	-	-	-	-
	Q2	OTC	18,468	14.26	263,435	315,047
		Exchange	-	-	-	-
	Q3	OTC	3,514	14.25	50,080	58,508
		Exchange	-	-	-	-
	Q4	OTC	37,403	2.72	101,580	114,445
		Exchange	-	-	-	-
2019	Q1	OTC	549,451	2.39	1,313,449	1,490,948
		Exchange	-	-	-	-
	Q2	OTC	18,440	17.17	316,563	355,134
		Exchange	-	-	-	-
	Q3	OTC	11,508	18.64	214,493	240,063
		Exchange	-	-	-	-
	Q4	OTC	1,515,101	1.25	1,886,588	2,065,652
		Exchange	-	-	-	-
2020	Q1	OTC	29,916	11.34	339,331	378,092
		Exchange	-	-	-	-
	Q2	OTC	28,833	20.41	588,604	641,576
		Exchange	-	-	-	-
	Q3	OTC	59,912	5.03	301,524	349,949
		Exchange	-	-	-	-
	Q4	OTC	1,774,791	0.94	1,671,840	2,014,753
		Exchange	-	-	-	-
2021	Q1	OTC	288,717	3.66	1,055,443	1,270,750
		Exchange	-	-	-	-
	Q2	OTC	1,600	1.05	1,682	2,000
		Exchange	-	-	-	-
<b>Total</b>			<b>31,031,619</b>		<b>156,828,858</b>	<b>208,379,327</b>
a/ net of EUR 10,000 exchange fees						



## Glossary

Implementing Entity	Official Name of the Entity
ABED	Antigua and Barbuda Department of Environment
ADA	Agence pour le Developpement Agricole – Morocco
AGCI	Agencia de Cooperacion Internacional - Chile
ANII	Agencia Nacional de Investigación e Innovación – Uruguay
BOAD	West African Development Bank
BTFEC	Bhutan Trust Fund for Environment Conservation
CAF	Development Bank of Latin America
CDB	Caribbean Development Bank
CSE	Centre de Suivi Ecologique - Senegal
DRFN	Desert Research Foundation Namibia
EMA	Environmental Management Agency - Zimbabwe
EPIU	Environmental Project Implementation Unit - Armenia
FDS	Fundecooperacion Para el Desarrollo Sostenible – Costa Rica
FN	Fundación Natura - Colombia
FNE	Fonds National pour l’Environnement – Benin
IDB	Inter-American Development Bank
IDDI	Dominican Institute of Integral Development
IFAD	International Fund for Agricultural Development
KEMITRAAN	Partnership for Governance Reform in Indonesia
MFEM	Ministry of Finance and Economic Management – Cook Islands
MIE	Multilateral Implementing Entity
MINIRENA	Ministry of Natural Resources - Rwanda
MOFEC	Ministry of Finance and Economic Cooperation – Ethiopia
MOPIC	Ministry of Planning and International Cooperation – Jordan
MWE	Ministry of Water and Environment – Uganda
NABARD	National Bank for Agriculture and Rural Development – India
NEMA	National Environment Management Authority - Kenya
NEMC	National Environment Management Council - Tanzania
NIE	National Implementing Entity
OSS	Sahara and Sahel Observatory
PACT	Protected Areas Conservation Trust
PIOJ	Planning Institute of Jamaica
PROFONANPE	Peruvian Trust Fund for National Parks and Protected Areas
RIE	Regional Implementing Entity
SANBI	South African National Biodiversity Institute
SPREP	Secretariat of the Pacific Regional Environment Programme
UCAR	Unidad para el Cambio Rural – Argentina
UN HABITAT	United Nations Human Settlements Program
UNDP	United Nations Development Program
UNEP	United Nations Environment Program
UNESCO	United Nations Educational Scientific and Cultural Organization



---

WB	World Bank – International Bank for Reconstruction and Development and International Development Association
WMO	World Meteorological Organization
WFP	United Nations World Food Program





Term	Definition
<b>Cash and Investments</b>	The Trust Fund's share in the co-mingled cash and investment pool.
<b>Cash Contribution</b>	Contribution or Installment provided in the form of cash, including promissory note encashments
<b>Cash Transfer</b>	Cash payment made to an Implementing Partner under a Financial Procedures Agreement
<b>Contribution</b>	The funds provided and to be provided by a Contributor to a Trust Fund, as specified in the Contribution Agreement/Arrangement, or in the Instrument of Commitment
<b>Contribution Agreement/Arrangement</b>	An agreement or arrangement between a World Bank entity, as Trustee, and a Contributor, setting forth specific terms for the receipt and use of a specific Contribution for a specific Trust Fund
<b>Contribution Paid-In</b>	Contribution or Installment provided in the form of cash, Promissory Note or other instruments acceptable to the Trustee
<b>Contribution Receivable</b>	Any portion of a Contribution that is not a Qualified Contribution to be received in the form of Cash or Promissory Note.
<b>Financial Intermediary Fund (FIF)</b>	Financial arrangements that leverage a variety of public and private resources in support of global development initiatives and partnership. These Funds involve financial engineering or complex finance schemes, or where the Bank provides a specified set of administrative, financial or operational services
<b>Financial Procedures Agreement</b>	An agreement or arrangement between a World Bank entity, as Trustee, and Partner Entity for the commitment and transfer of funds by the Trustee to the Partner Entity under terms that do not involve Bank responsibility post-transfer
<b>Funding Availability</b>	Assets available to support funding decisions, as calculated under a specific basis of commitment.
<b>Funds Held in Trust</b>	Cash and Investments plus unencashed Promissory Note balance
<b>Implementing Entity (IE)</b>	Any agency receiving funds from a FIF, which is responsible for managing those funds for project activities as approved by the governing body
<b>Investment Income</b>	Returns (realized and unrealized) on cash and investments, allocated to individual Trust Funds
<b>Pledge</b>	A Contributor's expression of its intention to make a Contribution
<b>Promissory Note (if applicable)</b>	A document consisting of a promise to pay that is non-interest bearing and payable on demand