



CGIAR Fund
Financial Report
Prepared by the Trustee
Summary of Financial Information
As of June 30, 2017



Table of Contents

Introduction	3
CGIAR Fund Financial Summary as of June 30, 2017	4
Financial Highlights	4
1. CGIAR Fund Summary – Inception through June 30, 2017	5
2. Contributions	6
3. Schedule of Receipts and Cash Transfers	7
4. Cumulative Resources.....	8
5. Asset Mix and Investment Income.....	9
6. Window 3 Cash Transfers	10
ANNEX 1. Glossary	11



Introduction

The information contained in this report is prepared based on financial information as of June 30, 2017.

The CGIAR Fund (the “Fund”) was established as a Financial Intermediary Fund (FIF) in December 2010. The Fund is administered by the World Bank as Trustee, and governed by the Fund Council, a representative body of Fund donors and other stakeholders. The Fund operates through three Windows: Window 1 funds are used as determined by the Fund Council; Window 2 funds are directed by Fund Donors to eligible CRPs; and Window 3 funds are directed by Fund Donors to individual CGIAR Centers. On March 8, 2017, a new FIF has been established and a new Administration agreement has been signed between the Trustee and CGIAR System Organization.

This report is produced by the Trustee in accordance with the Trustee’s role in the CGIAR Fund as set forth in Administration Agreement section 9 which states:

“The Trustee shall maintain separate records and ledger accounts in respect of the funds deposited in the Trust Fund account and transfers made therefrom. Unless otherwise agreed between the Trustee and the System Management Office (following the System Management Office’s consultation with the System Council and the System Management Board, as appropriate), the Trustee shall provide a quarterly report to the System Management Office and the Funders on the receipts in, transfers from and fund balance of the Trust Fund in the relevant Holding Currency. The System Management Office shall forward such report to the System Council and the System Management Board. The System Organization shall also make such report available on its website.”

The main contact person for the CGIAR Fund Trustee is Mr. Darius M. Stangu (dstangu@worldbank.org, +1 202 458 9321)



CGIAR Fund Financial Summary as of June 30, 2017

Contributions

As of June 30, 2017, Contributions and Pledges to the Fund from Fund Donors totaled USDeq. 3.33 billion, of which USDeq. 46.56 million represents new or additional Contributions since March 31, 2017.

As of June 30, 2017, Fund Donors paid USDeq. 3.3 billion towards their Contributions. Of the total amount paid, USDeq. 66 million was received by the Trustee between March 31, 2017 and June 30, 2017.

Investment Income

Investment income earned to date totals USD 1.74 million. The net investment income of received between March 31, 2017 and June 30, 2017 is USD 0.07 million.

Cash Transfers

Based on Fund Council or Fund Donor decisions, the Trustee has to date transferred USD 3.29 billion of which USD 1.78 billion approved by Fund Council and USD 1.51 billion designated to centers through Window 3. Out of the 1.78 billion transfers approved by Fund Council, USD 1.677 billion was transferred from Window 1 to Centers for CRPs; Window 2 to Centers for CRPs; to Centers for Funding Stability and Centers for Transition Finances; for Strengthening Impact Assessment in CGIAR (SIAC); and USD 102.4 million to Consortium, ISPC, IEA, Fund Office and Trustee for System Costs.

Funds Held in Trust and Funds Available for Cash Transfers

Funds Held in Trust totaled USD 32.4 million as of June 30, 2017, increased by USD 13.16 million since March 31, 2017. Of the Funds Held in Trust, USD 13.3 million is available for cash transfer to the Centers, resulting in a balance of USD 19.2 million as Funds Available for Cash Transfers towards CRPS and as determined by the Fund Council.

Financial Highlights

Investments

Funds Held in Trust are invested in a cash portfolio of the World Bank's Trust Fund investment pool. This portfolio comprises bank deposits and investments in money market instruments with an investment horizon of less than 3 months. Typically, funds invested in a cash portfolio represent working capital and funds that are expected to be disbursed in less than a year. As of June 30, 2017, the CGIAR Fund has earned investment income of approximately USD 1.74 million on the undisbursed balance of the CGIAR Fund Trust Fund. The CGIAR Fund liquid portfolio has returned 0.51% through the calendar year to June 30, 2017. Given the unpredictability of CGIAR Fund inflows and outflows, CGIAR liquidity balances cannot be currently invested in longer-term portfolios.

Donor Funding

The total amount of Contributions received represents 99% of total cumulative resources. However, overall donor funding remains unpredictable since only a few donors have signed multi-year Contribution Agreements/Arrangements and the majority of inflows to the CGIAR Fund are therefore unknown.

1. CGIAR Fund Summary – Inception through June 30, 2017

In USD millions

	Total	% of Total
<u>Donor Contributions</u>		
Contributions	3,331.6	100%
Pending Contributions	-	0%
Total Donor Contributions	<u>3,331.6</u>	<u>100%</u>

<u>Cumulative Resources</u>		
<u>Resources received</u>		
Contribution Receipts	3,297.8	98.3%
Other Receipts	23.1	0.7%
Investment Income earned	1.7	0.1%
Total Resources Received	<u>3,322.6</u>	<u>99%</u>
<u>Resources not yet received</u>		
Pending Contributions	-	0%
Contributions not yet received	33.9	1%
Total resources not yet received	<u>33.9</u>	<u>1%</u>
Total Cumulative Resources (A)	<u>3,356.5</u>	<u>100%</u>

Trustee cash transfers to CRPs, Centers and System costs- Net of Cancellations	
<i>Cash Transfers (B)</i>	3,290.2
Cumulative Resources Net of Trustee Cash Transfers (A) - (B)	<u>66.3</u>

<u>Funds Available for Cash Transfer</u>	
Funds Held in Trust	32.4

**Numbers may not add-up due to rounding.*



2. Contributions

In millions

1	Total Pledges Outstanding and Contributions Finalized				Pledges Outstanding		Contribution Agreements Finalized						
	2	3 = 5+7		4 = 6+9+11		5	6	7 = 8+10		Paid (Receipts)		Unpaid	
		8	9	10	11								
Contributor	Currency	Total Amount in Currency	USDeq. a/	Amount in Currency	USDeq. b/	Total Contributions in Currency	Amount Paid in Currency	USDeq. c/	Amount Due in Currency	USDeq. b/			
Australia	AUD	200.92	175.01	0	0	200.92	191.40	167.70	9.51	7.31			
Austria	EUR	4.93	5.76	0	0	4.93	4.93	5.76	0.00	0.00			
Bangladesh	USD	0.70	0.70	0	0	0.70	0.70	0.70	0.00	0.00			
Belgium	EUR	33.73	41.36	0	0	33.73	33.73	41.36	0.00	0.00			
Canada	CAD	103.10	95.93	0	0	103.10	103.10	95.93	0.00	0.00			
China	USD	16.79	16.79	0	0	16.79	16.79	16.79	0.00	0.00			
Denmark	DKK	205.00	34.55	0	0	205.00	205.00	34.55	0.00	0.00			
European Commission	EUR	67.91	82.64	0	0	67.91	67.91	82.64	0.00	0.00			
Finland	EUR	14.00	17.65	0	0	14.00	14.00	17.65	0.00	0.00			
France	EUR	7.00	8.61	0	0	7.00	7.00	8.61	0.00	0.00			
Gates Foundation	USD	424.23	424.23	0	0	424.23	409.80	409.80	14.43	14.43			
IBRD	USD	307.00	307.00	0	0	307.00	307.00	307.00	0.00	0.00			
IFAD	USD	26.29	26.29	0	0	26.29	25.58	25.58	0.71	0.71			
India	INR	2,138.90	34.72	0	0	2138.90	2138.90	34.72	0.00	0.00			
Iran	USD	1.24	1.24	0	0	1.24	1.24	1.24	0.00	0.00			
	JPY	109.75	0.82	0	0	109.75	109.75	0.82	0.00	0.00			
Ireland	EUR	21.09	26.59	0	0	21.09	21.09	26.59	0.00	0.00			
Italy	EUR	2.20	3.01	0	0	2.20	2.20	3.01	0.00	0.00			
Japan	USD	37.35	37.35	0	0	37.35	37.35	37.35	0.00	0.00			
Korea, Republic of	USD	1.74	1.74	0	0	1.74	1.74	1.74	0.00	0.00			
Luxembourg	EUR	2.60	3.36	0	0	2.60	2.60	3.36	0.00	0.00			
Mexico	USD	3.00	3.00	0	0	3.00	3.00	3.00	0.00	0.00			
Morocco	USD	2.00	2.00	0	0	2.00	2.00	2.00	0.00	0.00			
Netherlands	d/ EUR	4.00	5.39	0	0	4.00	4.00	5.39	0.00	0.00			
	USD	231.28	231.28	0	0	231.28	231.28	231.28	0.00	0.00			
New Zealand	NZD	35.00	26.91	0	0	35.00	24.00	18.85	11.00	8.06			
Nigeria	USD	0.85	0.85	0	0	0.85	0.85	0.85	0.00	0.00			
Norway	NOK	612.54	96.22	0	0	612.54	612.54	96.22	0.00	0.00			
Portugal	EUR	1.80	2.29	0	0	1.80	1.80	2.29	0.00	0.00			
Russian Federation	USD	15.00	15.00	0	0	15.00	15.00	15.00	0.00	0.00			
South Africa	USD	3.00	3.00	0	0	3.00	3.00	3.00	0.00	0.00			
Spain	d/ USD	0.50	0.50	0	0	0.50	0.50	0.50	0.00	0.00			
	EUR	0.52	0.68	0	0	0.52	0.52	0.68	0.00	0.00			
Sudan	EUR	1.39	1.55	0	0	1.39	1.39	1.55	0.00	0.00			
Sweden	SEK	1,137.50	161.47	0	0	1137.50	1137.50	161.47	0.00	0.00			
Switzerland	CHF	108.10	115.57	0	0	108.10	108.10	115.57	0.00	0.00			
Thailand	USD	0.60	0.60	0	0	0.60	0.60	0.60	0.00	0.00			
Turkey	USD	3.00	3.00	0	0	3.00	3.00	3.00	0.00	0.00			
United Kingdom	d/ USD	15.34	15.34	0	0	15.34	15.34	15.34	0.00	0.00			
	GBP	313.52	482.77	0	0	313.52	310.94	479.42	2.58	3.35			
United States	USD	817.86	817.86	0	0	817.86	817.86	817.86	0.00	0.00			
United Arab Emirates	USD	1.00	1.00	0	0	1.00	1.00	1.00	0.00	0.00			
Total			3,331.63		0.00			3,297.77		33.85			

a/ Represents (1) the actual US dollar value of paid-in cash contributions and (2) June 30, 2017 value of pledges outstanding and unpaid amounts.

b/ Valued at the exchange rates available on June 30, 2017

c/ Represents the actual US dollar value of paid-in cash contributions

d/ Contributions made in more than one currency

* Numbers may not add-up due to rounding

The Contribution Agreements/Contribution Arrangements entered with 38 donors for a total of USDeq. 3.33 billion.



3. Schedule of Receipts and Cash Transfers

In USD millions

	As of June 30, 2017 (a)	As of March 31, 2017 (b)	Change since last report (a) - (b)
1. Cumulative Receipts	3,322.6	3,249.1	73.5
a. Contribution receipts	3,297.8	3,231.8	66.0
b. Other receipts a/	23.1	15.7	7.4
c. Investment income earned	1.7	1.7	0.07
2. Cumulative Cash Transfers	3,290.2	3,229.9	60.3
a. Centers	3,187.7	3,130.8	56.9
b. System Costs	102.4	99.1	3.3
3. Funds Held in Trust	32.4	19.2	13.2

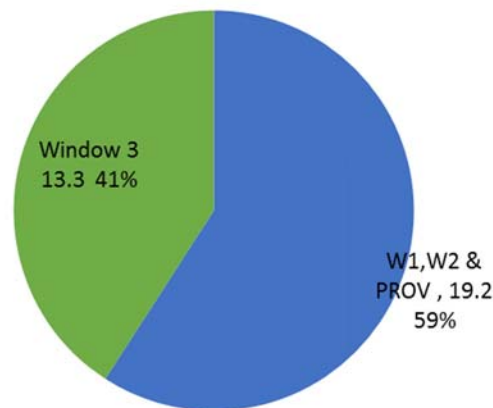
a/ Represents the amount of system cost sharing contributions collected by Centers and transferred by the Consortium to the CGIAR Fund.

* Numbers may not add-up due to rounding

FUNDS HELD IN TRUST

In USD millions

Funds Held in Trust totaled USDeq. 32.4 million as of June 30, 2017, increased by USDeq. 13.2 million, since March 31, 2017. Of the total amount of Funds Held in Trust, 59 percent were held in Window 1 (W1); Window 2 (W2); Provisional Account (PA) and 41 percent in Window 3 (W3).



in USD millions

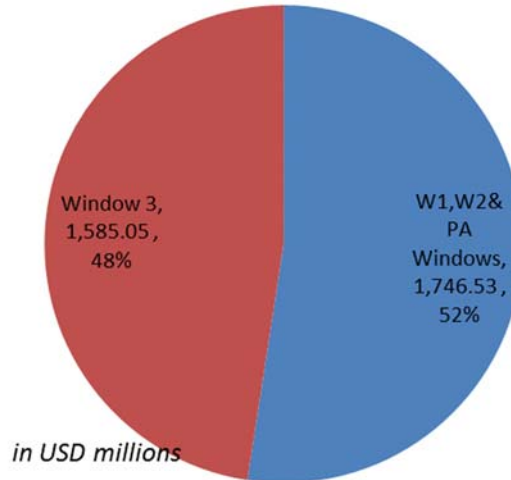


4. Cumulative Resources

In USD millions

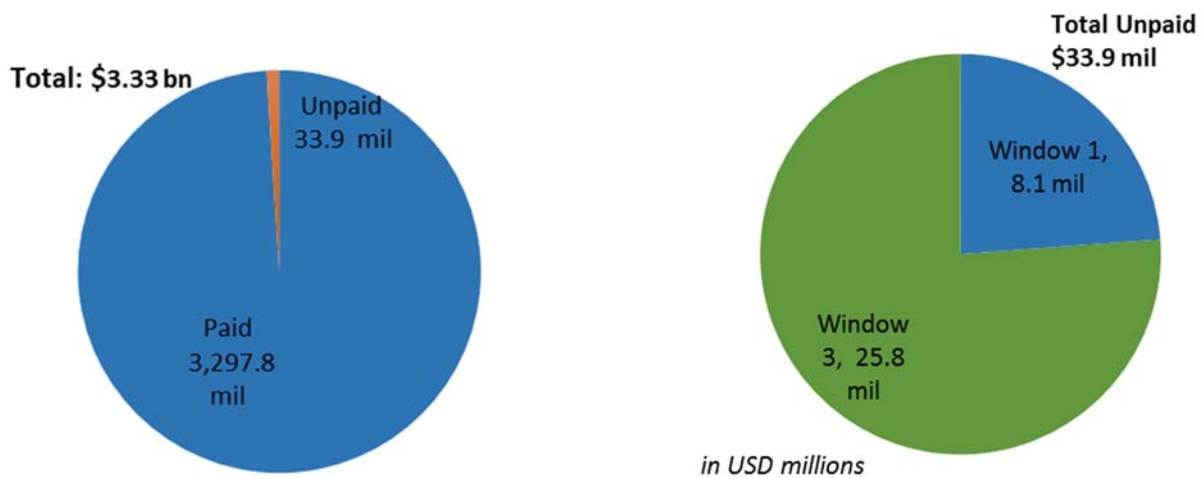
DONOR CONTRIBUTIONS BY WINDOW

Donor contributions totaled USDeq. 3.33 billion as of June 30, 2017, of which 52 percent of donor contributions are allocated to Window 1 (W1), Window 2 (W2) and Provisional Account (PA) and 48 percent to Window 3 (W3).



STATUS OF DONOR CONTRIBUTION PAYMENTS

Of the USDeq. 3.33 billion Contributed by donors, 99 percent are paid-in and 1 percent are unpaid. Out of the unpaid contributions of USD 33.9 mil, 76% is for Window 3 and 24% for all other Windows.





5. Asset Mix and Investment Income

ASSET MIX

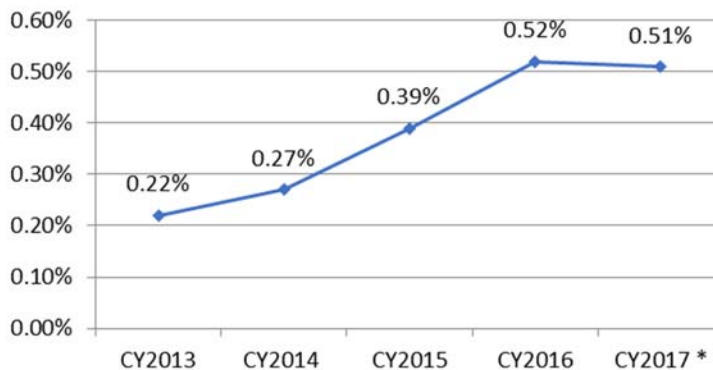
Funds held in trust by the World Bank (as the Trustee) are maintained in a commingled investment portfolio (the “Pool”) for all trust funds administered by the World Bank. The assets in the Pool are managed in accordance with the investment strategy established for all trust funds administered by the World Bank. The CGIAR Fund funds are invested in cash portfolio of the World Bank’s Trust Fund investment pool. This portfolio comprises bank deposits and investments in money market instruments with an investment horizon of less than 3 months.

On July 1, 2015, the World Bank formally adopted the Conditional Value-at-Risk (CVaR) measure as the risk constraint in the management of trust funds. Funds are managed such that the expected maximum loss, as measured by the CVaR, at the portfolio’s investment horizon, is not to exceed 1% with 99% confidence.



INVESTMENT RETURNS

The CGIAR Fund liquid portfolio (which totaled USD 32.4 million as of June 30, 2017) has earned USD 1.74 million in investment income since inception.



*non-annualized

6. Window 3 Cash Transfers

In USD millions

This table presents amounts transferred from Window 3 to Centers in accordance with Donors' designations, as of June 30, 2017.

Center Name	Amounts	Amounts	New Transfers Since Last Report
	Transferred as of 6/30/2017	Transferred as of 3/31/2017	
	(a)	(b)	(c) = (a) - (b)
AFRICA RICE CENTER	33.90	33.32	0.58
Bioversity	42.15	41.90	0.25
CIAT	51.35	47.98	3.36
CIFOR	56.58	55.64	0.94
CIMMYT	287.89	285.52	2.37
CIP	97.96	96.91	1.06
ICARDA	46.09	44.84	1.24
ICRAF	77.75	69.01	8.74
ICRISAT	103.45	102.81	0.63
IFPRI	261.29	254.03	7.26
IITA	172.78	165.76	7.02
ILRI	96.83	96.07	0.76
IRRI	110.63	107.28	3.34
IWMI	24.59	23.05	1.54
WorldFish Center	47.13	46.59	0.53
Total	1,510.36	1,470.73	39.64

* Numbers may not add-up due to rounding

ANNEX 1. Glossary

Term	Definition
Approvals	See Funding Approvals
Cancellations	Funds that have been released back to the pool of available funds.
Cash Transfers	Payments made out of a trust fund.
Contributions	Funds provided or to be provided based on the basis of a signed agreement or arrangement between donor(s) and the World Bank as trustee for the trust fund.
Commitments	Obligations to provide financing to a recipient(s) through a legal agreement.
Contribution Agreement or Arrangement	A document entered into between the donor and the Trustee in respect to the donor's contribution to the Fund.
Contributions Paid-in	Amount of Contribution received by the Trustee in the form of Cash or Promissory Notes.
Encashment	Draw down (payment in cash) of a promissory note.
Financial Intermediary Fund (FIF)	A FIF is an arrangement that can be either a trust fund or a financial platform that typically leverages a variety of public and private resources in support of international initiatives; they enable the international community to provide a direct and coordinated response to global priorities.
Funding Approvals	Decisions taken by a governing body to provide financing.
Funding Availability	Funds held in trust less restricted funds and amounts pending transfer.
Funds Held in Trust	Represents balance of cash, investments and unencashed promissory notes (if any) as of reporting date.
Pending Contributions	Amounts of donor contribution agreements being negotiated.
Promissory Notes	A document containing a promise to pay which is irrevocable and legally binding. Promissory notes are payable on demand, can be paid in accordance with agreed schedules, and are non-interest bearing.
Provisional Account	The account of the CGIAR Fund to which Fund Donors may contribute funds without initially specifying any designations.
Receipts	Cash, promissory notes, and investment income received by the trust fund.
Restricted Funds	Funds held in trust that are not available to the governing body for funding decision purposes.
Set-Aside	Funds that have been reserved based on governing body funding decision and pending commitment by the Trustee.
Systems Costs	Costs incurred for coordinating governance, administration, and business processes at the overall system level.
Commitments	Legal obligations to pay a recipient based on the funding decisions taken by a governing body.