



Climate Risk and Early Warning Systems Trust Fund

Financial Report

Prepared by the Trustee

As of March 31, 2023



Table of Contents

Table of Contents

Introduction	3
CREWS Trust Fund Financial Summary as of March 31, 2023	4
1. CREWS Trust Fund Summary – Inception through March 31, 2023	5
2. Pledges and Contributions as of March 31, 2023	6
3. Asset Mix and Investment Income.....	7
4. Cumulative Funding Decisions	10
5. Funds Available	11
Glossary.....	12



Introduction

The Climate Risk and Early Warning Systems (CREWS) Initiative was officially launched at the 21st session of the UN Framework Convention on Climate Change (UNFCCC) Conference of the Parties (COP21) in Paris, France as part of the Solutions Agenda. It aims to strengthen and increase the capacity for Multi-Hazards Early Warning Systems, to generate and communicate effective impact-based early warnings and risk information for hazardous hydro-meteorological and climate events to protect lives, livelihoods, and property in Least Developed Countries (LDCs) and Small Islands Developing States (SIDS).

The CREWS Trust Fund was established in September 2016. This report covers the financial status of the CREWS Trust Fund, and is produced by the Trustee in accordance with the Trustee's role in the CREWS Governance Document, as set forth under Section 18, which states:

"The Trustee will provide to the Steering Committee regular reports on the financial status of the CREWS Trust Fund."

In addition, Section 8 of the Standard Provisions in the Contribution Agreement/Arrangement states, as follows:

"The Trustee shall maintain separate records and ledger accounts in respect of the funds in the Trust Fund and transfers made therefrom. The Trustee shall report to the Steering Committee annually unless otherwise agreed between the Trustee and the Steering Committee, on the financial status of the Trust Fund, including information on status of Contributions, investment income, commitments, transfers and funds available for allocation by the Steering Committee."

This report covers the financial status of the CREWS Trust Fund as of March 31, 2023.



CREWS Trust Fund Financial Summary as of March 31, 2023

Pledges and Contributions:

A pledge represents a contributor's expression of intent to make a contribution. Pledges are formalized into Contributions by way of a Contribution Agreement/Arrangement between the Contributor and the Trustee.

As of March 31, 2023, contributions and pledges to the CREWS Trust Fund totaled USDeq. 95.16 million. Of this amount, USD 85.60 million has been received by the Trustee and applied to the CREWS Trust Fund.

Investment Income:

As of March 31, 2023, the CREWS Trust Fund earned investment income of approximately USD 2.17 million on the liquid balances of the Trust Fund and investment income received from the implementing partners (IPs).

Funding Approvals:

As of March 31, 2023, the CREWS Steering Committee had approved funding from the CREWS Trust Fund totaling USD 81.12 million, with USD 66.55 million to finance project activities, USD 8.19 million for IP fees and USD 6.37 million, net of returned unused funds, for administrative budgets to support the activities of the CREWS Secretariat and Trustee.

Cash Transfers:

The Trustee has transferred the entire amount of funding approvals totaling USD 80.33 million up to March 31, 2023, of which USD 6.26 million was transferred since January 1, 2023.

Funds Held in Trust:

Funds Held in Trust¹ reflect contributions paid-in from contributors and investment income earned, less cash transfers by the Trustee. Funds Held in Trust as of March 31, 2023 amounted to USD 7.45 million.

Funds Available for CREWS Steering Committee Funding Decisions:

Funds available to support CREWS Steering Committee funding decisions amounted to USD 6.66 million as of March 31, 2023.

¹ Funds Held in Trust represent balance of cash, investments and uncashed promissory notes (if any) as of the reporting date.

1. CREWS Trust Fund Summary – Inception through March 31, 2023

In USD millions

	Total	% of Total
<u>Donor Pledges and Contributions</u>		
Contributions	95.16	100.0%
Pledges	-	0.0%
Total Pledges and Contributions	95.16	100.0%

<u>Cumulative Resources</u>		
<u>Resources received</u>		
Cash Receipts	85.60	87.9%
Investment Income earned a/	2.17	2.2%
Total Resources Received	87.78	90.2%
<u>Resources not yet received</u>		
Contributions not yet received	9.56	9.8%
Pledges	-	0.0%
Total resources not yet received	9.56	9.8%
Total Potential Resources (A) (in USD millions)	97.34	100.0%

<u>Cumulative Funding Decisions</u>		
Projects	66.55	82.0%
Fees	8.19	10.1%
Administrative Budget	6.37	7.9%
Total Funding Decisions Net of Cancellations (B)	81.12	100.0%
Total Potential Resources Net of Funding Decisions (A) - (B)	16.22	

<u>Funds Available</u>		
Funds Held in Trust with no restrictions	7.45	
Approved Amounts Pending Cash Transfers	0.79	
Total Funds Available to Support Steering Committee Decisions	6.66	

a/ Represents investment income earned on the liquid balances of the CREWS Trust Fund and investment income received from IPs
Note: sub-totals may not add up due to rounding



2. Pledges and Contributions as of March 31, 2023

In millions

Contributor	Curr	Pledge in Currency of Contribution	Effective (or signed) Contribution	Receipts in Currency of Contribution	Total Outstanding Contributions in USDeq. a/	Receipts in USD b/
Australia	AUD	5.00	5.00	5.00	-	3.70
Canada	CAD	10.00	10.00	-	7.38	-
Finland	EUR	5.00	5.00	5.00	-	6.12
France	EUR	30.43	30.43	30.43	-	33.98
Germany	EUR	18.00	18.00	18.00	-	20.06
Luxembourg	EUR	1.50	1.50	1.50	-	1.65
Netherlands	USD	3.35	3.35	3.35	-	3.35
Switzerland	CHF	13.00	13.00	11.00	2.18	11.09
United Kingdom	GBP	4.30	4.30	4.30	-	5.66
Total					9.56	85.60

a/ Valued on the basis of exchange rates as of March 31, 2023

b/ Represent actual USD receipts

Note: totals may not add up due to rounding

HIGHLIGHTS FOR THE PERIOD JANUARY 1, 2023 TO MARCH 31, 2023:

- The Trustee executed a contribution arrangement with Canada for CAD 10 million.

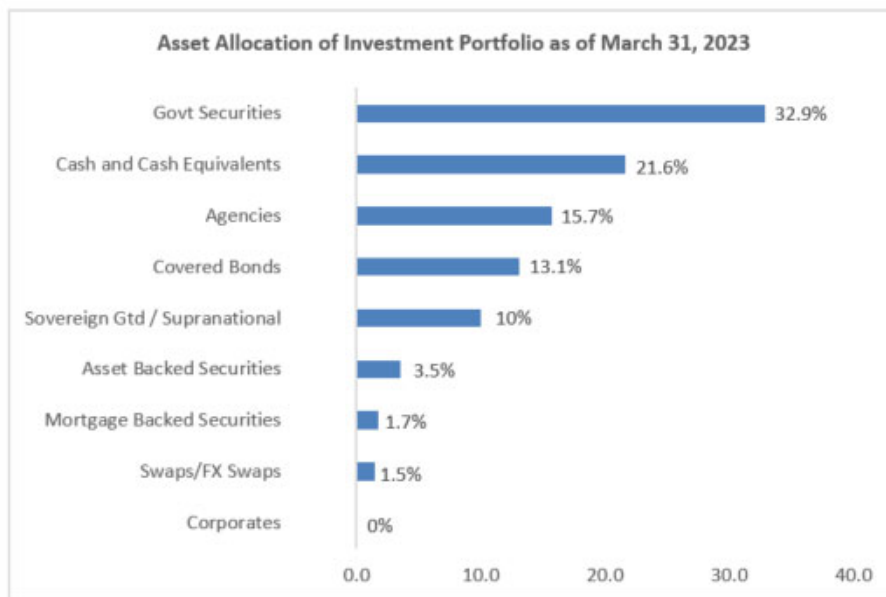


3. Asset Mix and Investment Income

ASSET MIX

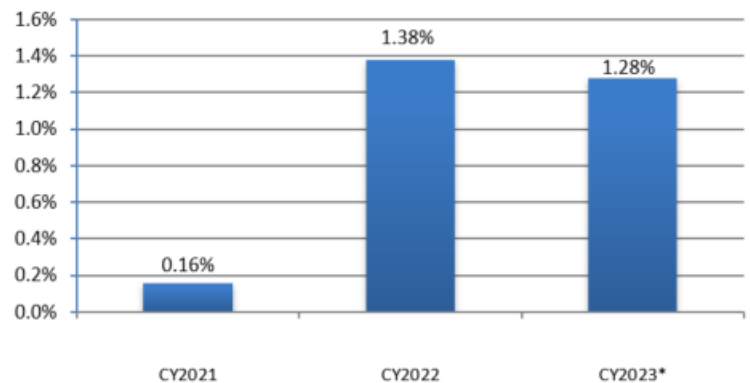
The undisbursed cash balance of the CREWS Trust Fund is maintained in a commingled investment portfolio (“Pool”) for all trust funds managed by IBRD. Funds are managed such that the expected maximum loss, as measured by the CVaR, in the worst 1% of cases will not exceed 0.25% at the portfolio’s investment horizon.

The portfolio allocation by asset class has the largest allocations to government securities and money market instruments.



INVESTMENT RETURNS

The CREWS Trust Fund liquid portfolio earned USD 2.17 million² in investment income since inception. The portfolio returns during the first quarter of calendar year 2023 was 1.28%, non-annualized.



*non-annualized

² Includes investment income received from IPs



ESG SUMMARY REPORT – CREWS INVESTMENT PORTFOLIO

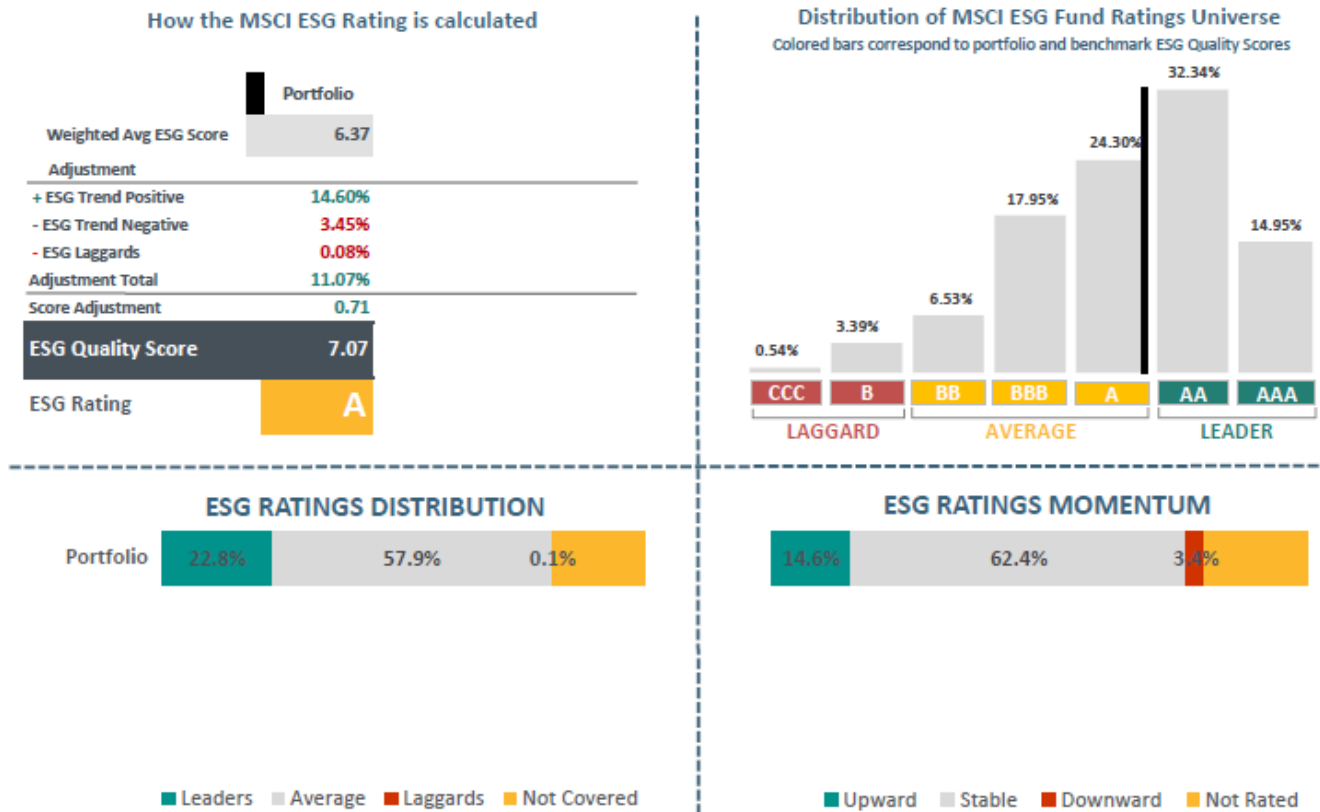
As per the investment management strategy implemented by the World Bank, the funds held in trust benefit from the approach to Sustainable and Responsible Investment (SRI), which considers and incorporates Environmental, Social, and Governance (ESG) factors into Trustee’s investment processes. The implementation of ESG Integration falls within the purview of existing authorizations by the World Bank Board. Based on the endorsement by the World Bank management, starting from July 2019, the Trustee has applied ESG Integration as the default SRI approach for all portfolios managed by the World Bank, including for the CREWS Trust Fund assets.

Considering and incorporating ESG factors into investment processes should, all things being equal, lead to portfolios that have stronger ESG profiles compared to portfolios that do not explicitly consider these ESG issues. ESG Integration has become part of the existing investment processes and is intended to help fulfil the existing investment objectives. The application of ESG Integration as part of the investment process would not involve any changes in the current investment objectives or risk limits for the CREWS Trust Fund portfolio.

The CREWS investment portfolio is primarily comprised of short-term high-grade fixed-income securities (sovereign, supranational and agency securities and bank deposits), and as of March 31, 2023, the portfolio has an ESG Quality Score* of 7.07 and an ESG Rating* of A. Based on its ESG positioning in the MSCI ESG Fund Ratings Universe (upper right of Figure 1), which is deemed to be the more consistent reference indicator, CREWS’s investment portfolio falls in the average decile of the ratings universe. This reflects high capability of CREWS portfolio’s holdings in terms of managing key medium to long term risks and opportunities arising from Environmental, Social and Governance factors.



Figure 1: MSCI ESG Portfolio Summary – Climate Risk and Early Warning Systems Trust Fund



* *Note:* ESG Quality Score is based on MSCI ESG Ratings and measured on a scale of 0 to 10 (worst to best) following a rule-based methodology. ESG Ratings Momentum represents the percentage of a portfolio’s market value coming from holdings that have had an ESG Ratings upgrade, and those with a downgrade, since their previous ESG Rating assessment. The ESG Quality Score is calculated as a weighted average of ESG scores of individual holdings adjusted by ESG Ratings Momentum and ESG laggards (if any). The weight applied to the individual ESG scores is determined by the portfolio weight of individual holdings as of the reporting date. Based on the above, the ESG Quality Score, which is subject to potential skewing effect from any factor in the calculation, could slightly vary between different reporting dates along with changes in individual holdings and their portfolio weights as well as changes in ESG Ratings Momentum. Please see details on MSCI ESG Ratings Methodology [here](#).



4. Cumulative Funding Decisions

In USD millions

<u>Projects</u>	<u>Implementing Partner</u>	<u>as of March 31, 2023</u>
Afghanistan	IBRD	2.45
	WMO	0.86
Burkina Faso	WMO	1.94
Caribbean	IBRD	2.58
	UNDRR	1.17
	WMO	2.28
Chad	IBRD	1.50
	WMO	1.33
Congo, DR	IBRD	2.51
	WMO	0.26
Haiti	WMO	1.33
Mali	IBRD	2.78
	WMO	0.22
Malawi	IBRD	1.40
	WMO	1.29
Niger	IBRD	2.24
	WMO	0.22
Pacific Islands	IBRD	0.65
	UNDRR	0.53
	WMO	5.25
Papua New Guinea	WMO	1.46
Togo	IBRD	1.15
	WMO	0.97
SouthEast Asia	IBRD	0.99
	UNDRR	0.75
	WMO	3.16
Africa	IBRD	6.78
	UNDRR	4.82
	WMO	11.95
Global	UNDRR	0.50
	WMO	0.76
Accelerated Support Window		0.48
		66.55
<u>Fees</u>		
IBRD		2.69
UNDRR		1.01
WMO		4.43
Accelerated Support Window		0.06
		8.19
<u>Administrative Budget</u>		
Secretariat a/		5.49
Trustee		0.89
		6.37
Total Funding Decisions		81.12

a/ includes support from Implementing Partners, provided through staff secondments

Note: sub-totals may not add up due to rounding



5. Funds Available

In USD millions

	As of March 31, 2023 (a)	As of December 31, 2022 (b)	Change since last report (a) - (b)
1. Cumulative Receipts	87.78	87.44	0.34
a. Cash receipts from Contributors	85.60	85.60	-
b. Investment Income earned a/	2.17	1.84	0.34
2. Cumulative Cash Transfers	80.33	74.07	6.26
a. Projects	65.83	60.34	5.49
b. Fees	8.12	7.41	0.71
c. Administrative Budget	6.37	6.32	0.05
3. Funds Held in Trust (3 = 1 - 2)	7.45	13.37	(5.92)
4. Funding Decisions Pending Cash Transfer	0.79	-	0.79
5. Funds available to support Steering Committee decisions (5 = 3 - 4)	6.66	13.37	(6.71)

a/ represents investment income earned on the liquid balances of the CREWS Trust Fund and investment income received from IPs

Note: sub-totals may not add up due to rounding

HIGHLIGHTS FOR THE PERIOD JANUARY 1, 2023 THROUGH MARCH 31, 2023:

- **Funds Held in Trust**, representing cumulative receipts less cumulative cash transfers, amount to USD 6.66 million as of March 31, 2023. Funds Held in Trust decreased by USD 5.92 million over the prior reporting period due to:
 - Additional investment income of approximately USD 0.34 million during the first quarter of calendar year 2023;
 - Offset by cash transfers of USD 6.26 million
- **Funding Availability** decreased by USD 6.71 million over the prior reporting period largely due to:
 - New funding allocations totaling USD 7.05 million;
 - Offset by total cash receipts of USD 0.34 million during the period as mentioned above.



Glossary

Term	Definition
Cash and Investments	The Trust Fund's share in the co-mingled cash and investment pool.
Cash Contribution	Contribution or Installment provided in the form of cash, including promissory note encashments
Cash Transfer	Cash payment made to an Implementing Partner under a Financial Procedures Agreement
Contribution	The funds provided and to be provided by a Contributor to a Trust Fund, as specified in the Contribution Agreement/Arrangement, or in the Instrument of Commitment
Contribution Agreement/Arrangement	An agreement or arrangement between a World Bank entity, as Trustee, and a Contributor, setting forth specific terms for the receipt and use of a specific Contribution for a specific Trust Fund
Contribution Paid-In	Contribution or Installment provided in the form of cash, Promissory Note or other instruments acceptable to the Trustee
Contribution Receivable	Any portion of a Contribution that is not a Qualified Contribution to be received in the form of Cash or Promissory Note.
Financial Intermediary Fund (FIF)	Financial arrangements that leverage a variety of public and private resources in support of global development initiatives and partnership. These Funds involve financial engineering or complex finance schemes, or where the Bank provides a specified set of administrative, financial or operational services
Financial Procedures Agreement	An agreement or arrangement between a World Bank entity, as Trustee, and Partner Entity for the commitment and transfer of funds by the Trustee to the Partner Entity under terms that do not involve Bank responsibility post-transfer
Funding Availability	Assets available to support funding decisions, as calculated under a specific basis of commitment.
Funds Held in Trust	Cash and Investments plus unencashed Promissory Note balance
IBRD	International Bank for Reconstruction and Development
Implementing Partner (IP)	Any agency receiving funds from a FIF, which is responsible for managing those funds for project activities as approved by the governing body
Investment Income	Returns (realized and unrealized) on cash and investments, allocated to individual Trust Funds
Pledge	A Contributor's expression of its intention to make a Contribution
Promissory Note (if applicable)	A document consisting of a promise to pay that is non-interest bearing and payable on demand
UNDRR	United Nations Office for Disaster Risk Reduction
WMO	World Meteorological Organization