



Clean Technology Fund (CTF)

Financial Report

Prepared by the Trustee

As of September 30, 2021



Table of Contents

Introduction	3
CTF Trust Fund Financial Summary as of September 30, 2021.....	4
1. Pledges and Contributions -Summary	9
2. Asset Mix and Investment Income and ESG Summary Report	10
3. Cumulative Net Commitments	13
4. Funds Held in Trust with No Restrictions and Commitments Pending Cash Transfer.....	15
5. Overall realized and unrealized gains or losses for the Promissory Notes held in Non-USD currencies.....	17



Introduction

The Climate Investment Funds (CIF) were established in 2008 and comprise of two trust funds. The Clean Technology Fund (CTF) provides resources to scale up low-carbon technologies with a significant potential for long-term greenhouse gas emissions savings. The Strategic Climate Fund (SCF) provides financing to pilot new development approaches or scale-up activities aimed at a specific climate change challenge or sectoral response. The SCF currently finances three such programs: The Forest Investment Program (FIP), Pilot Program for Climate Resilience (PPCR), and Scaling Up Renewable Energy in Low-Income Countries Program (SREP).

The World Bank acts as the Trustee for the CIF. This report is produced by the Trustee based on financial information as of September 30, 2021, in accordance with the Trustee's role as set forth in the Governance Framework for the CTF which states:

“The Trustee will provide to the CTF Trust Fund Committee regular reports on the financial status of the Trust Fund, as agreed between the Trustee and the CTF Trust Fund Committee.”

This report provides (i) a snapshot of the financial status of the CTF Trust Fund as of September 30, 2021; (ii) highlights of activities between April 1, 2021 and September 30, 2021; (iii) the status of pledges and contributions, and (iv) the details of financial activities of the CTF Trust Fund.



CTF Trust Fund Financial Summary as of September 30, 2021¹

Pledges and Contributions:

As of September 30, 2021, nine contributors pledged USDeq. 5.78 billion to the CTF Trust Fund, which have been fully finalized through signed Contribution and Loan Agreements/Arrangements. Of this amount, the Trustee has received USDeq. 5.51 billion in cash and USDeq. 268.69 million represent unencashed promissory notes.

Investment Income and Other Resources:

Since inception through September 30, 2021, the CTF Trust Fund earned investment income of USD 348.25 million on the undisbursed cash balances of the CTF Trust Fund. In addition, the return of other funds² amounted to USDeq. 31.41 million.

Trustee Commitments:

The Trustee makes commitments in the CTF Trust Fund based on the funding approvals of the CTF Trust Fund Committee. Cumulative net commitments made by the Trustee amounted to USDeq. 5.40 billion, including EUR 203 million committed for Projects/Programs. Of the total amount approved, USDeq. 5.29 billion was for projects, project preparation activities and MDB costs for project implementation and supervision services (MPIS), USD 110.40 million was for administrative expenses of the CTF.

Cash Transfers:

Cash transfers are made to MDBs³ on an as-needed basis to meet their projected disbursement requirements. The Trustee has transferred USDeq. 3.32 billion of which net USDeq. 25.91 million was transferred between April 1, 2021 and September 30, 2021. As a result, USDeq. 2.08 billion remains payable to MDBs as of September 30, 2021.

Cash transfers related to debt service payments to loan contributors amounted to USDeq. 194.86 million as of September 30, 2021.

Funds Held in Trust:

Funds Held in Trust reflect financial activities related to contribution payments (cash and promissory notes), encashment of promissory notes, investment income accrual, cash transfers, and the revaluation of the balance of promissory notes at the end of reporting period. Funds Held in Trust as of September 30, 2021, amounted to USDeq. 2.85 billion. In addition,

¹ Figures may not add up due to rounding.

² Return of other funds means any funds, other than reflows, due to be returned to the CTF Trust Fund pursuant to the Financial Procedures Agreements, consistent with the pertinent CTF funding approved by the CTF Trust Fund Committee. It includes investment income earned by MDBs as well as commitment, front end and late payment fees from MDBs.

³ The CIF funds are disbursed through the Multilateral Development Banks (MDBs) to support effective and flexible implementation of country-led programs and investments. The MDBs are the African Development Bank (AfDB), the Asian Development Bank (ADB), the European Bank for Reconstruction and Development (EBRD), the Inter-American Development Bank (IADB), the International Bank for Reconstruction and Development (IBRD)/International Development Association (IDA) (the World Bank), and the International Finance Corporation (IFC).



the net balance available for payments to loan contributors from the net reflows was USDeq. 146.43 million of which USDeq. 99.01 million will be required for principal and interest repayments to loan contributors in the next 12 months.

Funding Availability for Trustee Commitments:

After making provisions for currency risk reserve (USD 40.30 million), projected country engagement reserve (USD 0.82 million), and the CTF 2.0 special reserve (USD 0.50 million), the funding available for Trustee Commitments was USDeq. 719.85 million, of which USDeq. 267.94 million is the net investment income available for future administrative expenses and loan losses, and USDeq. 451.91 million is available for Program and Project commitments.

Potential Available Resources: The CIF Administrative Unit (CIF AU) has provided a pipeline of Projects/Programs for USDeq. 716.46 million. With the inclusion of the pipeline, the shortfall for resources for Projects/Programs is USDeq. 264.54 million.



CTF TRUST FUND - RESOURCES AVAILABLE for COMMITMENTS

Inception through September 30, 2021

(US\$eq. millions)

As of September
30, 2021 US\$eq.

As of September
30, 2021 USD

As of September
30, 2021 EUR

	Total	Total	Total
Cumulative Funding Received			
Contributions Received			
Cash Contributions	5,514.31	5,279.42	203.00
Unencashed promissory notes	k/ 268.69	268.69	-
Total Contributions Received	5,783.00	5,548.11	203.00
Investment Income and Other Resources			
Investment Income	348.25	348.25	-
Other income	a/ 31.41	31.41	-
Total Other Resources	379.66	379.66	-
Total Cumulative Funding Received (A)	6,162.66	5,927.77	203.00

Cumulative Funding Commitments			
Projects/Programs	6,930.22	6,603.50	282.36
MDB Project Implementation and Supervision services (MPIS) Costs	56.64	56.64	-
Cumulative Administrative Expenses	116.94	116.94	-
Total Cumulative Funding Commitments	7,103.80	6,777.09	282.36
Administrative Expense Cancellations	b/ (6.54)	(6.54)	-
Projects/Programs, MPIS Cancellations	c/ (1,696.08)	(1,604.25)	(79.36)
Net Cumulative Funding Commitments (B)	5,401.18	5,166.29	203.0

Funding Availability(A - B)	761.48	761.48	0.00
Country Engagement Budget reserve FY23	d/ (0.82)	(0.82)	-
CTF 2 Special Reserve	e/ (0.50)	(0.50)	-
Currency Risk Reserves	f/ (40.30)	(40.30)	-
Unrestricted Fund Balance for Trustee Commitments -Projects/Programs and Admin (C)	719.85	719.85	0.00
Net investment income available for Admin Budget commitments and the loan losses (D)	267.94	267.94	-
Unrestricted Funding Available for Projects/Programs commitments (E = C - D) g/	451.91	451.91	0.00
Unrestricted Funding Available for Projects/Programs commitments	g/ 197.74	197.74	0.00
Unrestricted Funding Available for Projects/Programs commitments -DPSP IV and other new Programs	g/ 254.17	254.17	-



CTF TRUST FUND - RESOURCES AVAILABLE for COMMITMENTS

*Inception through September 30, 2021
(US\$eq. millions)*

As of September 30, 2021 US\$eq. As of September 30, 2021 USD As of September 30, 2021 EUR

	Total	Total	Total
Anticipated Commitments for Projects/Programs			
Projects/Programs Funding and Fees- CTF Dedicated Private Sector Programs (DPSP)- Phase III	-	-	-
Projects/Programs Funding and Fees- CTF Dedicated Private Sector Programs (DPSP)- Phase IV	716.46	716.46	-
Total Anticipated Commitments (F) i/	716.46	716.46	-
Available Resources for Projects/Programs (G = E - F)	(264.54)	(264.54)	0.00
Potential Future Resources			
Contribution Receivable	-	-	-
Pledges	-	-	-
Release of Currency Risk Reserves f/	40.30	40.30	-
Total Potential Future Resources (H)	40.30	40.30	-
Potential Available Resources for Projects/Programs (G+H)	(224.24)	(224.24)	0.00
Potential Net Future Resources for Admin Expenses and Loan Losses			
Projected Investment Income from Oct 2021 to FY26 (I) h/	58.70	58.70	-
Projected Administrative Budget (FY23-27) (J) i/	50.25	50.25	-
Potential Net investment income available for Admin Expenses and Loan losses (K= I - J)	8.45	8.45	-
Potential Available Resources for Admin Expenses and Loan Losses (D + K) j/	276.39	276.39	-

a/ Return of funds other than reflows due to be returned to the Trust Fund pursuant to the Financial Procedures Agreements consistent with the pertinent CTF funding approved by the CTF Trust Fund Committee. Includes Investment income, commitment fee, front end fee and late payment fee

b/ The admin budget cancellations includes the unused admin budget refunds, Country Programming Budget revisions/cancellations by MDBs,

c/ Cancellation of program and project commitments approved by the committee

d/ The amount of USD 0.5 million approved by TFC in June 2019 for the multi-year country programming budget and the balance in reserve estimate provided by CIFAU for the period FY23.

e/ USD 0.5 million committed under the special initiative related to CTF 2.0 as approved by the TFC in June 2017.

f/ Amounts withheld to mitigate over-commitment risk resulting from the effects of currency exchange rate fluctuations on the value of outstanding non-USD denominated promissory notes.

g/ In January 2019, the CTF Trust Fund Committee agreed that any remaining resources in CTF that can be made available for further programming may be used to fund more projects/programs under DPSP III. Subsequently all the resources were programmed. The amount cancelled after June 30, 2020 is not available for programming pending the decision from the CTF committee about the usage of these funds. Only the new contributions signed and received after January 2019 are considered as available for new non-DPSP-III programs/projects. The EURO balance available for commitments in EURO currency is nil.

h/ Investment income on undisbursed funds as projected by Trustee through the cash flow model assuming a stable investment environment, steady pace of cash transfers and encashment of unencashed promissory notes.

i/ FY22 Budget commitment approved by TFC in June 2021 was USD 10.05 million for Administrative service. The amount approved for FY22 Administrative Services was extrapolated for 5 years. Projected administrative budget includes resources for administrative services provided by the CIFAU, Trustee and MDBs.

j/ Losses on outgoing CTF Financial Products will be shared as stipulated by the Principles regarding Contributions to the CTF and covered to the

k/ This amount represents the USD equivalent of the UK's GBP 200 million outstanding PNs.

l/ Anticipated commitment pipeline information provided by CIFAU



CTF TRUST FUND - CUMULATIVE OTHER FUNDING ACTIVITY
Inception through September 30, 2021 (USDeq. millions)

As of September
30, 2021 USDeq.

Cumulative Debt Service Payments to Loan Contributors	
Principal Repayments	111.35
Interest Payments	83.51
Total Cumulative Debt Service Payments to Loan Contributors	194.86
Reflows	a/ 341.29

a/ Any payments of principal, interest from loans, which are due to be returned to the Trust Fund pursuant to the Financial Procedures Agreements consistent with the pertinent CTF funding approved by the CTF Trust Fund Committee. Payments in EUR currency are revalued as of September 30, 2021. For the avoidance of doubt, the Reflow does not include any return of funds from CTF grants or Administrative Costs, including cancelled or unused funds, or any investment income earned on CTF resources held by any MDB.



1. Pledges and Contributions -Summary

In USD millions

CLEAN TECHNOLOGY FUND
Table 1: Pledges and Contributions Summary
as of September 30, 2021
(in millions)

Contributor	Contribution Type	Currency	in Contribution Currency			in USD eq. a/				
			Contribution Receivable	PNs Outstanding	Cash Receipts f/	Total Contributions	Contribution Receivable	PNs Outstanding	Cash Receipts f/	Total Contributions
Australia	Grant	AUD	-		100	100	-	-	86	86
Canada	Loan	CAD	-		200	200	-	-	199	199
France	b/ Loan	EUR	-		203	203	-	-	235	235
Germany	c/ Loan	USD	-		615	615	-	-	615	615
Germany	Grant	EUR	-		80	80	-	-	97	97
Japan	d/ Grant	USD	-		1,056	1,056	-	-	1,056	1,056
Spain	Capital	EUR	-		80	80	-	-	106	106
Sweden	Grant	SEK	-		600	600	-	-	80	80
United Kingdom	Capital	GBP	-	200	1,130	1,330	-	269	1,548	1,817
United States	e/ Grant	USD	-		1,492	1,492	-	-	1,492	1,492
								269	5,514	5,783

a/ Represents realized amounts plus unrealized amounts valued on the basis of exchange rates as of September 30, 2021

b/ France pledged USD 500 million, including: 1) a concessional loan to the CTF Trust Fund of USD 300 million (equivalent to EUR 203 million) and 2) USD 200 million in co-financing from Agence Francaise de Developpement (ADF) separate from the CTF and not subject to reporting by the trustee. The concessional loan is valued on the basis of exchange rates as of September 30, 2021.

c/ The EUR 500 million pledge was committed in USDeq. 615 million. The total loan contribution received is USD 615 million.

d/ The USD 1 billion pledge was committed in JPY in the amount of JPY 93 billion. The total amount received is USDeq. 1.056 billion

e/ The total pledge made by the United States to the CTF and SCF is USD 2 billion.

f/ Includes cash receipts and encashed promissory notes.

Note: Totals may not add up due to rounding

- The above table shows the summary of pledges outstanding, contributions finalized, cash and Promissory Note receipts and Promissory Notes outstanding. Pledges represent a Contributor's expression of intent to make a contribution and form the basis for the endorsement of CTF Investment Plans by the CTF Trust Fund Committee.
- As of September 30, 2021, total pledges and contributions amounted to USDeq. 5.78 billion based on Contribution and Loan Agreements/Arrangements entered by the Trustee with nine contributors and the total amount received in cash as of September 30, 2021 amounted to USDeq. 5.51 billion.



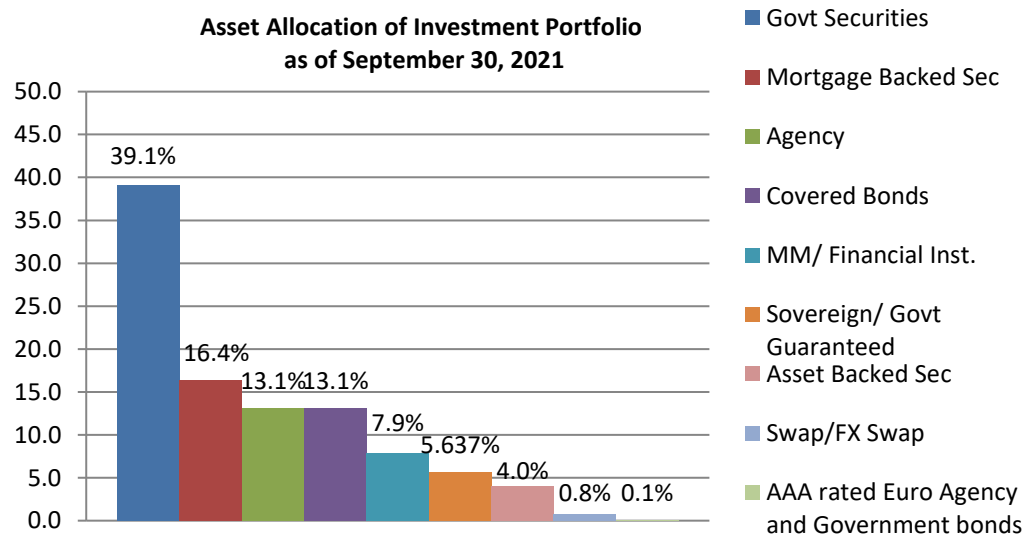
2. Asset Mix and Investment Income and ESG Summary Report

The undisbursed cash balance of the CTF Trust Fund is maintained in a commingled investment portfolio (“Pool”) for all trust funds managed by IBRD. The Pool is managed actively and conservatively with capital preservation as the over-arching objective.

ASSET MIX

CTF Trust Fund assets are invested across three of the World Bank Trust Fund’s investment model portfolios: “Model Portfolio 0” for short-term working capital needs, “Model Portfolio 1” with an investment horizon of one year, and “Model Portfolio 2” with a broader investment universe and an investment horizon of three years. The investment objectives for the CTF Trust Fund are to optimize investment returns subject to preserving capital and maintaining adequate liquidity to meet foreseeable cash flow needs, within a conservative risk management framework⁴. Although actual future returns will depend on market conditions, the Trust Fund Investment Pool is actively monitored and adjusted to preserve development partner funds over the investment horizons. Over shorter periods, however, market volatility may result in negative actual or ‘mark-to-market’⁵ returns. Overall, the CTF Trust Fund cumulative returns have been driven by its investment in longer-term model portfolios, which may be exposed to higher volatility in returns over shorter periods but are expected to have higher returns over longer periods.

As of September 30, 2021, the portfolio allocation by asset class has the largest allocations to government securities, mortgage-backed securities (MBS), agency and covered bonds.

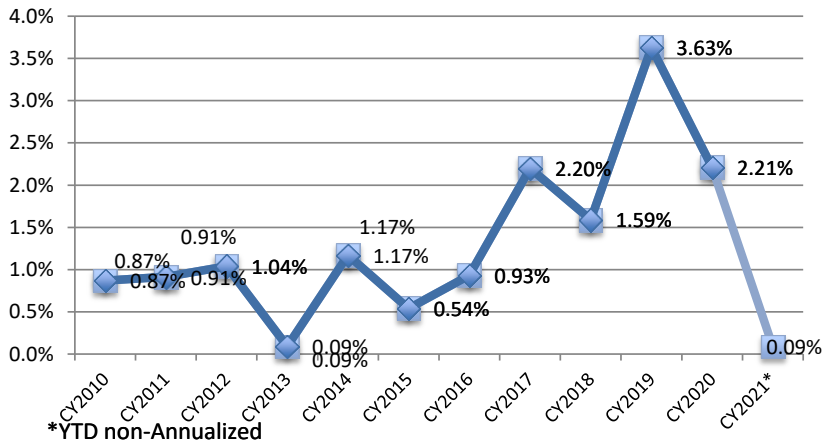


⁴ Risk tolerance is defined as the expected maximum loss, as measured by the Conditional Value-at-Risk (CVaR), at the portfolio’s investment horizon, not to exceed 1% at portfolio’s investment horizon, with 99% confidence.

⁵ Mark-to-market gains or losses represent unrealized gains or losses resulting from changes in the value of securities in the portfolio which have not yet been sold.



INVESTMENT RETURNS



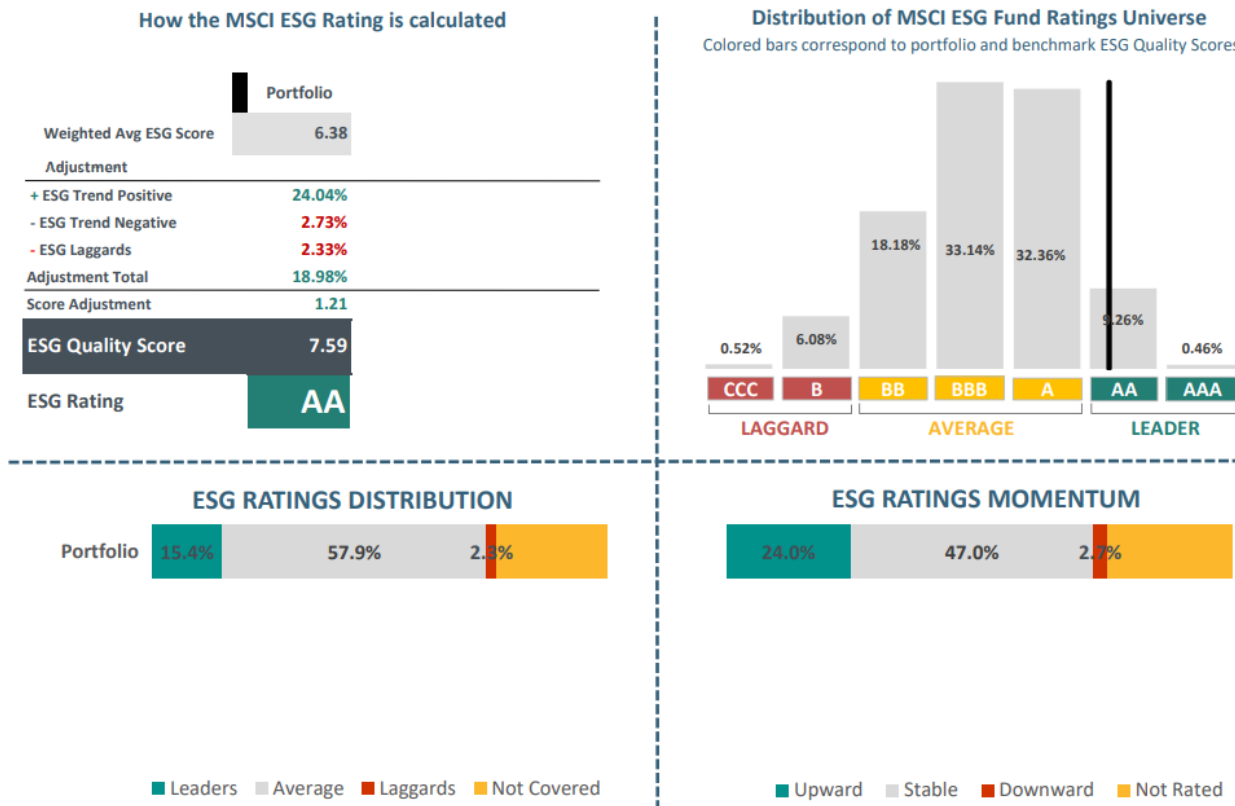
The CTF Trust Fund liquid portfolio earned USD 348.25 million in investment income since inception. The portfolio returns through September of calendar year 2021 were 0.09% (non-annualized). The low returns during the first nine months of CY2021 were due to rising yields, which have a negative impact on fixed income prices.

ESG SUMMARY REPORT – CLEAN TECHNOLOGY FUND INVESTMENT PORTFOLIO

The funds held in trust benefit from the approach to Sustainable and Responsible Investment (SRI), as defined in the Trustee's Sustainable and Responsible Investment (SRI) Statement, which considers and incorporates Environmental, Social, and Governance (ESG) factors into Trustee's investment processes. The implementation of ESG Integration falls within the purview of existing authorizations by the World Bank Board. Based on the endorsement by the World Bank management, starting from July 2019, the Trustee has applied ESG Integration as the default SRI approach for all portfolios managed by the World Bank, including for the Clean Technology Fund assets. Considering and incorporating ESG factors into investment processes should, all things being equal, lead to portfolios that have stronger ESG profiles compared to portfolios that do not explicitly consider these ESG issues. ESG Integration has become part of the existing investment processes and is intended to help fulfil the existing investment objectives. The application of ESG Integration as part of the investment process would not involve any changes in the current investment objectives or risk limits for the Clean Technology Fund portfolio. The CTF investment portfolio is primarily comprised of short-term high-grade fixed-income securities (sovereign, supranational and agency securities and bank deposits), and as of September 2021, the portfolio has an ESG Quality Score* of 7.59 and an ESG Rating* of AA. Based on its ESG positioning in the MSCI ESG Fund Ratings Universe (upper right of Figure 1), which is deemed to be the more consistent reference indicator, CTF's investment portfolio falls in the top quartile of the ratings universe. This reflects high capability of CTF portfolio's holdings in terms of managing key medium to long term risks and opportunities arising from Environmental, Social and Governance factors.



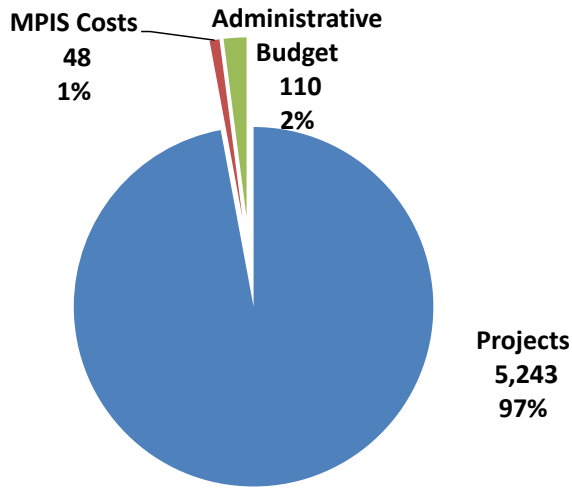
Figure 1: MSCI ESG Portfolio Summary – Clean Technology Fund



***Note:** ESG Quality Score measures the ability of underlying holdings to manage key medium to long-term risks and opportunities arising from environmental, social, and governance factors. It is based on MSCI ESG Ratings and is measured on a scale of 0 to 10 (worst to best). The distribution of scores is based on the universe of approximately 28,000 funds included in MSCI ESG Fund Metrics. ESG Ratings Distribution represents the percentage of a portfolio’s market value coming from holdings classified as ESG Ratings Leaders (AAA and AA), Average (A, BBB, and BB), and Laggards (B and CCC). ESG Ratings Momentum represents the percentage of a portfolio’s market value coming from holdings that have had an ESG Ratings upgrade, and those with a downgrade, since their previous ESG Rating assessment Please see details on MSCI ESG Ratings Methodology from: <https://www.msci.com/documents/1296102/4769829/MSCI+ESG+Ratings+Methodology+-+Exec+Summary+Dec+2020.pdf/15e36bed-bba2-1038-6fa0-2cf52a0c04d6?t=1608110671584>



3. Cumulative Net Commitments

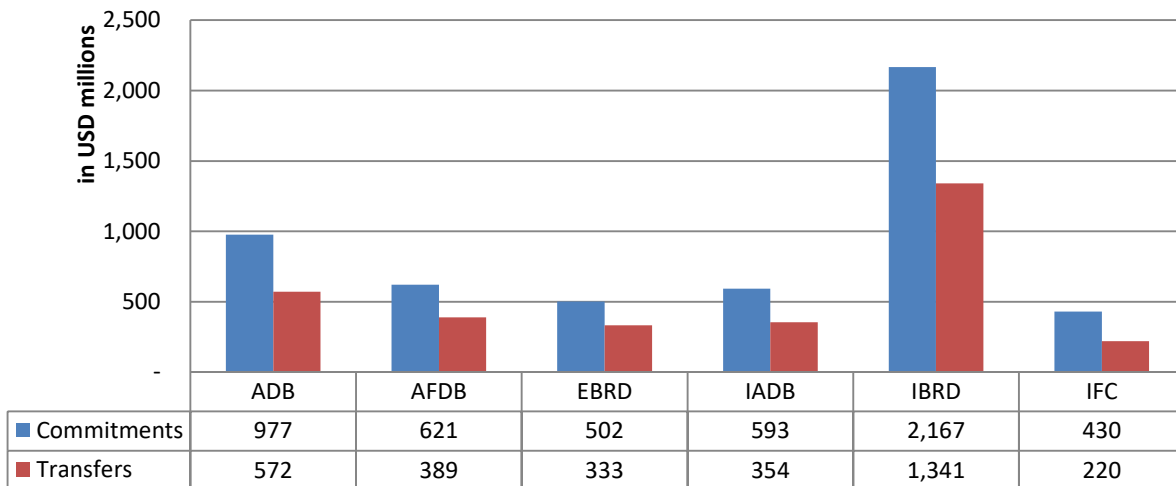


In USD millions

Total Net Commitments by the Trustee by Activity

Since inception to September 30, 2021, the net commitments made by the Trustee based on the funding approvals of CTF Trust Fund Committee totaled USDeq. 5.40 billion of which projects, including project preparation grants (97%), MPIS costs (1%), administrative budgets for the CIF Administrative Unit, Trustee and the MDBs (2%).

Net Project and Program Commitments by MDB



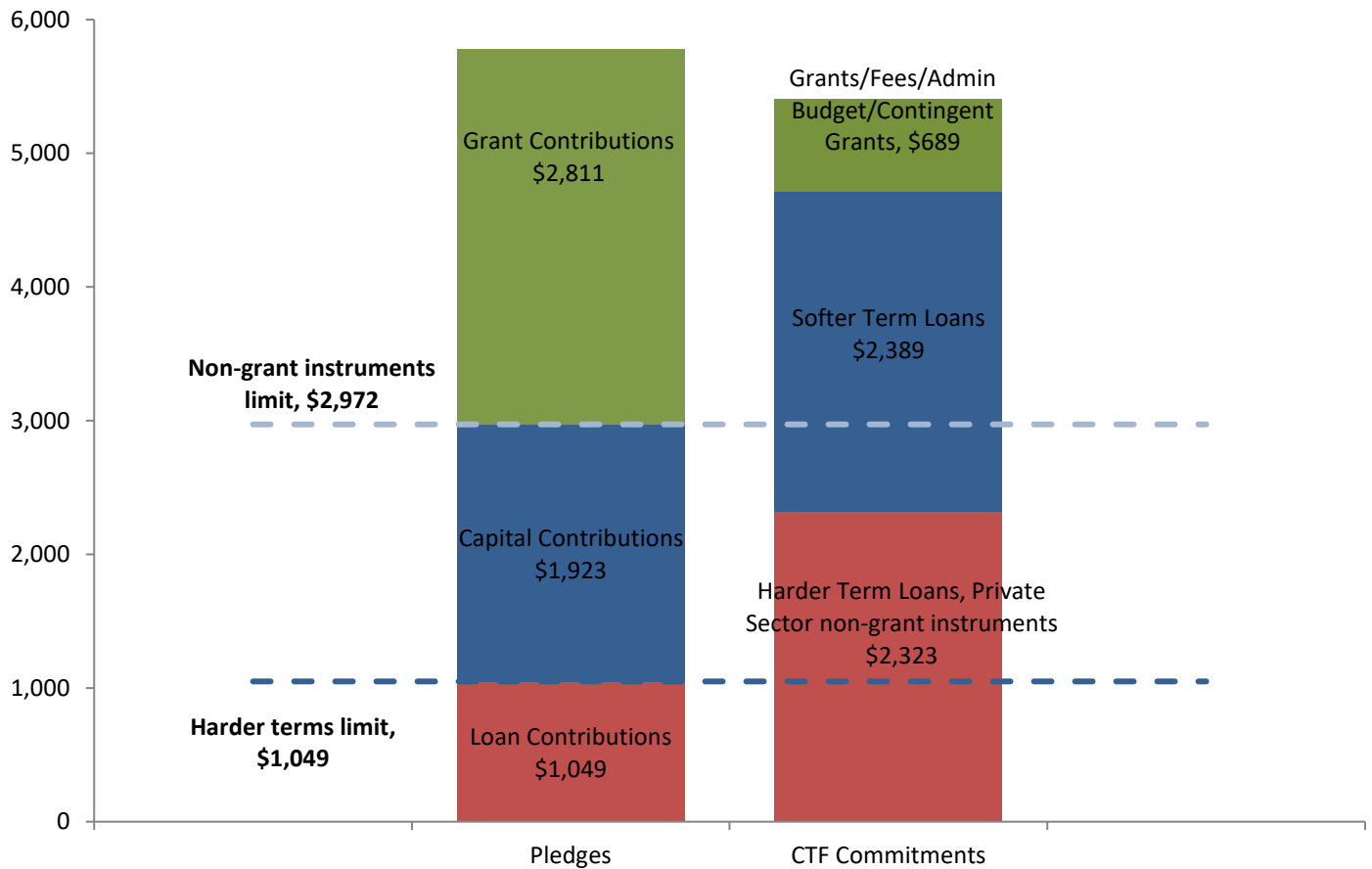


CTF FUNDING LIMITS

In accordance with the Principles regarding Contributions to the CTF, outgoing financing cannot be more concessional than contributed funds, i.e.:

- (a) Grant Contributions may be used to finance grants, concessional loans and other financial products, such as guarantees.
- (b) Capital Contributions may be used to finance concessional loans and other financial products, such as guarantees.
- (c) Loan Contributions may be used to finance loans and other financial products, such as guarantees, on terms no more concessional than the terms of the contributions.

The below chart shows pledges by contribution type and CTF funding (excluding projects in the pipeline) by financing product. Funding decisions made to date adhere to the funding limits set by the incoming funding types from the Contributors.





4. Funds Held in Trust with No Restrictions and Commitments Pending Cash Transfer

In USDeq. millions

CLEAN TECHNOLOGY FUND				
Table 5: Schedule of Receipts and Cash Transfers				
Updated as of September 30, 2021				
	<u>As of September 30, 2021</u>		<u>As of March 31, 2021</u>	<u>Change</u>
	(a)		(a)	(c) = (a) - (b)
1. Cumulative Receipts	6,163		6,165	(2)
a. Cash receipts and encashed promissory notes	5,514		5,518	(3)
b. Unencashed promissory notes	269		275	(7)
c. Investment income earned on undisbursed balance & Return of funds other than reflows from MDB's	380		372	7
2. Cumulative Cash Transfers	3,318		3,292	26
a. Projects	3,172		3,158	14
b. MPIS Costs	38		37	1
c. Administrative Budget	108		97	11
3. Funds held in Trust (3 = 1 - 2)	2,845		2,873	(28)
a. Cash and Investments	2,576		2,598	(22)
b. Unencashed promissory notes	269		275	(7)
4. Restricted Funds	40		41	(1)
5. Funds held in Trust with no restrictions (5 = 3 - 4)	2,805		2,832	(27)
6. Trustee Commitments pending cash transfer	2,085		2,116	(31)
a. Projects and MPIS Costs	2,071		2,111	(40)
b. Administrative Budget	10		2	9
c. Country Engagement Budget reserve FY21-23	2		1	1
d. Learning and Knowledge Exchange & Special Initiative Budget (Multi-Year)	1		2	(1)
7. Funds available to support Trustee Commitments (7= 5 - 6)	720		716	4
8. Net Balance Available for Payments to the loan contributors from Reflows received from MDBs b/	146		143	3
of which the funds restricted for payments to loan contributors in next 12 months	99		90	9

a/ Valued on the basis of exchange rates as of September 30, 2021
b/The net balance of Reflows received from the MDBs and the payments made to the loan contributors. The breakdown of amounts by reflows and payments to loan contributors is shown in the table below
c/Amounts withheld to mitigate over-commitment risk resulting from the effects of currency exchange rate fluctuations on the value of outstanding non-USD denominated promissory notes.
Note: Totals may not add up due to rounding

	As of September 30, 2021	As of March 31, 2021	Change
	(a)	(a)	(a)- (b)
1. Reflows and payments to loan contributors			
a. Reflows - Interest and Principal reflows received from MDBs a/	341	293	48
b. Debt service payments to Loan Contributors	195	151	44
Net Balance of reflows and payments to loan contributors	146	143	4

a/ Any payments of principal, interest from loans, which are due to be returned to the Trust Fund pursuant to the Financial Procedures Agreements consistent with the pertinent CTF funding approved by the CTF Trust Fund Committee. Payments in EUR currency are revalued as of September 30, 2021. For the avoidance of doubt, the Reflow does not include any return of funds from CTF grants or Administrative Costs, including cancelled or unused funds, or any investment income earned on CTF resources held by any MDB.

Highlights for the period April 1, 2021 through September 30, 2021:

- **Funds Held in Trust** represent cumulative receipts less cumulative cash transfers and amounted to USDeq. 2.85 billion as of September 30, 2021. Funds Held in Trust decreased by USDeq. 28 million since April 1, 2021 primarily due to:
 - Decrease in the value of GBP promissory notes of USDeq. 7 million and increase in cash transfers from the Trust Fund of USDeq. 26 million
 - Partially offset by the net increase in cash and investment income of USDeq. 3 million
- **Trustee Commitments Pending Cash Transfer** amounted to USDeq. 2.09 billion, representing a decrease of USDeq. 31 million as a result of:
 - Increase in cash transfers by USDeq. 26 million and
 - Decrease in net commitments by USDeq. 4 million due to the commitment cancellations of USDeq. 57 million exceeding the new commitments of USDeq. 53 million.
- **Funds available to support Trustee commitments** amounted to USDeq. 720 million, representing an increase of USDeq. 4 million due to:
 - Decrease in Funds Held in Trust by USDeq. 28 million
 - Partially offset by the decrease in net commitments by USDeq. 31 million and decrease in restricted funds by USDeq. 1 million.
- **Funds available to support repayments to loan contributors** amounted to USDeq. 146 million, of which the amount required to cover the payments over the next 12 months was USDeq. 99 million.



5. Overall realized and unrealized gains or losses for the Promissory Notes held in Non-USD currencies.

In millions

CIF Promissory Notes in non-USD currencies - Exchange Rate Gain/Loss as of 09/30/2021

Amount in Currency					Amount in USD eq.				Currency Exchange rate changes in USD eq.			
Donor/Program	Curr	Promissory Note (PN) received	Unpaid Installment	PN Encashment	PN Unencashed	Promissory Note (PN) @Receipt date	Unpaid Installment @September 30, 2021	PN Encashment (FXR)	PN Unencashed as of September 30, 2021	Realized - PN Encashments	Unrealized- PN Unencashed	Promissory Note vs (Encashments+unencashed)
Japan		92,655		92,655	0	1,129		1,056	0	-73	0	-73
CTF	JPY	92,655		92,655	0	1,129		1,056	0	-73	0	-73
United Kingdom		1,330		1,130	200	2,001	0	1,548	269	-192	8	-184
CTF	GBP	1,330		1,130	200	2,001	0	1,548	269	-192	8	-184
Grand Total						3,130	0	2,605	269	-264	8	-256