



Clean Technology Fund (CTF)

Financial Report

Prepared by the Trustee

As of September 30, 2019



Table of Contents

Introduction	3
CTF Trust Fund Financial Summary as of September 30, 2019.....	4
1. Pledges and Contributions -Summary	9
2. Asset Mix and Investment Income.....	10
3. Cumulative Net Commitments	12
4. Funds Held in Trust with No Restrictions and Commitments Pending Cash Transfer.....	14
5. Overall realized and unrealized gains or losses for the Promissory Notes held in Non-USD currencies.....	15



Introduction

The Climate Investment Funds (CIF) were established in 2008 and its financial architecture is rooted in two trust funds. The Clean Technology Fund (CTF) aims to provide scaled-up financing to contribute to the demonstration, deployment, and transfer of low-carbon technologies with a significant potential for long-term greenhouse gas emissions savings. The Strategic Climate Fund (SCF) aims to provide financing to pilot new development approaches or scale-up activities aimed at a specific climate change challenge or sectoral response. The SCF currently finances three such programs: The Forest Investment Program (FIP), Pilot Program for Climate Resilience (PPCR), and Scaling Up Renewable Energy in Low-Income Countries Program (SREP).

The World Bank acts as the Trustee for the CIFs. This report is produced by the Trustee based on financial information as of September 30, 2019, in accordance with the Trustee's role as set forth in the Governance Framework for the CTF which states:

“The Trustee will provide to the CTF Trust Fund Committee regular reports on the financial status of the Trust Fund, as agreed between the Trustee and the CTF Trust Fund Committee.”

This report provides (i) a snapshot of the financial status of the CTF Trust Fund as of September 30, 2019; (ii) the status of pledges and contributions, and (iii) the details of financial activities of the CTF Trust Fund.



CTF Trust Fund Financial Summary as of September 30, 2019¹

Pledges and Contributions:

As of September 30, 2019, nine contributors pledged USDeq. 5.4 billion to the CTF Trust Fund, which has been fully finalized through signed Contribution/Loan Agreements/Arrangements. Of the total amount of executed Contribution/Loan Agreements/Arrangements, the Trustee has received USDeq. 5.40 billion in cash. During the period from March 31, 2019 to September 30, 2019, the United Kingdom encashed all outstanding promissory notes in the amount of GBP 344.71 million.

Investment Income and Return of Other Funds:

Since inception through September 30, 2019, the CTF Trust Fund earned investment income of USD 271.0 million on the undisbursed balance of the Trust Fund. In addition, the return of other funds amounted to USDeq. 20.26 million.

Trustee Commitments:

The Trustee makes commitments in the CTF Trust Fund based on the funding approvals of the CTF Trust Fund Committee. Cumulative net commitments made by the Trustee amounted to USDeq. 5.17 billion. This represents a decrease of USDeq. 20.36 million due to the net commitment cancellations since March 31, 2019. Of the total amount approved, USDeq. 5.05 billion was for projects and project preparation activities, USD 38.45 million was for MDB costs for project implementation and supervision services (MPIS), and USD 88.45 million was for administrative expenses of the CTF.

Cash Transfers:

Cash transfers are made to MDBs² on an as-needed basis to meet their projected disbursement requirements. The Trustee has transferred USDeq. 3.23 billion of which net USDeq. 40 million was transferred between April 1, 2019 and September 30, 2019. As a result, USDeq. 1.94 billion remains payable to MDBs as of September 30, 2019.

Cash transfers related to debt service payments to loan contributors amount to USDeq. 67.05 million as of September 30, 2019.

Funds Held in Trust:

Funds Held in Trust reflect financial activities related to donor payments (cash and promissory notes), encashment of promissory notes, investment income, cash transfers, and the revaluation of the balance of promissory notes at month end. Funds Held in Trust as of September 30, 2019, amounted to USDeq. 2.46 billion. In addition, the net balance available

¹ Figures may not add up due to rounding.

² The CIF funds are disbursed through the Multilateral Development Banks (MDBs) to support effective and flexible implementation of country-led programs and investments. The MDBs are the African Development Bank (AfDB), the Asian Development Bank (ADB), the European Bank for Reconstruction and Development (EBRD), the Inter-American Development Bank (IADB), the International Bank for Reconstruction and Development (IBRD)/International Development Association (IDA) (the World Bank), and the International Finance Corporation (IFC).



for payments to the loan contributors from the net reflows is USDeq. 131 million of which USDeq. 37 million is to pay for the principal and interest payments due to the loan contributors in the next 12 months.

Funding Availability for Trustee Commitments:

After making provisions for projected country programming budget (USD 1.51 million), and the multi-year Learning & Knowledge exchange and special initiatives budget amount (USD 3.39 million), the funding available for Trustee Commitments is USDeq. 518.12 million, of which, USDeq. 197.9 million is the net investment income available for future administrative expenses and loan losses. Therefore, the balance USDeq. 320.21 million is available for Program and Project commitments.

Potential Available Resources (FY20-21): CIFAU has provided a pipeline of projects/programs for USDeq. 793.35 million. With the inclusion of the pipeline, the shortfall for resources for projects/programs is USDeq. 473.14 million.



CTF TRUST FUND - RESOURCES AVAILABLE for COMMITMENTS

Inception through September 30, 2019

(USDeq. millions)

As of September 30, 2019

		Total
Cumulative Funding Received		
Contributions Received		
Cash Contributions		5,404.30
Unencashed promissory notes		-
Total Contributions Received		5,404.30
Other Resources		
Investment Income		271.00
Other income	a/	20.26
Total Other Resources		291.26
Total Cumulative Funding Received (A)		5,695.55
Cumulative Funding Commitments		
Program/Project		6,166.74
MDB Project Implementation and Supervision services (MPIS) Costs		46.10
Cumulative Administrative Expenses		94.25
Total Cumulative Funding Commitments		6,307.09
Administrative Expense Cancellations	b/	(5.80)
Program/Project, MPIS Cancellations	c/	(1,128.75)
Net Cumulative Funding Commitments (B)		5,172.54
Fund Balance (A - B)		523.02
Country Engagement Budget reserve FY20-23	d/	(1.51)
Learning and Knowledge Exchange & Special Initiative Budget (Multi-Year)	e/	(3.39)
Currency Risk Reserves	f/	-
Unrestricted Fund Balance for Trustee Commitments -Program/Project and Admin ©		518.12
Net investment income available for Admin Budget commitments and the loan losses (D)		197.90
Unrestricted Fund Balance for Program/Project commitments (E = C - D)	g/	320.21



CTF TRUST FUND - RESOURCES AVAILABLE for COMMITMENTS

Inception through September 30, 2019

(US\$eq. millions)

As of September 30, 2019

		Total
Anticipated Commitments for Program/Project (FY20-FY21)		
Program/Project Funding and Fees- CTF Dedicated Private Sector Programs (DPSP)- Phase III		793.35
Total Anticipated Commitments (F)	<i>g/</i>	793.35
Available Resources for Program/Project (G = E - F)		
		(473.14)
Potential Future Resources (FY20-FY21)		
Contributions not yet paid		-
Pledges		-
Release of Currency Risk Reserves	<i>f/</i>	-
Total Potential Future Resources (H)		-
Potential Available Resources for Program/Project (G+H)		
		(473.14)
Potential Net Future Resources for Admin Expenses and Loan Losses		
Projected Investment Income from Oct 2019 to FY23 (I)	<i>h/</i>	72.50
Projected Administrative Budget (FY21-25) (J)	<i>i/</i>	42.69
Potential Net investment income available for Admin Expenses and Loan losses (K = I - J)		29.81
Potential Available Resources for Admin Expenses and Loan Losses (D + K)		
	<i>j/</i>	227.71

a/ Return of funds other than reflows due to be returned to the Trust Fund pursuant to the Financial Procedures Agreements consistent with the pertinent CTF funding approved by the CTF Trust Fund Committee.

b/ The admin budget cancellations includes the unused admin budget refunds, Country Programming Budget revisions/cancellations by MDBs, Trustee and CIFAU.

c/ Cancellation of program and project commitments approved by the committee

d/ The amount of USD 0.5 million approved by TFC in June 2019 for the multi-year country programming budget and the balance in reserve estimate provided by CIFAU for the period FY19 - FY23.

e/ The multi year special initiative budget for CTF 2.0 of USD 0.59 million approved by TFC in June 2017, yet to be committed by the Trustee. The amount of USD 2.8 million approved by TFC in June 2019 for the multi-year E&L initiative yet to committed by Trustee (For year 2 and 3)

f/ Amounts withheld to mitigate over-commitment risk resulting from the effects of currency exchange rate fluctuations on the value of outstanding non-USD denominated promissory notes.

g/ In January 2019, the CTF Trust Fund Committee agreed that any remaining resources in CTF that can be made available for further programming may be used to fund more projects/programs under DPSP III.

h/ Investment income on undisbursed funds as projected by Trustee through the cash flow model assuming a stable investment environment, steady pace of cash transfers.

i/ FY20 Budget commitment approved by TFC in June 2019 was USD 8.54 million for Administrative service and an approval for USD 3.05 million for a multi year initiative. The amount approved for FY20 Administrative Services was extrapolated for 5 years. Projected administrative budget includes resources for administrative services provided by the CIFAU, Trustee and MDBs.

j/ Losses on outgoing CTF Financial Products will be shared by all contributors on a prorata basis and covered to the extent available from the Net income (net investment income, interest and guarantee fees received in excess of 0.75%).



CTF TRUST FUND - CUMULATIVE OTHER FUNDING ACTIVITY

Inception through September 30, 2019 (USDeq. millions)

As of September 30, 2019

Cumulative Debt Service Payments to Loan Contributors

Principal Repayments

Interest Payments

67.05

Total Cumulative Debt Service Payments to Loan Contributors

67.05

Reflows

198.15

1. Pledges and Contributions -Summary

In USD millions

CLEAN TECHNOLOGY FUND
Table 1: Pledges and Contributions Summary
as of September 30, 2019
(in millions)

Contributor	Contribution Type	Currency	in Contribution Currency				in USD eq. a/			
			Contribution Receivable	PNs Outstanding	Cash		Contribution Receivable	PNs Outstanding	Cash	
					Receipts f/	Total Contributions			Receipts f/	Total Contributions
Australia	Grant	AUD	-	-	100	100	-	-	86	86
Canada	Loan	CAD	-	-	200	200	-	-	199	199
France	b/ Loan	EUR	-	-	203	203	-	-	222	222
Germany	c/ Loan	USD	-	-	615	615	-	-	615	615
Japan	d/ Grant	USD	-	-	1,056	1,056	-	-	1,056	1,056
Spain	Capital	EUR	-	-	80	80	-	-	106	106
Sweden	Grant	SEK	-	-	600	600	-	-	80	80
United Kingdom	Capital	GBP	-	-	1,130	1,130	-	-	1,548	1,548
United States	e/ Grant	USD	-	-	1,492	1,492	-	-	1,492	1,492
									5,404	5,404

a/ Represents realized amounts plus unrealized amounts valued on the basis of exchange rates as of September 30, 2019

b/ France pledged USD 500 million, including: 1) a concessional loan to the CTF Trust Fund of USD 300 million (equivalent to EUR 203 million) and 2) USD 200 million in co-financing from Agence Francaise de Developpement (ADF) separate from the CTF and not subject to reporting by the trustee. The concessional loan is valued on the basis of exchange rates as of September 30, 2019

c/ The EUR 500 million pledge was committed in USDeq. 615 million. The total loan contribution received is USD 615 million.

d/ The USD 1 billion pledge was committed in JPY in the amount of JPY 93 billion. The total amount received is USDeq. 1.056 billion

e/ The total pledge made by the United States to the CTF and SCF is USD 2 billion.

f/ Includes cash receipts and encashed promissory notes.

Note: Totals may not add up due to rounding

- The above table shows the summary of pledges/promissory notes outstanding, contributions finalized, Cash and Promissory Note receipts and promissory notes outstanding. Pledges represent a Contributor's expression of intent to make a contribution and form the basis for the endorsement of CTF Investment Plans by the CTF Trust Fund Committee.

As of September 30, 2019, total pledges and contributions amounted to USDeq. 5.40 billion based on Contribution/Loan Agreements/Arrangements entered by the Trustee with nine contributors and the total amount is received in cash and Promissory Notes as of September 30, 2019.

During the period from March 31, 2019 to September 30, 2019, the United Kingdom encashed all outstanding promissory notes in the amount of GBP 344.71 million.



2. Asset Mix and Investment Income

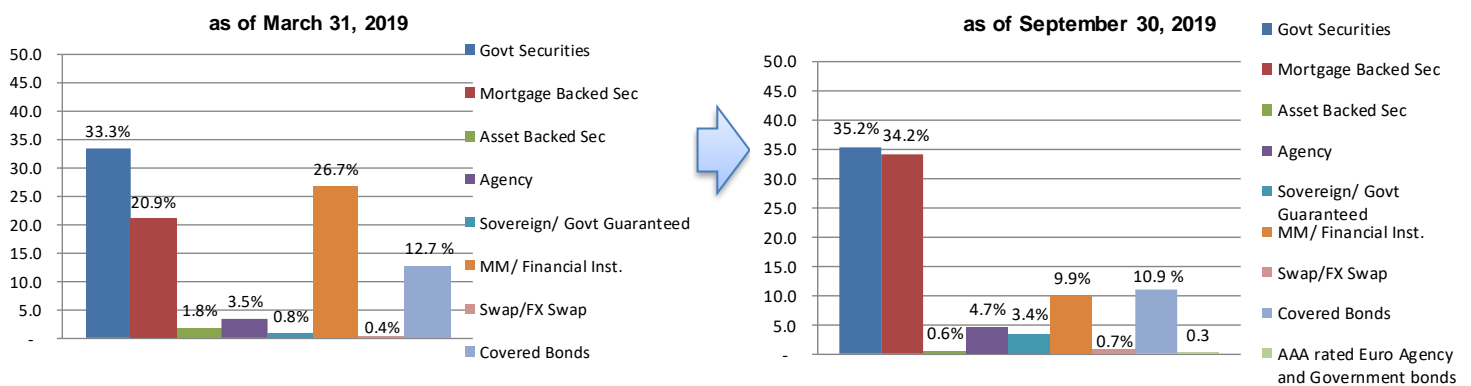
The undisbursed cash balance of the CTF Trust Fund is maintained in a commingled investment portfolio (“Pool”) for all trust funds managed by IBRD. The Pool is managed actively and conservatively with capital preservation as the over-arching objective.

ASSET MIX

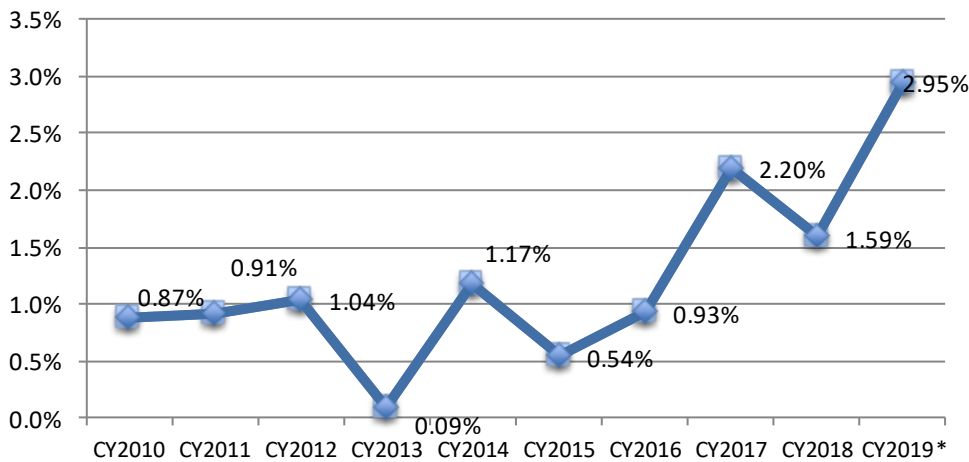
CTF Trust Fund assets are invested across three of the World Bank Trust Fund’s investment model portfolios, (“Tranche 0” for short term working capital needs, “Tranche 1” with an investment horizon of one year, and “Tranche 2” with an investment horizon of three years). The latter two tranches aim to optimize investment returns subject to capital preservation with a high degree of confidence (based on statistical models) over the respective investment horizon. Although actual future returns will depend on market conditions, the Trust Fund Investment Pool portfolio is actively monitored and adjusted to preserve development partner funds over the investment horizons. Over shorter periods however, market volatility may result in negative actual or ‘mark-to-market’³ returns.

On July 1, 2015, the World Bank formally adopted the Conditional Value-at-Risk (CVaR) measure as the risk constraint in the management of trust funds which is defined as limiting the estimated average loss to the portfolio in the worst 1% of loss events. The World Bank Model Portfolios have their overall market risk constrained by a CVaR measure as follows:

The risk constraint of Model Portfolio 1 is expressed as the 1-year 99% Conditional VaR being no worse than -25bps. The risk constraint of Model Portfolio 2 is expressed as the 3-year 99% Conditional VaR being no worse than -100bps. The portfolio allocation by asset class has the largest allocations to government securities, money market instruments, mortgage backed securities (MBS), agency and covered bonds.



³ Mark-to-market gains or losses represent unrealized gains or losses resulting from changes in the value of securities in the portfolio which have not yet been sold.



*YTD non-Annualized

INVESTMENT RETURNS

The CTF Trust Fund investment return for calendar year-to-date 2019 is estimated at 2.95%. Returns during the quarter were buoyed by the decrease in yields and relatively high Libor rates.

ADJUSTMENTS FOR CHANGES IN MARKET CONDITIONS

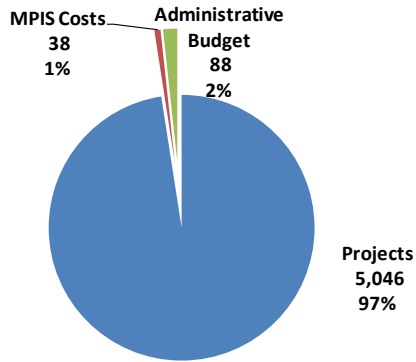
The outlook for fixed-income investments continues to be for low returns. Any sudden increases in market interest rates could result in unrealized (i.e., mark-to-market) losses for fixed income returns in general. Given the challenging environment for fixed income investments, the Trustee has taken steps to reduce the interest rate sensitivity (known as “duration”) of the Trust Fund Investment Pool portfolio to limit the impact of potential future interest rate increases. The short maturity/duration nature of the portfolio gives space and flexibility to tactically move into higher yields going forward. Additionally, efforts are underway by the Trustee to enable investments in a broader universe of assets to achieve greater diversification of portfolio risks and increase returns. Diversification opportunities include emerging market sovereign bonds, covered bonds and new money market instruments.



3. Cumulative Net Commitments

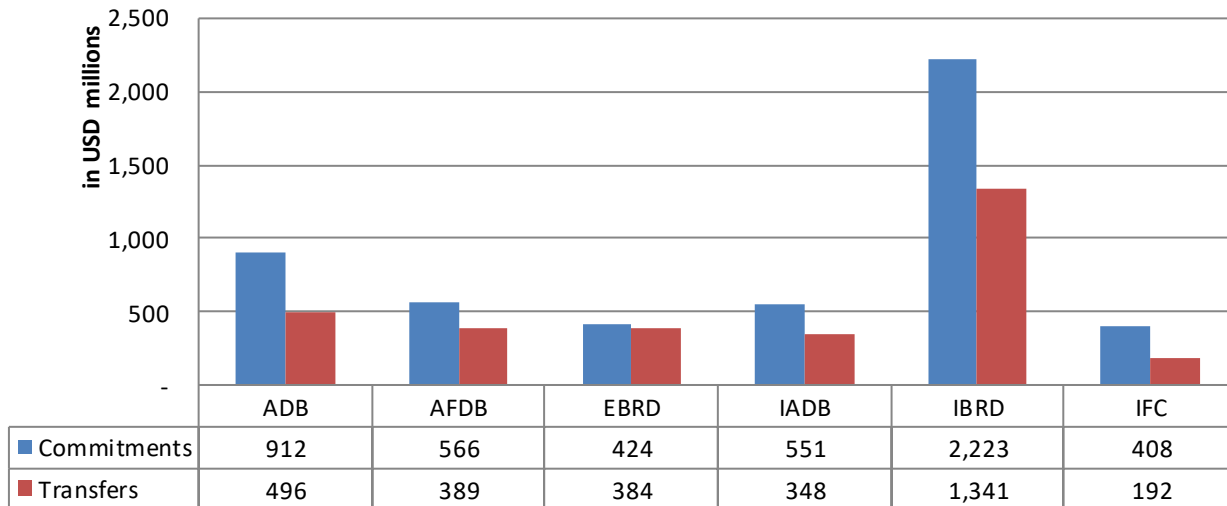
In USD millions

Total Net Commitments by the Trustee by Activity



Since inception to September 30, 2019, the net commitments made by the Trustee based on the funding approvals of CTF Trust Fund Committee totaled USD eq. 5.17 billion. Projects, including project preparation grants represent about 97%, MPIS costs 1%, administrative budgets for the CIF Administrative Unit, and the Trustee and the MDBs 2%.

Net Project and Program Commitments by MDB



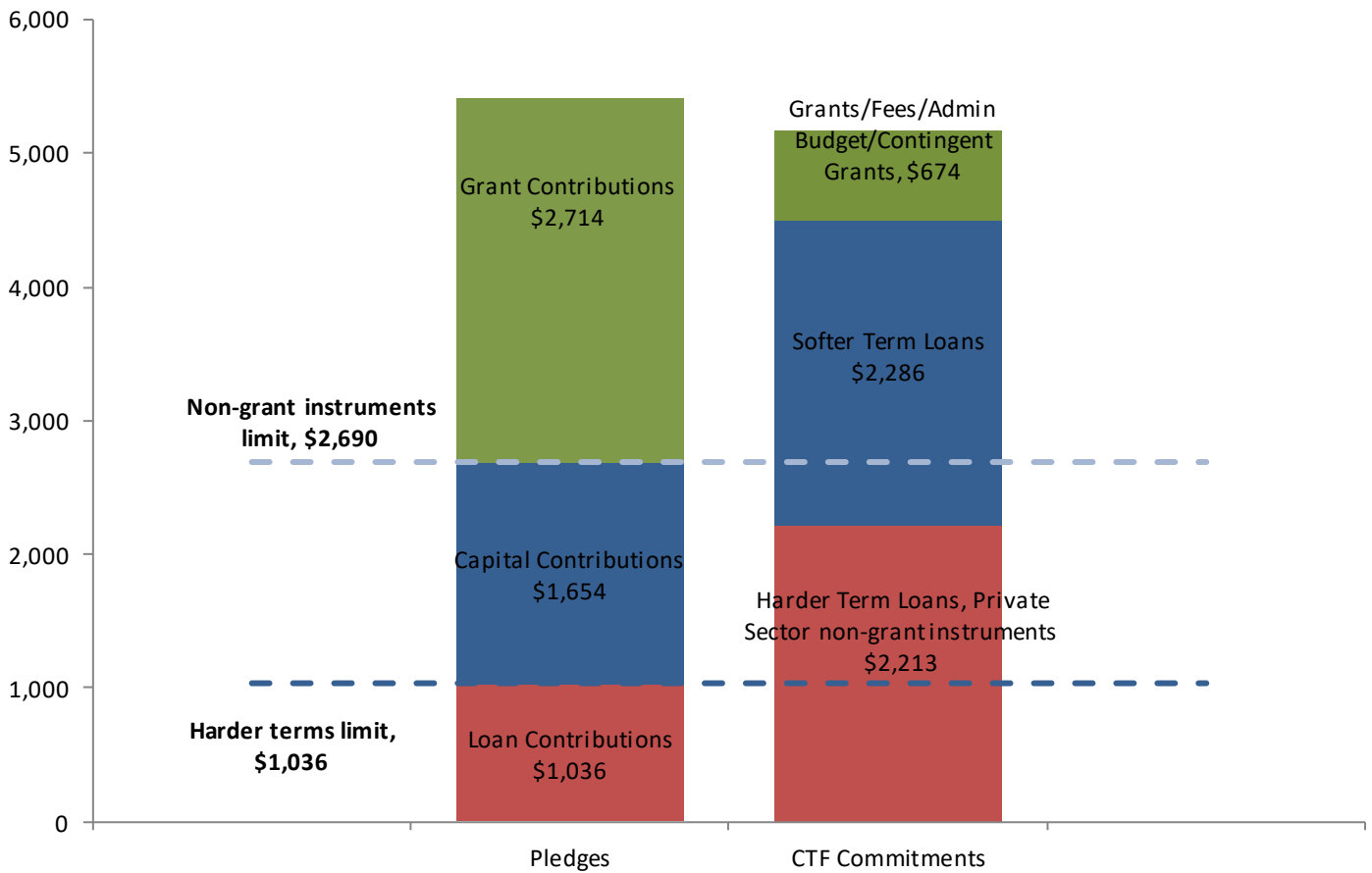


CTF FUNDING LIMITS

In accordance with the Principles regarding Contributions to the CTF, outgoing financing cannot be more concessional than contributed funds, i.e.:

- (a) Grant Contributions may be used to finance grants, concessional loans and other financial products, such as guarantees.
- (b) Capital Contributions may be used to finance concessional loans and other financial products, such as guarantees;
- (c) Loan Contributions may be used to finance loans and other financial products, such as guarantees, on terms no more concessional than the terms of the contributions.

This chart shows pledges by contribution type and CTF funding (excluding projects in the pipeline) by financing product. As shown in the chart, funding decisions made to date adhere to the funding limits set by the incoming funding types from the Contributors.



4. Funds Held in Trust with No Restrictions and Commitments Pending Cash Transfer

In US\$eq. millions

CLEAN TECHNOLOGY FUND				
Table 5: Schedule of Receipts and Cash Transfers				
Updated as of September 30, 2019				
	<u>As of September 30, 2019</u>		<u>As of March 31, 2019</u>	<u>Change</u>
	(a)		(b)	(c) = (a) - (b)
1. Cumulative Receipts	5,696		5,688	7
a. Cash receipts and encashed promissory notes	5,404		4,989	415
b. Unencashed promissory notes	-		451	(451)
c. Investment income earned on undisbursed balance	291		249	43
2. Cumulative Cash Transfers	3,234		3,195	40
a. Projects	3,115		3,087	28
b. MPIS Costs	34		34	0
c. Administrative Budget	86		75	11
3. Funds held in Trust (3 = 1 - 2)	2,461		2,493	(32)
a. Cash and Investments	2,461		2,043	
b. Unencashed promissory notes	-		451	
4. Restricted Funds	-		68	(68)
5. Funds held in Trust with no restrictions (5 = 3 - 4)	2,461		2,426	35
6. Trustee Commitments pending cash transfer	1,943		2,001	(58)
a. Projects and MPIS Costs	1,935		1,996	(61)
b. Administrative Budget	3		2	1
c. Country Engagement Budget reserve FY20-23	2		2	-
d. Learning and Knowledge Exchange & Special Initiative Budget (Multi-Year)	3		1	2
7. Funds available to support Trustee Commitments	518		425	93
8. Net Balance Available for Payments to the loan contributors from Reflows received from MDBs b/	131		106	25
of which the funds restricted for payments to loan contributors in next 12 months	37		8	29
a/ Valued on the basis of exchange rates as of September 30, 2019				
b/ The net balance of Reflows received from the MDBs and the payments made to the loan contributors. The breakdown of amounts by reflows and payments to loan contributors is shown in the table below				
<i>Note: Totals may not add up due to rounding</i>				

	<u>As of September 30, 2019</u>		<u>As of March 31, 2019</u>	<u>Change</u>
	(a)		(a)	(a)- (b)
1. Reflows and payments to loan contributors				
a. Reflows - Interest and Principal reflows received from MDBs	198		170	29
b. Debt service payments to Loan Contributors	67		63	4
Net Balance of reflows and payments to loan contributors	131		106	25



Highlights for the period April 1, 2019 through September 30, 2019:

- **Funds Held in Trust** represent cumulative receipts less cumulative cash transfers, and amount to USDeq. 2.46 billion as of September 30, 2019. Funds Held in Trust decreased by USDeq. 32 million since April 1, 2019 primarily due to:
 - cash transfers to MDBs/secretariat for USDeq. 40 million during the period for projects and administrative expenses offset by
 - increase in cash receipts and promissory notes value by USDeq. 7.3 million, due to: i) investment income receipts of USDeq. 42.6 million, and ii) offset by additional exchange losses of USD. 29.2 million related to encashment of GBP promissory notes and by USDeq. 6.1 million in unrealized exchange losses due to the EUR loan contributions held unconverted.
- **Trustee Commitments Pending Cash Transfer** amount to USDeq. 1.9 billion, decreased by USDeq. 58 million since April 1, 2019.
- **Funds available to support Trustee commitments** amount to USDeq. 518 million, representing an increase of USDeq. 93 million since April 1, 2019, primarily attributable to release of restricted funds for USDeq. 68 million (after encashment of all promissory notes) and increase in investment income.
- **Funds available to support payments to loan contributors** amount to USDeq. 131 million, of which the amount restricted to cover the payments in the next 12 months is USDeq. 37 million.

5. Overall realized and unrealized gains or losses for the Promissory Notes held in Non-USD currencies.

In millions

Amount in Currency					Amount in USD eq.			Currency Exchange rate changes in USD eq.		
Donor/Program	Currency	Promissory Note (PN) received	PN Encashment	PN Unencashed	Promissory Note (PN) @Receipt date	PN Encashment (FXR)	PN Unencashed as of March 31, 2019	Realized - PN Encashments	Unrealized- PN Unencashed	Promissory Note vs (Encashments+unencashed)
Japan		92,655	92,655	0	1,129	1,056	0	-73	0	-73
CTF	JPY	92,655	92,655	0	1,129	1,056	0	-73	0	-73
United Kingdom		1,130	1,130	1,130	1,740	900	0	-192	0	-192
CTF	GBP	1,130	1,130	1,130	1,740	1,548	0	-192	0	-192
Grand Total					2,869	1,957	0	-264	0	-264