

61st GEF Council Meeting  
December 6-10, 2021  
Virtual Meeting

## **GEF TRUST FUND FINANCIAL REPORT**

*Summary of Financial Information  
As of September 30, 2021*

(Prepared by the Trustee)



# Global Environment Facility Trust Fund

## Financial Report

Prepared by the Trustee

*Summary of Financial Information*

*As of September 30, 2021*



## Table of Contents

Introduction .....	1
GEF Trust Fund Financial Summary as of September 30, 2021 .....	2
1. GEF Trust Fund Summary – Inception through September 30, 2021.....	3
2. Cumulative Resources and Funding Decisions .....	4
2a. Cumulative Resources.....	5
2b. Investment Management - Asset Mix, Investment Income and ESG rating.....	7
2c. Funding Decisions, Trustee Commitments and Cash Transfers to Agencies .....	12
2d. Report on Financially Closed Projects during GEF-7 Period.....	15
3. Funding Availability .....	16
4. GEF-7 Specific Funding Decisions as of September 30, 2021.....	17



## Introduction

The information contained in this report is prepared based on financial information as of September 30, 2021, except where indicated otherwise.

The Global Environment Facility (GEF) was established in 1994 as an independent financial mechanism for providing grants and concessional funding to cover the incremental or additional costs of measures to assist in the protection of the global environment and to promote environmentally sustainable development. Today, the GEF is the largest funder of projects focused on global environmental challenges and a global partnership among 183 countries, international institutions, non-governmental organizations, and the private sector. It provides grants for projects related to the following main areas: (i) biodiversity, (ii) climate change (mitigation and adaptation), (iii) international waters, (iv) land degradation, (v) ozone layer depletion, (vi) chemicals and waste, and (vii) persistent organic pollutants.

The report is produced by the Trustee in accordance with the Trustee's role in the GEF Trust Fund as set forth in Annex B of the GEF Instrument paragraph 4 (b) which states:

*“The responsibilities of the Trustee shall include in particular [...] the financial management of the Fund, including investment of its liquid assets, the disbursement of funds to the implementing and other executing agencies as well as the preparation of the financial report regarding the investment and use of the Fund's resources [...]”*

This report provides (i) a snapshot of the financial situation of the GEF Trust Fund since its inception to September 30, 2021 and recent developments since April 1, 2021; (ii) the details of financial activities of the GEF Trust Fund; and (iii) an update on the Investment Strategy Options for the GEF.



## GEF Trust Fund Financial Summary as of September 30, 2021

### *Pledges and Contributions*

GEF Contributing Participants have pledged SDR 14,027 million (USDeq. 20,095 million) <sup>1</sup> to date, of which SDR 13,977 million (USDeq. 20,015 million) has been confirmed by Donors depositing Instruments of Commitments (IoCs) or Qualified Instruments of Commitment (QIoCs) with the Trustee.

GEF-7 pledges totaled SDR 2,446 million (USDeq. 3,482 million), of which Contributing Partners have deposited 99% of the amount with the Trustee as IoCs or QIoCs. The GEF-7 pledges increased by SDR 96 million (USDeq. 136.56 million) due to the additional contribution received from the United States in March 2021.

### *Investment Income*

As of September 30, 2021, cumulative investment income earned on the GEF Trust Fund balances amounted to USD 1,628 million.

The investment income earned in GEF-7 period until September 30, 2021 amounted to USD 273 million.

### *Funding Approvals and Commitments*

As of September 30, 2021, cumulative funding decisions (approvals by the GEF Council/CEO) amount to USD 20,197 million net of USD 1,669 million in cancellations and reductions at endorsement, and inclusive of USD 12 million pending decisions of intersessional and Council meetings.

Of the total funding decision amount of USD 20,197 million, cumulative commitments amount to USD 17,806 million.

### *Cash Transfers*

Cash transfers were made to GEF Agencies on an as-needed basis to meet their projected disbursement requirements. Out of the cumulative commitment of USD 17,806 million (including administrative expenses and funding allocations to the GEF Secretariat), the Trustee has transferred USD 15,129 million with a balance of USD 2,677 million remaining payable as of September 30, 2021.

### *Funds Held in Trust and Funds Available for Council and CEO Funding Decisions*

**Funds Held in Trust** reflect financial activities related to new contribution payments (cash and promissory notes), encashment of promissory notes, investment income, cash transfers, and the revalued balance of promissory notes at month-end. Funds Held in Trust total USD 5,483 million as of September 30, 2021, USD 1,512 million or 27.6% of which represents unencashed promissory notes.

**Funds available to support Council or CEO decision amounted to USD 261 million as of September 30, 2021.** This represents a decrease of USD 126 million compared to March 31, 2021.

**Updates for the period October 1 to November 16, 2021.** Belgium, Ireland, and China paid EUR 15 million, EUR 1.43 million, and USD 5.5 million, respectively, representing full payment of their GEF-7 contribution.

<sup>1</sup> Does not include co-financing under the GEF Pilot Program.



## 1. GEF Trust Fund Summary – Inception through September 30, 2021

	Total (in SDR millions)
<b><u>Donor Pledges and Contributions (in SDR millions)</u></b>	
Received IoCs	13,977.19
GEF-4 IoCs not yet deposited	4.00
GEF-5 IoCs not yet deposited	12.35
GEF-6 IoCs not yet deposited	20.45
GEF-7 IoCs not yet deposited	13.49
<b>Total Donor Pledges and Contributions (in SDR millions)</b>	<b><u>14,027.48</u></b>

	Total (in USD millions)
<b><u>Cumulative Resources (in USD millions)</u></b>	
<u>Resources received</u>	
Cash Receipts	17,416.22
Unencashed promissory notes	1,511.69
Investment Income earned	1,627.75
<b>Total Resources Received</b>	<b><u>20,555.66</u></b>
<u>Resources not yet received</u>	
GEF-7 IoCs not yet deposited	19.01
GEF-6 IoCs not yet deposited	30.89
GEF-5 IoCs not yet deposited	12.52
GEF-4 IoCs not yet deposited	5.64
Installments Receivable from GEF-7	653.50
Installment Receivables from previous replenishments	104.08
<b>Total resources not yet received</b>	<b><u>825.63</u></b>
<b>Total Cumulative Resources (A) (in USD millions)</b>	<b><u>21,381.29</u></b>

<b><u>Cumulative Funding Decisions (in USD millions)</u></b>	
Approvals by Council and CEO	21,853.94
Cancellations and reductions at endorsement	(1,669.36)
Pending Decisions of Intersessional and Council Meetings	12.19
<b>Total Funding Decisions Net of Cancellations (B) (in USD millions)</b>	<b><u>20,196.76</u></b>
<b>Cumulative Resources Net of Funding Decisions (A) - (B) (in USD millions)</b>	<b><u>1,184.53</u></b>

<b><u>Funds Available (in USD millions)</u></b>	
Funds Held in Trust with no restrictions	5,243.00
Approved Amounts Pending Cash Transfers to Agencies	4,981.88
<b>Total Funds Available to Support Council or CEO Decisions (in USD millions)</b>	<b><u>261.12</u></b> <sup>a/</sup>

a/ Excludes the FX reserve amount of USD 240 million.

Note: Totals may not add up accurately due to rounding



## 2. Cumulative Resources and Funding Decisions

In USD millions

	<u>September 30, 2021</u>	<u>March 31, 2021</u>
<b>1. Cumulative Resources</b>	<b>21,381</b>	<b>21,398</b>
<u>Resources not yet received</u>	<u>826</u>	<u>1,070</u>
GEF-7 IoCs not yet deposited with the Trustee	19	19
GEF-6 IoCs not yet deposited with the Trustee	31	31
GEF-5 IoCs not yet deposited with the Trustee	13	13
GEF-4 IoCs not yet deposited with the Trustee	6	6
Installment Receivables from GEF-7	654	897
Installment Receivables from previous replenishments	104	104
<u>Resources received</u>	<u>20,556</u>	<u>20,329</u>
Cash receipts from installments and encashments	17,416	17,009
Unencashed promissory notes	1,512	1,703
Investment Income earned on undisbursed balances of GEF Trust Fund	1,628	1,617
<b>2. Cumulative Funding Decisions</b>	<b>20,197</b>	<b>19,792</b>
Approvals by Council and CEO	21,854	21,654
Cancellations	(1,669)	(1,874)
Pending decisions of Intersessional and Council Meetings	12	12
<b>3. Cumulative Resources Net of Funding Decisions (3 = 1 - 2)</b>	<b><u>1,185</u></b>	<b><u>1,606</u></b>

*Note: Totals may not add up accurately due to rounding.*

### Snapshot of cumulative resources and funding decisions:

- The table above shows cumulative resources and cumulative funding decisions of the GEF Trust Fund since inception.
- Of the cumulative resources of USDeq. 21,381 million, USDeq. 826 million (4%) represents resources not yet received. Of these, IoCs not yet deposited with the Trustee total USDeq. 68 million, GEF-7 installments receivables amount to USDeq. 654 million, and installment receivables from previous replenishments amount to USDeq. 104 million.
- Cumulative net funding decisions amounting to USDeq. 20,556 million representing about 94% of the total cumulative GEF resources.
- As of September 30, 2021, cumulative resources net of funding decisions amount to USDeq. 1,185 million.



## 2a. Cumulative Resources

In USD millions

Instruments of Commitment to be Deposited				
Status as of September 30, 2021				
(Amounts in millions)				
Contributing Participant	Replenishment	Currency of Obligation	Amount in Currency of Obligation	Amount in USDeq. a/
Nigeria	GEF-4	SDR	4.0	5.6
<b>Total GEF-4 IoCs Not Yet Deposited</b>				<b>5.6</b>
Greece	GEF-5	EUR	4.4	5.1
Nigeria	GEF-5	NGN	921.9	2.2
Portugal	GEF-5	EUR	4.4	5.1
<b>Total GEF-5 IoCs Not Yet Deposited</b>				<b>12.5</b>
Brazil b/	GEF-6	USD	15.9	15.9
Russian Federation	GEF-6	USD	15.0	15.0
<b>Total GEF-6 IoCs Not Yet Deposited</b>				<b>30.9</b>
<b>Total GEF-4, GEF-5, and GEF-6 IoCs Not Yet Deposited</b>				<b>49.0</b>

a/ Based on exchange rates as of September 30, 2021.

b/ An amount of USD 9.7 million has been received and payment arrangements are being finalized with Brazil.

c/ Excludes the balance of GEF-7 expected pledge amount of SDR 13.4 million (USDeq. 19.11 million).

Note: Totals may not add up accurately due to rounding.

### STATUS OF QUALIFIED INSTRUMENTS OF COMMITMENT (QIOC)

As of September 30, 2021, Brazil, Canada, and Finland have deposited a QIoC under GEF-7.

Contributing Participant	Replenishment	USD Eq. (millions) a/
Brazil	GEF-7	1.50
Canada	GEF-7	27.33
Finland	GEF-7	10.99
<b>Total</b>		<b>39.82</b>

a/ Based on exchange rates as of September 30, 2021.





## INSTALLMENT ARREARS BY REPLENISHMENT

As of September 30, 2021, cumulative arrears amounted to USDeq. 104.3 million. Of this amount, USDeq. 104.1 million represents arrears under GEF-1, GEF-2 and GEF-3. The GEF-6 arrears amounts to USDeq. 0.2 million.

Contributing Participant	Repl.	Currency	Installment Receivable Amount	USD eq. (millions) a/
Egypt	GEF-1	SDR	0.5	0.7
United States	GEF-2	USD	102.4	102.4
Nigeria	GEF-3	SDR	0.7	0.9
Pakistan b/	GEF-6	USD	0.2	0.2
<b>Total</b>				<b>104.3</b>

a/ Based on exchanges rates as of September 30, 2021.

b/ Installment receivable balance under negotiation.

Note: Totals may not add up accurately due to rounding.

## RESTRICTED RESOURCES AND FOREIGN EXCHANGE RISK

Restricted resources represent funds received from Contributing Participants but not available for funding decisions by the GEF Council and the GEF CEO.

An adverse movement in exchange rates such as strengthening of the US dollar against major contribution currencies could adversely affect the resources available for payments against approved funding decisions. To absorb the negative impact of exchange rate movements, the Trustee maintains a foreign exchange reserve. The appropriate level of reserve is determined by the Trustee for every replenishment and is continuously monitored after taking into account projected contribution payments and estimated disbursements.

As of September 30, 2021, the Trustee has determined the level of reserve as USD 240 million for GEF-7 period. The Trustee will continue to monitor the level of reserve and adjust periodically based on multiple factors including the foreign exchange fluctuations.



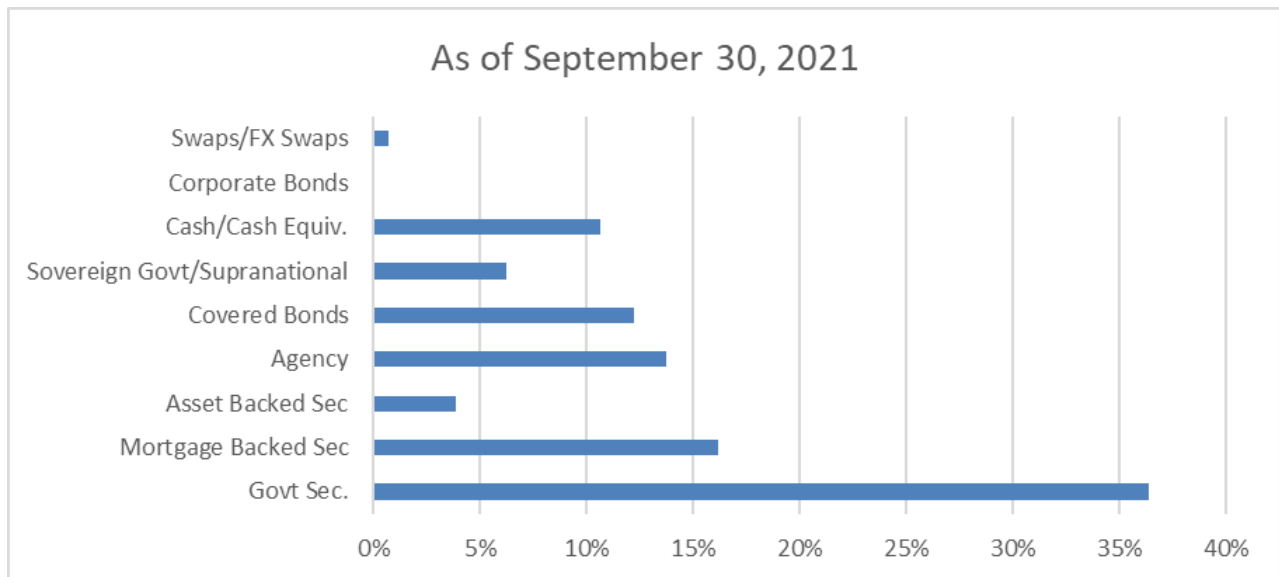
## 2b. Investment Management - Asset Mix, Investment Income and ESG rating

The undisbursed cash balance of the GEF Trust Fund is maintained in a commingled investment portfolio (“Pool”) for all trust funds managed by IBRD. The Pool is managed actively and conservatively with capital preservation as the over-arching objective.

GEF Trust Fund assets are invested across four of the World Bank Trust Fund’s investment model portfolios, (“Model Portfolio 0” for short term working capital needs, “Model Portfolio 1” with an investment horizon of one year, “Model Portfolio 2” with a broader investment universe and an investment horizon of three years, and “Model Portfolio 8” to map the Sustainable Bond strategy). The investment objectives for the GEF Trust Fund are to optimize investment returns subject to preserving capital and maintaining adequate liquidity to meet foreseeable cash flow needs, within a conservative risk management framework<sup>2</sup>. While future returns will depend on market conditions, the Trust Fund Investment Pool is actively monitored and adjusted to preserve donor funds over the investment horizons. Over shorter periods, however, market volatility may result in negative actual or ‘mark-to-market’<sup>3</sup> returns. Overall, the GEF Trust Fund cumulative returns have been driven by its investment in longer-term model portfolios, which may be exposed to higher volatility in returns over shorter periods, but are expected to have higher returns over longer periods.

By asset class, the largest allocations as of September 30, 2021 are to government securities, mortgage backed securities, and agency.

### ASSET MIX



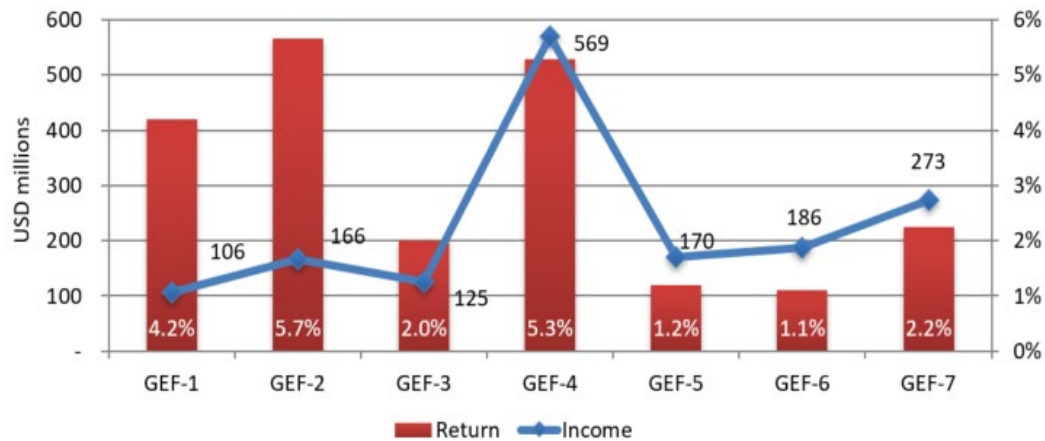
<sup>2</sup> Risk tolerance is defined as the expected maximum loss, as measured by the Conditional Value-at-Risk (CVaR), at the portfolio’s investment horizon, not to exceed 1% at portfolio’s investment horizon, with 99% confidence.

<sup>3</sup> Mark-to-market gains or losses represent unrealized gains or losses resulting from changes in the value of securities in the portfolio which have not yet been sold.



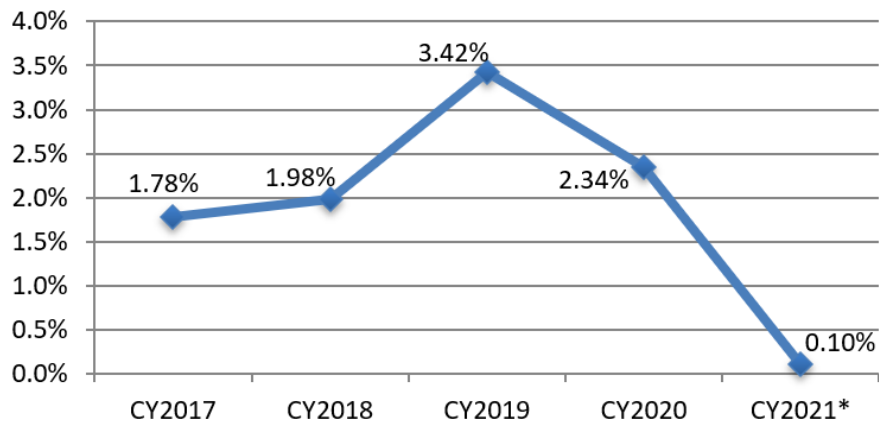
## INVESTMENT INCOME

Cumulative investment income earned since the beginning of GEF Pilot phase through September 30, 2021 is USD 1,628 million. In the GEF-7 period the investment income received is USD 273 million, representing a 2.24% annualized average return.



## INVESTMENT RETURNS

During the six-month period from April 2021 to September 2021, the GEF portfolio generated a return of 0.27% (non-annualized). Meanwhile, returns for the first nine months of CY21 were 0.10%. The portfolio's returns were markedly lower than previous periods due to an environment of rising yields.



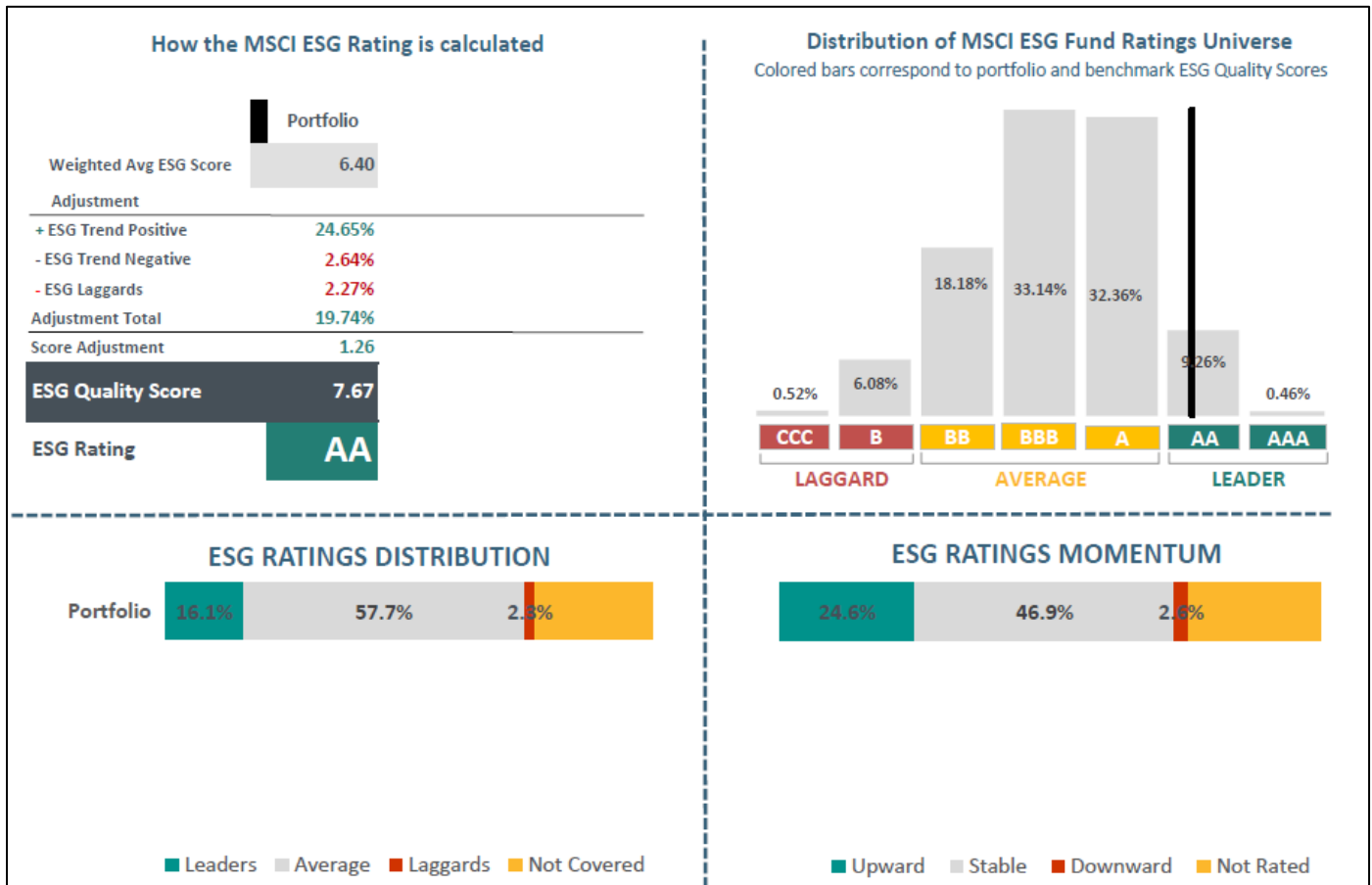
\*non-annualized investment returns as of September 30, 2021

## ESG RATING OF THE GEF TRUST FUND

Starting from July 2019, the Trustee has applied ESG Integration as the default SRI approach for all portfolios managed by the World Bank, including for the GEF Trust Fund assets. The implementation of ESG Integration falls within the purview of existing authorizations by the World Bank Board, and thus would not involve any changes in the current investment objectives or risk limits for the GEF Trust Fund portfolio.



The GEF investment portfolio is primarily comprised of high-grade fixed-income securities (sovereign, supranational and agency securities, and bank deposits) and, as at September 2021, the portfolio has an ESG Quality Score<sup>4</sup> of 7.67 and an ESG Rating<sup>5</sup> of AA. Based on its ESG positioning in the MSCI ESG Fund Ratings Universe (upper right of below chart), which is deemed to be the more consistent reference indicator, GEF’s investment portfolio falls within the top decile of the ratings universe. This reflects high capability of GEF portfolio’s holdings in terms of managing key medium to long term risks and opportunities arising from Environmental, Social and Governance factors.



<sup>4/5</sup> ESG Quality Score is based on MSCI ESG Ratings and measured on a scale of 0 to 10 (worst to best) following a rule-based methodology. ESG Ratings Momentum represents the percentage of a portfolio’s market value coming from holdings that have had an ESG Ratings upgrade, and those with a downgrade, since their previous ESG Rating assessment. The ESG Quality Score is calculated as a weighted average of ESG scores of individual holdings adjusted by ESG Ratings Momentum and ESG laggards (if any). The weight applied to the individual ESG scores is determined by the portfolio weight of individual holdings as of the reporting date. Based on the above, the ESG Quality Score, which is subject to potential skewing effect from any factor in the calculation, could slightly vary between different reporting dates along with changes in individual holdings and their portfolio weights as well as changes in ESG Ratings Momentum. Please see details on MSCI ESG Ratings Methodology from: <https://www.msci.com/documents/1296102/4769829/MSCI+ESG+Ratings+Methodology+-+Exec+Summary+Dec+2020.pdf/15e36bed-bba2-1038-6fa0-2cf52a0c04d6?t=1608110671584>.

## UPDATE ON SUSTAINABLE BOND STRATEGY

### I. Roadmap for implementing the Strategy:

In December 2020, the GEF Council approved the Sustainable Bond Strategy (“the Strategy”) and noted that this Strategy along with the default ESG Integration approach, already in implementation since July 2019, collectively address the GEF-7 policy recommendation for the Trustee to develop options for a responsible investment strategy for the financial management of the GEF funds held in trust.

Upon receiving the Council approval, the Trustee has formally started the preparation for implementing the Strategy, including engaging with issuers and service providers, establishing a Sustainability Framework to provide strategic and operational guidance, as well as pre-implementation infrastructure setup. Since June 2021, the Strategy has been in implementation following a gradual approach.

### II. Implementation progress:

The Strategy began with an initial allocation of US\$100 million from June 2021, and has grown to US\$350 million as supplies of eligible securities ramped up gradually. 21 bonds have been purchased as of November 1, 2021, prioritizing labeled sustainable bonds in this initial period and spanning green, social and sustainability categories. Per the issuer documentation, these bonds aim to address many of the Sustainable Development Goals, such as SDG-3, SDG-5, SDG-7 and SDG-13<sup>6</sup>.

Bond Type	Issuer	Coupon	Maturity	Currency	Position (CURR)	Mkt Value (USD)
Green	Landwirtschaftliche Rentenbank	1%	21-Oct-24	CAD	25,000,000	\$19,965,256
Green	Kommunalbanken AS	1%	18-Oct-24	CAD	25,000,000	\$19,974,287
Green	Export-Import Bank of Korea	0%	19-Oct-24	EUR	12,500,000	\$14,510,845
Social	Caisse des Dépôts et Consignations	0.2%	1-Mar-22	EUR	2,500,000	\$2,904,808
Green	Nederlandse Waterschapsbank	0.7%	25-Jan-23	SEK	2,600,000	\$307,964
Green	Kommunalbanken AS	0.125%	28-Aug-26	SEK	26,000,000	\$2,943,912
Pandemic	Agence Francaise de Developpement	0.75%	28-Apr-23	USD	10,000,000	\$10,079,569
Social	Asian Development Bank	0.625%	29-Apr-25	USD	10,000,000	\$9,896,270
Green	Asian Development Bank	1.875%	10-Aug-22	USD	3,328,000	\$3,385,598
Green	Bank Nederlandse Gemeenteen	1.5%	16-Oct-24	USD	10,000,000	\$10,202,379
Green	Caisse de Depot et Placement du Quebec	1%	26-May-26	USD	13,000,000	\$12,919,646
Green	Caisse de Depot et Placement du Quebec	1%	26-May-26	USD	10,000,000	\$9,927,218
Social	Caisse d'Amortissement de la Dette Sociale	0.375%	23-Sep-25	USD	10,000,000	\$9,737,789
Social	Caisse d'Amortissement de la Dette Sociale	1.25%	28-Oct-26	USD	25,000,000	\$24,957,140
Green	European Bank for Reconstruction and Development	1.50%	13-Feb-25	USD	10,000,000	\$10,233,081
Green	European Investment Bank	2.875%	13-Jun-25	USD	10,000,000	\$10,795,116
Refinance	Inter-American Development Bank	1.125%	20-Jul-28	USD	5,000,000	\$4,896,901
Green	Korea Development Bank	0.75%	25-Jan-25	USD	25,000,000	\$24,741,771
Green	KfW	1%	1-Oct-26	USD	24,000,000	\$23,758,180
Green	Nederlandse Financierings	2.75%	20-Feb-24	USD	5,000,000	\$5,326,722
Sustainability	Nederlandse Waterschapsbank	0.5%	2-Dec-25	USD	12,000,000	\$11,739,268
					275,928,000	\$243,203,720

These portfolio build-up continues at a steady pace albeit with the backdrop of a limited supply of eligible securities (relative to the wider fixed income universe) and growing investor demand for those securities that are desirable holdings for the strategy. The situation requires investors to be selective about adding bonds to their portfolios to maintain the focus on robust risk-adjusted returns. Since the start of September, new issuance picked up markedly and the Trustee was able to add to the portfolio meaningfully. The preparatory engagement work that had been done with issuers served the strategy well as the Trustee got almost 100% allocation of the requested new issue purchases, in an environment where

<sup>6</sup> Among the 17 Sustainable Development Goals established by the United Nations, SDG-3: Good health and well-being; SDG-5: Achieve gender equality and empower all women and girls; SDG-7: Ensure access to affordable, reliable, sustainable and modern energy; SDG-13: Take urgent action to combat climate change and its impacts.



all new sustainable bond issuance is vastly oversubscribed, meaning many investors get only a fraction of the allocation they seek. With engagement being a key pillar of this strategy, the Trustee will be a growing and meaningful presence in the sustainable fixed income market both from a financial standpoint, for portfolio-building purposes, but also to ensure accountability by issuers for the projects and project types underlying the bonds in the portfolio but from a wider sustainable development perspective.

As discussed in prior updates, the Trustee has also begun the preparatory work for expansion of the investable universe beyond Sovereign, Supranational and Agency (SSA) into other sub-asset classes, such as corporate bonds and municipals, subject to internal World Bank governance approvals. Expansion of the universe would facilitate portfolio-building, portfolio-diversification and the ability to extend the portfolio's reach into more areas of sustainable development given the wider coverage afforded by increased issuers.

### III. Risk Profile and Reporting

#### i. Risk & return implications of these investments to the GEF investment portfolio

As mentioned in the Council document<sup>7</sup> in December 2020, the Strategy is implemented starting with bonds that fall within the World Bank's existing investment authorizations and guidelines, thus preserving the risk/return profile of the GEF Trust Fund assets.

Since its implementation in June 2021, the Strategy has contributed positively to the total return of the GEF portfolio during the first month of implementation, and risk posture for the Strategy remained within the risk tolerances for Trust fund model portfolios. The interest rate risk sensitivity is maintained at levels close to the risk of Model Portfolio 2, and the credit risk is managed within a comprehensive risk management framework applicable across all portfolios.

#### ii. Current reporting on ESG Integration through periodic Trustee reports

At present, ESG reporting for the GEF Trust Fund has been in the form of MSCI ESG Portfolio Summary reports that are produced semi-annually. These reports sufficiently outline the portfolio's ESG profile, as it focuses on the ESG risks and opportunities inherent in the portfolio as a result of the issuers' activities and track records in managing the most significant ESG risks and opportunities.

#### iii. Expected impact reporting on the Strategy and timeline

Impact reporting is a significant undertaking that requires effort and expertise in selecting, interpreting and distilling the relevant data. Given the vastly unstandardized reporting templates published by issuers from various jurisdictions, WB is aiming for annual impact report. WB has continued to work with internal and external partners on creating a template that is informative, yet clear and concise, and that relies on meaningful KPIs that are verifiable to the extent possible as well as real-life case studies and projects related to the bonds in the portfolio.

### IV. Next steps and timelines

Addition allocations under this Strategy will increase as supply increases within the currently authorizations. Continued investments within these authorizations, encompassing investments in non-USD securities that will be hedged back into USD, is expected to continue through the remainder of FY22.

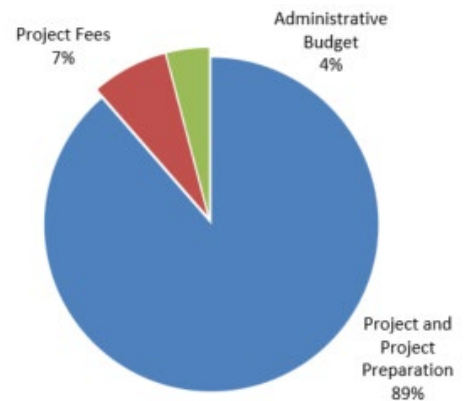
<sup>7</sup> "Proposal of Responsible Investment Options for the GEF Trust Fund", GEF/C.59/12, available at: [https://www.thegef.org/sites/default/files/council-meeting-documents/EN\\_GEF.C.59.12\\_Proposal%20of%20Responsible%20Investment%20Options%20for%20the%20GEF%20Trust%20Fund\\_1\\_0.pdf](https://www.thegef.org/sites/default/files/council-meeting-documents/EN_GEF.C.59.12_Proposal%20of%20Responsible%20Investment%20Options%20for%20the%20GEF%20Trust%20Fund_1_0.pdf)



## 2c. Funding Decisions, Trustee Commitments and Cash Transfers to Agencies

### CUMULATIVE FUNDING DECISIONS

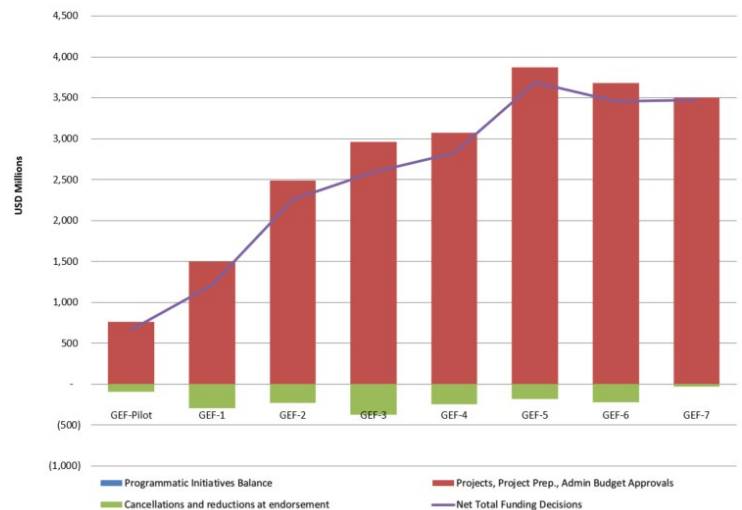
Since inception to September 30, 2021 funding approvals made by the Council and CEO total USD 21,854 million, of which 89% was approved for Projects and Project Preparation activities, 7% for Agency Fees and 4% for Administrative budgets.



### FUNDING DECISIONS BY REPLENISHMENT

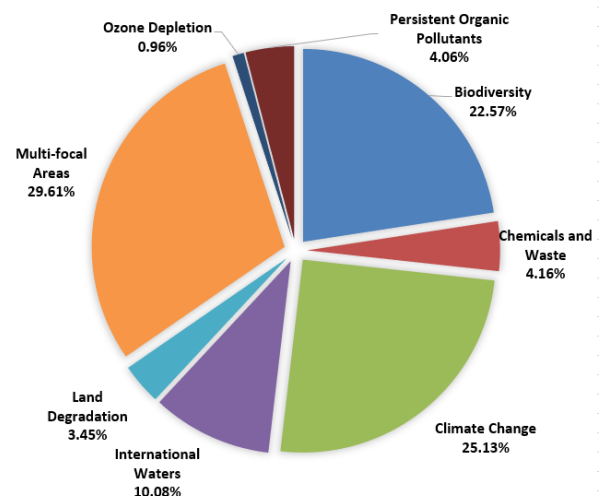
Funding decisions by replenishment show the cumulative Project/Program funding decisions of USD 20,197 million net of cancellations and reductions at endorsement of USD 1,669 million and including pending decisions on intersessional and Council meetings of USD 12 million.

Net funding decisions include an amount of USD 152 million resulting from claw back of unused balances of 48 programs from previous replenishments which were cancelled during the GEF-7 period until September 30, 2021.



### FUNDING DECISIONS BY FOCAL AREA

Funding Decisions by Focal Area show cumulative funding for projects only and exclude fees. Projects in the areas of climate change, multi-focal areas, and biodiversity represent approximately 77% of the cumulative funding approved to date.

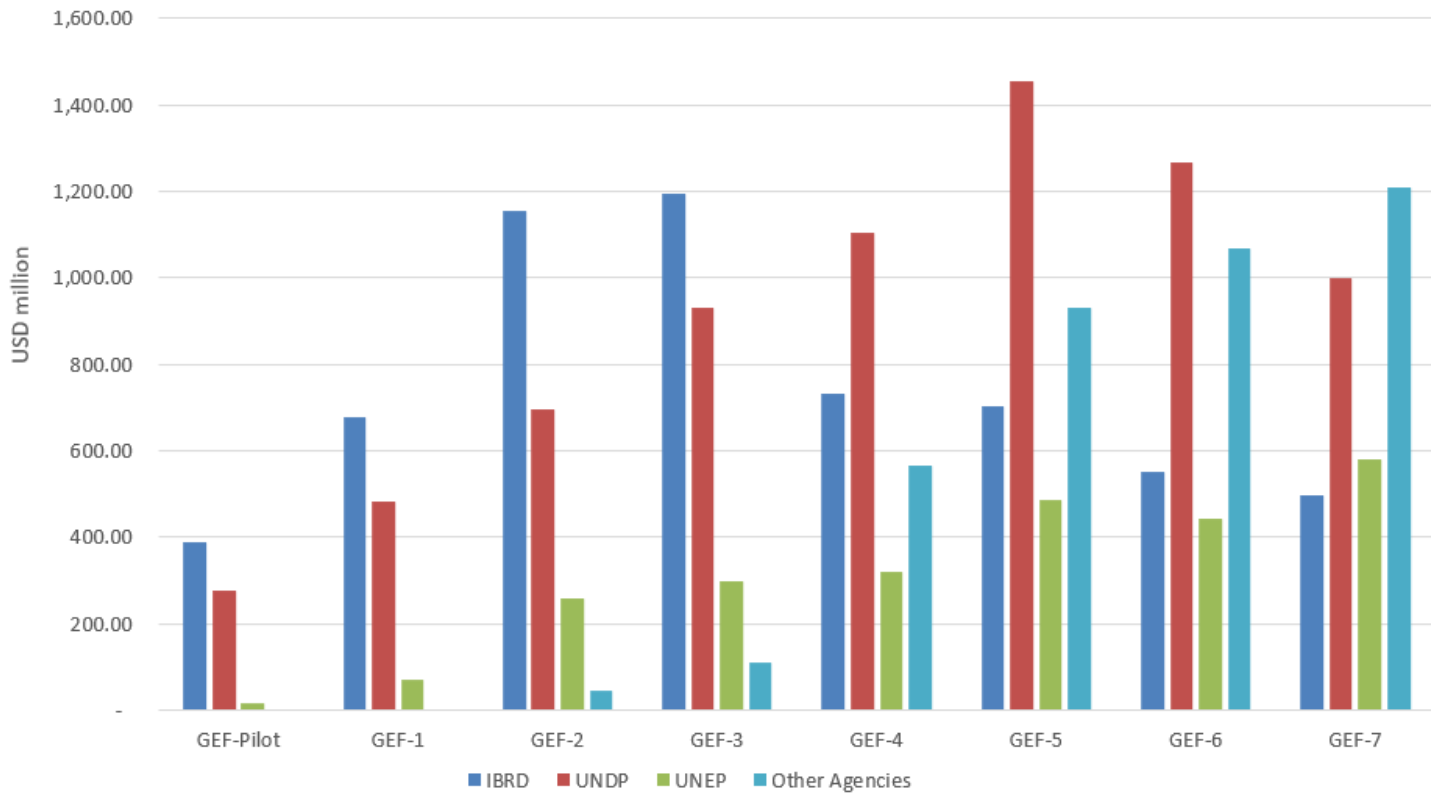
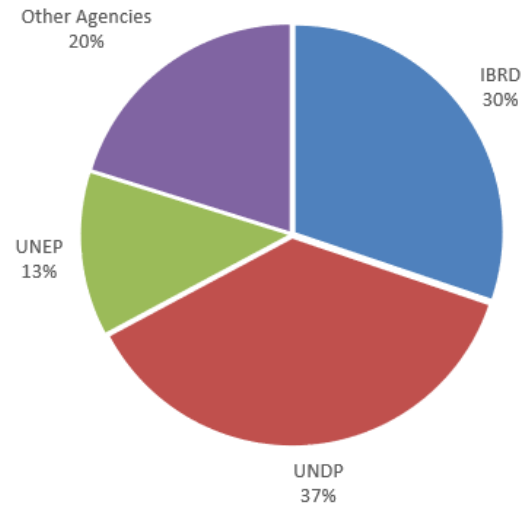




### FUNDING DECISIONS BY AGENCY

Of the cumulative approvals for projects (including related fees), 37% was implemented by UNDP, 30% by IBRD, 13% by UNEP and the remaining Agencies implemented 20% of the funding.

The Agencies' share of funding approvals changes over time. IBRD's share fell from 57% in the GEF Pilot to 15% in GEF-7. UNDP's share decreased from 40% in the GEF Pilot to 30% in GEF-7. UNEP's share increased from 3% in the GEF Pilot to 18% in GEF-7. The combined share of the 15 other Agencies increased from 2% in GEF-2 to 37% in GEF-7.



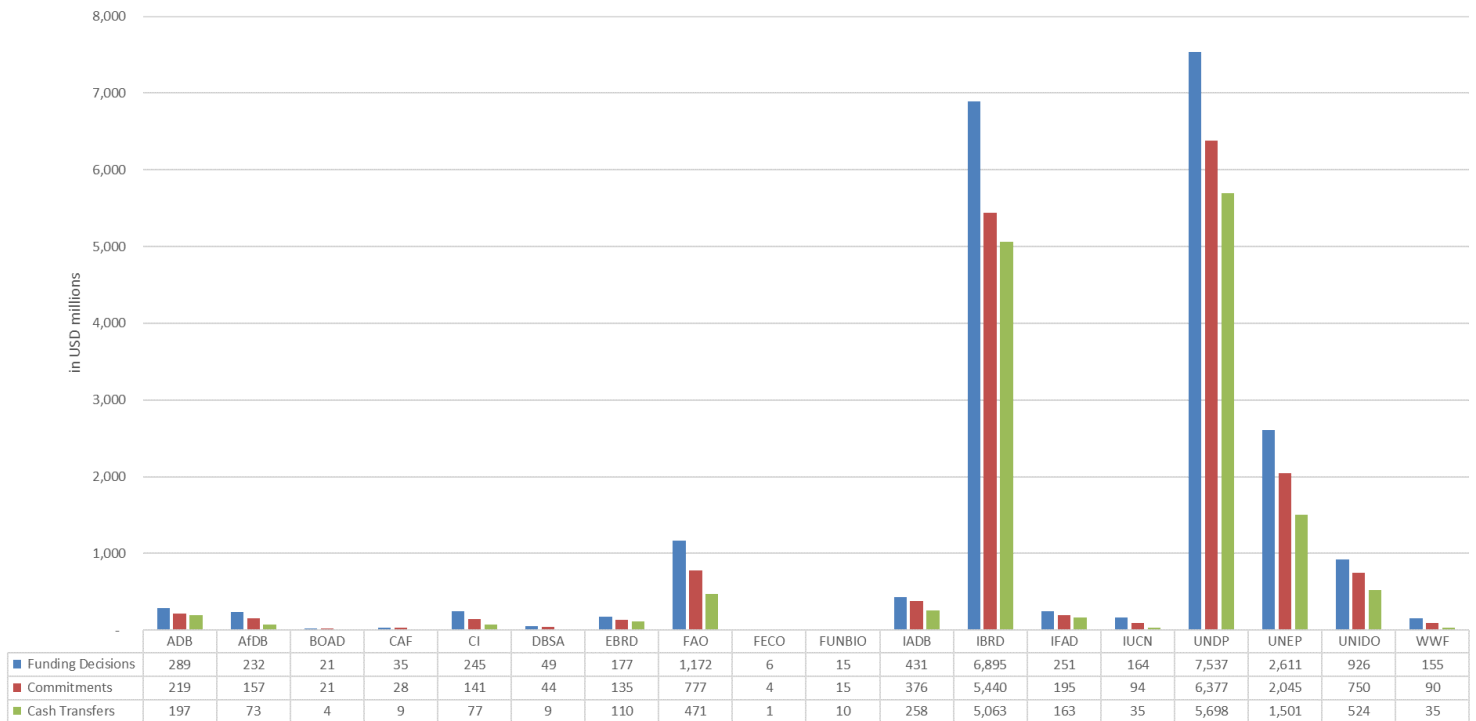




## FUNDING DECISIONS, TRUSTEE COMMITMENTS AND CASH TRANSFERS TO AGENCIES

Funding Decisions, Trustee Commitments and Cash Transfers show the cumulative funding decision (by Council and CEO), commitments, and cash transfers to the GEF Agencies since inception.

As of September 30, 2021, cumulative funding decisions (gross)<sup>8</sup> to Agencies comprising of Projects, Project Preparation Grants and Agency Fees excluding administrative expenses and funding allocations to the GEF Secretariat totaled USD 21,209 million<sup>9</sup>. Of this amount, USD 16,906 million had been committed following the approval or endorsement by the GEF CEO. At the request of Agencies, a total amount of USD 14,237 million had been transferred.



<sup>8</sup> Reflects initial Council and CEO approvals prior to drops and subsequent cancellations.

<sup>9</sup> Excludes the program/umbrella balances.



## 2d. Report on Financially Closed Projects during GEF-7 Period

From inception of the GEF-7 replenishment period through September 30, 2021, 1,092<sup>10</sup> projects and project preparation grants had been reported as financially closed with unused amounts totaling USD 137.06 million. The bulk of these projects were from previous replenishments. Under GEF-7, only fifteen project preparation grants had been financially closed.

Financially Closed Projects during GEF-7 Period 1/ as of September 30, 2021		
Project Type	Number of Projects Closed	Total Unused Amount at Financial Closure (in USD millions)
Project Preparation	436	7.19
Projects	656	129.87
Full-Size	317	117.27
Medium-Size	162	8.34
Enabling Activities	177	4.26
<b>Total</b>	<b>1,092</b>	<b>137.06</b>

1/ Includes projects from previous replenishments that were closed during GEF-7 period.

<sup>10</sup> Of the total 1,092 grants financially closed during the GEF-7 replenishment period, there were 162 projects and project preparation grants which were child projects under Umbrellas. Cumulatively, the cancelled amounts of these child projects totaled \$33.52 million. The amount formed part of the sum clawed back by Trustee, in collaboration with the GEF Secretariat and Agencies, from cancellations of Umbrella balances from previous replenishments.



### 3. Funding Availability

In USD millions

	As of Sep 30, 2021 (a)	As of Mar 31, 2021 (b)	Change (a) - (b)
<b>1. Funds Held in Trust</b>	<b>5,483</b>	<b>5,675</b>	<b>(192)</b>
a. Cash and investments	3,972	3,972	(0)
b. Unencashed promissory notes	1,512	1,703	(191)
<b>2. Restricted Funds</b>	<b>240</b>	<b>240</b>	<b>-</b>
a. Deferred Contribution in respect to the pro rata right	-	-	-
b. Contributions not released	-	-	-
c. Reserve to cover foreign exchange rate fluctuations	240	240	-
<b>3. Funds Held in Trust with no Restrictions ( 3 = 1 - 2 )</b>	<b>5,243</b>	<b>5,435</b>	<b>(192)</b>
<b>4. Approved Amounts Pending Cash Transfers to Agencies</b>	<b>4,982</b>	<b>5,047</b>	<b>(65)</b>
a. Trustee committed	2,679	2,384	294
b. Approved by Council but not yet CEO Endorsed	2,291	2,651	(360)
c. Requested amounts for financing pending decision	12	12	-
<b>5. Funds Available to Support Council or CEO Decisions ( 5 = 3 - 4 )</b>	<b>261</b>	<b>388</b>	<b>(126)</b>

*Note: Totals may not add up accurately due to rounding.*

#### Highlights for the period April 1, 2021 through September 30, 2021:

- **Funding Availability** decreased by USDeq. 126 million over the prior reporting period as a result of:
  - A net decrease in **Funds Held in Trust** by USD eq. 192 million driven by cash transfers to Agencies exceeding receipts from donors and investment income earned;
  - Offset by the net decrease in **Approved Amounts Pending Cash Transfers to Agencies** by USD 65 million reflecting cash transfers and funding cancellations during this period exceeding the increase in funding approvals.



## 4. GEF-7 Specific Funding Decisions as of September 30, 2021

In USD millions

<b>1 Target Replenishment Funding a/</b>			<b>4,068</b>
<b>2. Projected Available Resources during the GEF-7 Period</b>			<b>1,068</b>
Estimated Funds Available to Support Council or CEO Financing Decisions			<b>261</b>
	Potential Amount Available	of which Projected to be Available	
Receivables			<b>758</b>
Arrears b/	104	104	
GEF-7 Installments due in FY22	654	654	
IoCs not yet Deposited with the Trustee			<b>49</b>
GEF-7 c/	19	-	
Previous Replenishments d/	49	49	
Projected Investment Income e/	-	-	-
Projected Reflows during GEF-7 f/	-	-	-
<b>Total</b>	<b>826</b>	<b>807</b>	
<b>3. GEF-7 Specific Funding Decisions</b>			<b>3,296</b>
Approvals by Council			3,128
Projects and Fees		1,843	
Admin. Budget		108	
Special Initiatives		0.6	
Programmatic Initiatives		1,175	
Approvals by CEO			199
Projects and Fees (MSPs, EEAs)		134	
Project Preparation Activities and Fees		65	
Net Changes to Initial Approvals g/			(31)
Reductions (cancellations) on GEF-7		(31)	
Pending decisions on Intersessional and Council meetings		-	-
Projects, Fees, Admin Budget, Special Initiatives, Programmatic Initiatives		-	-
<b>4. GEF-7 "Envelope" as of September 30, 2021 ( 4 = 2 + 3 )</b>			<b>4,364</b>
<b>5. Changes in funding envelope (USDeq.) in GEF-7 period ( 5 = 4 - 1 )</b>			<b>296</b>

a/ Represents the target replenishment level as agreed, including new resources from donors, projected investment income, and carryover of amounts from previous replenishments.

b/ Includes arrears from the US for GEF-2 in the amount of USD 102.1 million, Egypt for GEF-1 in the amount of SDR 0.5 million, and Nigeria for GEF-3 in the amount of SDR 0.7 million.

c/ Represents the balance of GEF-7 expected pledges.

d/ GEF-6 IoCs not received from Brazil and Russia, GEF-5 IOCs not received from Greece, Nigeria, and Portugal and GEF-4 IoC not received from Nigeria.

e/ The investment income earned since the beginning of GEF-7 period is USD 273 million, as against the projected amount of USD 149.5 million.

f/ Umbrella balance cancellations from previous replenishments that were expected during GEF-7 period was \$60 million and expected reflows was \$25.2 million. In collaboration with the GEF Secretariat and the Agencies, and in accordance with the policy on umbrella balance cancellations (GEF/C.55.04/Rev.01), the Trustee was able to clawback \$151.6 million of cancellations from 48 umbrellas from previous replenishments. An amount of USD 30 million has been received as reflows from Non-grant instruments during GEF-7 period as against the projected reflows of USD 25.2 million.

g/ To fit the GEF Secretariat's STAR model, net changes to pre-GEF-7 projects were excluded from the calculation.

*Note: Totals may not add up accurately due to rounding.*