



# Global Infrastructure Facility Trust Fund

## Financial Report

Prepared by the Trustee

*As of December 31, 2023*



## Table of Contents

### Table of Contents

Introduction .....	3
GIF Trust Fund Financial Summary as of December 31, 2023 .....	4
1. GIF Trust Fund Summary – Inception through December 31, 2023 .....	5
2. Pledges and Contributions as of December 31, 2023.....	6
3. Asset Mix and Investment Income.....	7
Asset Mix and Investment Income (contd..).....	8
Asset Mix and Investment Income (contd..).....	9
3. Cumulative Funding Decisions .....	10
Cumulative Funding Decisions (contd..) .....	11
Cumulative Funding Decisions (contd..) .....	12
4. Funds Available .....	13



## Introduction

The Global Infrastructure Facility (GIF) is a global open platform that facilitates the preparation and structuring of complex public-private partnerships to enable mobilization of private sector and institutional investor capital for infrastructure. The GIF platform coordinates and integrates the efforts of Multilateral Development Banks, private sector investors and financiers, and governments interested in infrastructure investment in Emerging Markets and Developing Economies.

The GIF Trust Fund was established in March 2015. This report covers the financial status of the GIF Trust Fund<sup>1</sup>, and is produced by the Trustee in accordance with the Trustee's role in the GIF Partnership Framework, as set forth under Section D, which states:

*"The Trustee will provide to the Governing Council regular reports on the financial status of the Trust Fund."*

In addition, Section 7 of the Standard Provisions in the Administration Agreement/Arrangement states as follows:

*"The Trustee will maintain separate records and ledger accounts in respect of the funds deposited in the GIF Trust Fund and transfers made therefrom. The Trustee will report to the Governing Council on the financial status of the Trust Fund every six months (or at such other frequency as the Trustee and the Governing Council may agree), in accordance with the provisions set out in the GIF Partnership Framework and the GIF Operating Guidelines, including information on the status of Contributions, investment income, commitments, transfers and funds available for allocation of funding by the Governing Council and/or the Management Unit, as applicable."*

---

<sup>1</sup> This report does not include financial information related to contributions to the GIF provided through other channels (e.g. via a Single Donor Trust Fund).



## GIF Trust Fund Financial Summary as of December 31, 2023

### ***Pledges and Contributions:***

A pledge represents a contributor's expression of intent to make a contribution. Pledges are formalized into Contributions by way of a countersigned Administration Agreement/Arrangement.

As of December 31, 2023, pledges and contributions to the GIF Trust Fund totaled USDeq. 180.54 million has been fully paid by contributors.

### ***Investment Income:***

As of December 31, 2023, the GIF Trust Fund has earned investment income (since inception) of approximately USD 8.79 million from the undisbursed balance of the Trust Fund.

In addition, the investment income received from the technical partners was USD 0.25 million.

**Reflows** received from Technical Partners from reimbursable grants amounted to USD 10.98 million as of December 31, 2023.

### ***Funding Approvals:***

Cumulative net funding decisions (approvals by the GIF Governing Council) through December 31, 2023, amounted to USD 170.82 million.

### ***Cash Transfers:***

Based on GIF Governing Council decisions, the Trustee has transferred a total of USD 158.12 million as of December 31, 2023 including USD 109.24 million related to projects.

### ***Funds Held in Trust:***

Funds Held in Trust reflect contributions paid-in from contributors, investment income earned, and reflows less cash transfers. Funds Held in Trust as of December 31, 2023 amounted to USD 42.42 million.

### ***Funds Available for GIF Governing Council Funding Decisions:***

Funds available for GIF Governing Council funding decisions amounted to USD 29.72 million as of December 31, 2023. This represents a decrease of USD 10.03 million from June 30, 2023.



## 1. GIF Trust Fund Summary – Inception through December 31, 2023

In USD millions

	Total	% of Total
<b><u>Donor Pledges and Contributions</u></b>		
Contributions	180.54	100.0%
Pledges		0.0%
<b>Total Pledges and Contributions (in USD millions)</b>	<b>180.54</b>	<b>100.0%</b>
<b><u>Cumulative Resources</u></b>		
<b><u>Resources received</u></b>		
Cash Receipts	180.54	90.0%
Investment Income earned	8.79	4.4%
Investment Income receipt from external grants	0.25	0.1%
Reflows <sup>a</sup>	10.98	5.5%
<b>Total Resources Received</b>	<b>200.55</b>	<b>100.0%</b>
<b><u>Resources not yet received</u></b>		
Contributions not yet received <sup>b</sup>	-	0.0%
Pledges		0.0%
Total resources not yet received	-	0.0%
<b>Total Potential Resources (A) (in USD millions)</b>	<b>200.55</b>	<b>100.0%</b>
<b><u>Cumulative Funding Decisions</u></b>		
Projects	121.32	71.0%
Fees	6.03	3.5%
Administrative Budget	43.47	25.4%
<b>Total Funding Decisions Net of Cancellations (B)</b>	<b>170.82</b>	<b>100.0%</b>
<b>Total Potential Resources Net of Funding Decisions (A) - (B)</b>	<b>29.73</b>	
<b>Total Potential Resources Net of Funding Decisions and Operational Reserve</b>	<b>29.73</b>	
<b><u>Funds Available</u></b>		
Funds Held in Trust with no restrictions	42.42	
Approved Amounts Pending Cash Transfers	12.70	
<b>Total Funds Available to Support Governing Council Decisions</b>	<b>29.72</b>	

Note: Sub-totals may not add up to due to rounding

<sup>a</sup> Amount received from Technical Partners related to reflows from reimbursable grants.

<sup>b</sup> Value based on exchange rates as of December 31, 2023



## 2. Pledges and Contributions as of December 31, 2023

<b>Pledges and Contributions</b> as of December 31, 2023					
Contributor	Curr	Pledge in Currency of Contribution (million)	Effective (or signed) Contribution (million)	Receipts in Currency of Contribution (million)	Receipts in USDeq. (million) a/
Australia	AUD	25	25	25	18.55
Canada	CAD	20	20	20	15.84
China	USD	25	25	25	25.00
Denmark	DKK	150	150	150	23.86
Germany	EUR	30	30	30	33.30
International Bank for Reconstruction & Development	USD	15	15	15	15.00
Japan	USD	40	40	40	40.00
Singapore	USD	9	9	9	9.00
<b>Total Contributions Received</b>					<b>180.54</b>

a/ Represents actual USD receipts  
Note: Sub-totals may not add up to due to rounding



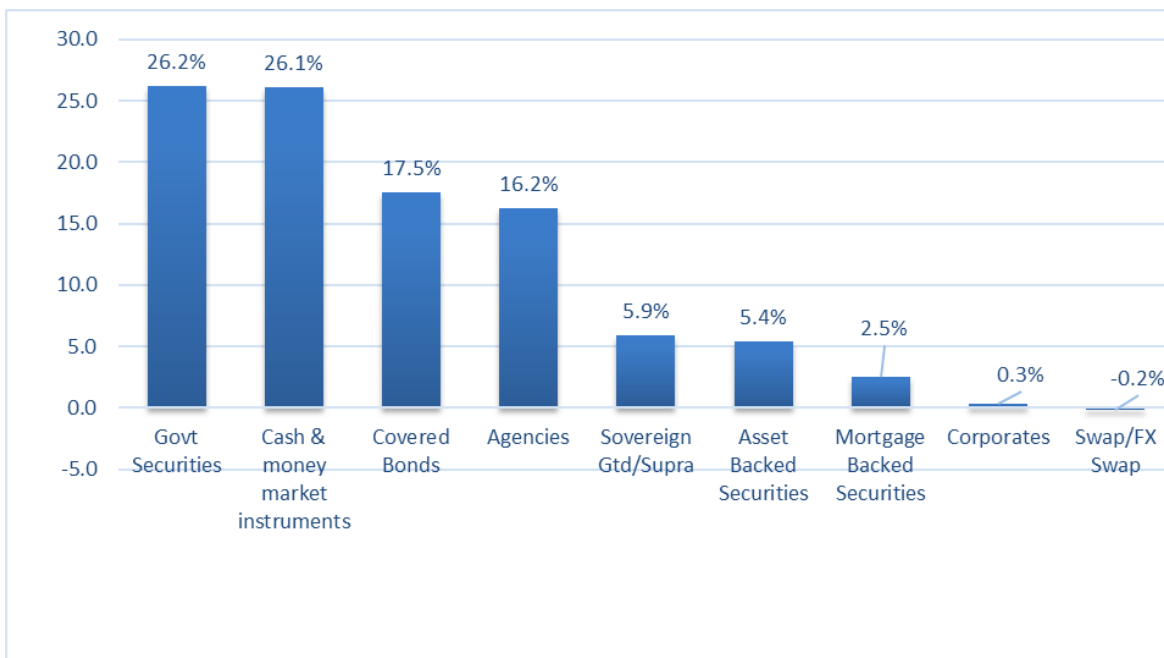
### 3. Asset Mix and Investment Income

#### ASSET MIX

Funds held in trust by the World Bank (as the Trustee) are maintained in a commingled investment portfolio (the “Pool”) for all trust funds administered by the World Bank. Within this pool, the GIF funds are invested in a short term, high quality fixed income portfolio with an investment horizon of up to one year.

The investment objectives for the GIF Trust Fund are to optimize investment returns subject to preserving capital and maintaining adequate liquidity to meet foreseeable cash flow needs, within a conservative risk management framework<sup>2</sup>.

By asset class, as of December 31, 2023, the portfolio is concentrated in government securities, cash & money market instruments, and covered bonds.



<sup>2</sup> World Bank defines the market risk measures and tolerances for Model Portfolios of 1-year or less investment horizon as 99% CVaR be no worse than -0.25%; and for Model Portfolios of longer than 1-year but less or equal to 5-year investment horizon as 99% CVaR be no worse than -1%.

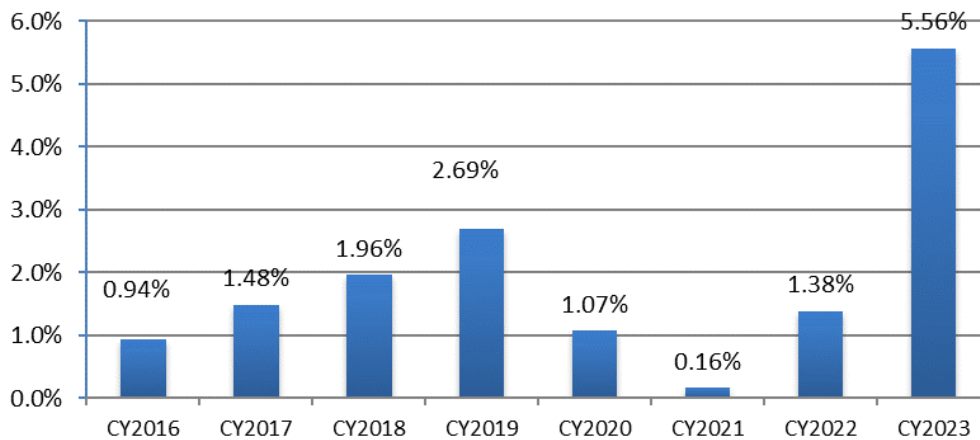


## Asset Mix and Investment Income (contd..)

### INVESTMENT RETURNS

The GIF funds are invested in accordance with the investment strategy established for all the trust funds administered by the World Bank. The GIF Trust Fund portfolio has returned 5.56% for the calendar year 2023 and earned approximately USD 8.79 million in investment income since inception.

Portfolio performance during the calendar year 2023 was driven by the interest rate path dictated by the US Federal Reserve Bank decisions that signaled that the monetary policy rates will remain “higher for longer” until inflation returns to target. At its December meeting, the Fed opened door for rate cuts in 2024 owing to continued moderation in inflation expectations and the more moderate outlook for economic activity that suggests a soft landing. As a result, fixed income yields declined by 40 bps across the yield curve into the year-end that was beneficial for fixed income securities. It is noteworthy that the markets have seemingly ignored rising geopolitical risks around the globe. The Portfolio positioning continues to be duration neutral.



### ESG SUMMARY REPORT – GLOBAL INFRASTRUCTURE FACILITY TRUST FUND (GIF) INVESTMENT PORTFOLIO

As per the investment management strategy implemented by the World Bank, the funds held in trust benefit from the approach to Sustainable and Responsible Investment (SRI), which considers and incorporates Environmental, Social, and Governance (ESG) factors into Trustee’s investment processes. The implementation of ESG Integration falls within the purview of existing authorizations by the World Bank Board. Based on the endorsement by the World Bank management, starting from July 2019, the Trustee has applied ESG Integration as the default SRI approach for all portfolios managed by the World Bank, including for the GIF Fund assets.



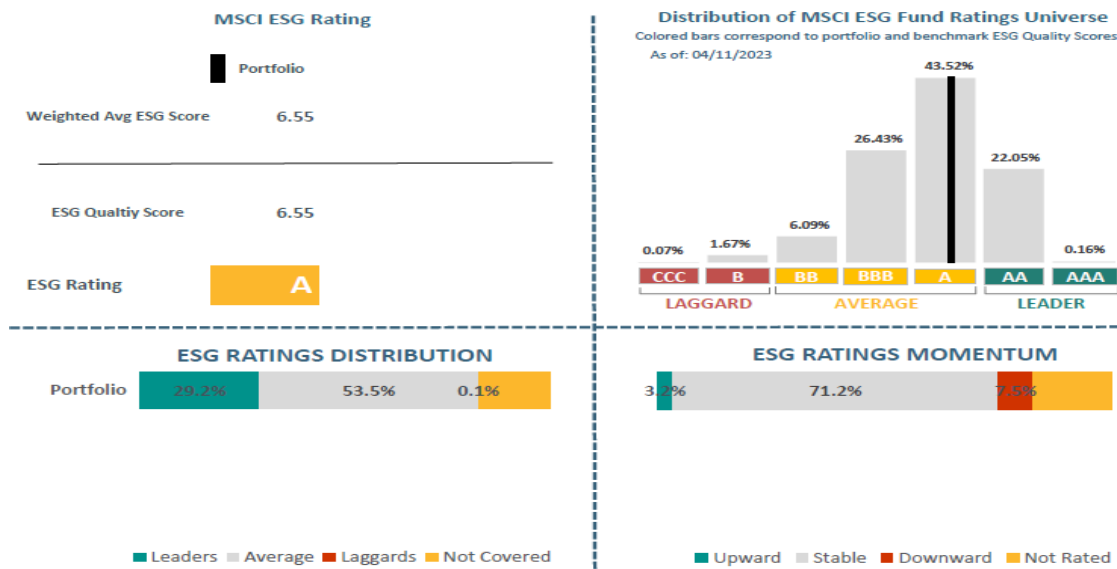


## Asset Mix and Investment Income (contd..)

Considering and incorporating ESG factors into investment processes should, all things being equal, lead to portfolios that have stronger ESG profiles compared to portfolios that do not explicitly consider these ESG issues. ESG Integration has become part of the existing investment processes and is intended to help fulfil the existing investment objectives. The application of ESG Integration as part of the investment process would not involve any changes in the current investment objectives or risk limits for the GIF Fund portfolio.

The GIF Fund investment portfolio is primarily comprised of short-term high-grade fixed-income securities (sovereign, supranational and agency securities and bank deposits), and as of December 31, 2023, the portfolio has an ESG Quality Score\* of 6.55 and an ESG Rating\* of A. Based on its ESG positioning in the MSCI ESG Fund Ratings Universe (upper right of Figure 1), which is deemed to be the more consistent reference indicator, GIF Fund’s investment portfolio falls within the average group of the ratings universe. This reflects average capability of GIF Fund portfolio’s holdings in terms of managing key medium to long term risks and opportunities arising from Environmental, Social and Governance factors.

*Figure 1: MSCI ESG Portfolio Summary – Global Infrastructure Facility Trust Fund*



*Note: ESG Quality Score is based on MSCI ESG Ratings and measured on a scale of 0 to 10 (worst to best) following a rule-based methodology. ESG Ratings Momentum represents the percentage of a portfolio’s market value coming from holdings that have had an ESG Ratings upgrade, and those with a downgrade, since their previous ESG Rating assessment. The ESG Quality Score is calculated as a weighted average of ESG scores of individual holdings adjusted by ESG Ratings Momentum and ESG laggards (if any). The weight applied to the individual ESG scores is determined by the portfolio weight of individual holdings as of the reporting date. Based on the above, the ESG Quality Score, which is subject to potential skewing effect from any factor in the calculation, could slightly vary between different reporting dates along with changes in individual holdings and their portfolio weights as well as changes in ESG Ratings Momentum. Please see details on MSCI ESG Ratings Methodology [here](#).*



### 3. Cumulative Funding Decisions

Global Infrastructure Facility Cumulative Funding Decisions (in USD millions)				
Projects	Technical Partner	as of Dec 31, 2023	as of Jun 30, 2023	Change since last report
Afghanistan	IFC	0.75	0.75	-
Argentina	WB	0.67	0.67	-
Bangladesh	AIIB	0.35	0.35	-
Barbados	IADB	0.10	0.10	-
Belize	IFC	0.11	0.11	-
	IFC	0.10	0.10	-
Botswana	WB	0.10	0.10	-
	IFC	0.80	0.80	-
Brazil	WB	0.30	0.30	-
	WB	1.81	1.76	0.05
Bulgaria	IFC	16.49	13.44	3.05
	IADB	2.69	2.69	-
	EBRD	0.30	0.30	-
Burkina Faso	IFC	0.72	0.72	-
	WB	0.79	0.79	-
Cabo Verde	WB	2.49	2.49	-
Cameroon	WB	0.19	0.19	-
	IFC	1.50	1.50	-
China	WB	0.04	0.04	-
	IFC	1.35	1.35	-
Colombia	WB	0.38	0.38	-
	MIGA	0.10	0.10	-
	GIFMU-PRA	0.11	0.11	-
Comoros	WB	0.42	0.42	(0.00)
Costa Rica	WB	0.49	0.49	-
	IFC	1.65	-	1.65
Cote d'Ivoire	WB	0.61	0.61	-
Dibouti	IFC	1.00	1.00	-
Dominican Republic	IADB	0.13	0.25	(0.12)
Ecuador	WB	1.26	1.26	-
Egypt	EBRD	2.50	2.50	-
	WB	0.18	0.18	-
	AfDB	0.50	0.50	-
	IFC	0.50	0.50	-
Eswatini	AfDB	0.49	0.49	-
Ethiopia	WB	0.99	0.99	-
Fiji	IFC	0.45	0.45	-
Gabon	AfDB	0.49	0.49	-
Georgia	WB	0.50	0.50	-
Ghana	WB	0.43	0.43	-
Global	WB	0.90	-	0.90



## Cumulative Funding Decisions (contd..)

Global Infrastructure Facility Cumulative Funding Decisions (in USD millions)				
Projects	Technical Partner	as of Dec 31, 2023	as of Jun 30, 2023	Change since last report
Honduras	IADB	0.34	0.75	(0.41)
India	WB	0.80	0.80	-
	IFC	1.20	1.20	-
Indonesia	WB	2.69	2.70	(0.00)
	IFC	0.20	0.20	-
Jamaica	IFC	1.81	1.81	-
Jordan	EBRD	0.90	0.90	-
	IFC	1.65	1.65	-
	WB	0.92	0.92	-
Kazakhstan	WB	0.28	0.28	-
Latin America	WB	0.29	0.29	(0.00)
Lebanon	WB	1.08	1.08	-
	EBRD	0.17	0.17	-
Liberia	WB	0.96	0.96	-
Libya	IFC	0.30	0.30	-
Madagascar	AfDB	1.61	1.61	-
	WB	-	-	-
Malawi	WB	0.32	0.32	-
	IFC	6.50	5.30	1.20
Maldives	ADB	0.50	0.50	-
Mauritius	WB	0.37	0.37	-
	IFC	0.22	0.22	-
Mexico	WB	0.22	0.22	-
Mongolia	IFC	1.25	1.25	-
Myanmar	WB	0.19	0.19	-
	IFC	0.10	0.10	-
Namibia	AfDB	2.00	2.00	-
Nigeria	WB	0.39	0.39	-
North Macedonia	IFC	0.41	0.41	-
Palau	ADB	0.40	0.40	-
Panama	WB	0.15	0.15	-
	IADB	0.56	-	0.56
	IFC	1.08	1.08	-
Papa New Guinea	WB	0.12	0.12	-
Paraguay	GIFMU-PRA	0.04	0.04	-
Peru	IADB	2.55	2.55	-
	IFC	0.80	0.80	-
Philippines	IFC	3.54	3.54	-
Regional	IFC	0.20	0.20	-
Romania	IFC	0.25	0.25	-
Sao Tome and Principe	IBRD	0.80	0.80	-



## Cumulative Funding Decisions (contd..)

Global Infrastructure Facility Cumulative Funding Decisions (in USD millions)				
Projects	Technical Partner	as of Dec 31, 2023	as of Jun 30, 2023	Change since last report
Senegal	IFC	0.49	0.49	-
	WB	0.48	0.48	-
Serbia	IFC	1.98	1.98	-
Seychelles	GIFMU-PRA	0.03	0.03	-
	AfDB	0.33	0.33	-
Sierra Leone	WB	0.01	0.01	-
Solomon Islands	WB	0.25	0.25	-
South Africa	IFC	0.90	0.90	-
	WB	0.94	0.94	(0.00)
Sri Lanka	IFC	3.60	-	3.60
Trinidad and Tobago	IADB	1.77	1.85	(0.08)
Tunisia	WB	7.49	7.49	-
	EBRD	1.78	1.78	-
	IFC	1.00	-	1.00
Ukraine	EBRD	2.01	2.01	-
	WB	0.95	0.95	-
	IFC	1.48	1.48	-
Uzbekistan	GIFMU-PRA	0.17	0.17	-
	WB	0.72	0.72	-
	EBRD	5.64	5.64	-
	ADB	1.90	1.90	-
Vietnam	IFC	2.36	2.36	-
	WB	0.70	0.70	-
Zambia	WB	0.46	0.46	-
		<b>121.32</b>	<b>109.93</b>	<b>11.39</b>
<b>Fees</b>				
ADB		0.14	0.14	-
AfDB		0.27	0.27	-
AIIB		0.02	0.02	-
IADB		0.41	0.40	0.01
MIGA		0.01	0.01	-
EBRD		0.66	0.66	-
IFC		2.85	2.33	0.53
WB		1.67	1.63	0.05
		<b>6.03</b>	<b>5.45</b>	<b>0.58</b>
<b>Administrative Budget</b>				
Management Unit		40.66	35.41	5.24
Trustee		2.81	2.81	-
		<b>43.47</b>	<b>38.22</b>	<b>5.24</b>
<b>Total Funding Decisions</b>		<b>170.82</b>	<b>153.61</b>	<b>17.21</b>



## 4. Funds Available

In USD millions

	As of Dec 31, 2023 (a)	As of June 30, 2023 (b)	Change since last report (a) - (b)
<b>1. Cumulative Receipts</b>	<b>200.54</b>	<b>193.36</b>	<b>7.18</b>
a. Cash receipts from Contributors	180.54	176.54	4.00
b. Investment Income earned on undisbursed balances	8.79	6.92	1.86
c. Investment Income earned on external grants	0.25	0.17	0.08
c. Reflows <sup>a/</sup>	10.98	9.73	1.24
<b>2. Cumulative Cash Transfers</b>	<b>158.12</b>	<b>141.73</b>	<b>16.40</b>
a. Projects	109.24	98.63	10.61
b. Fees	5.41	4.87	0.54
C. Administrative Budget	43.47	38.22	5.24
<b>3. Funds Held in Trust ( 3 = 1 - 2 )</b>	<b>42.42</b>	<b>51.64</b>	<b>(9.22)</b>
<b>4. Financial Reserve</b>	-	-	-
<b>5. Funding Decisions Pending Cash Transfer</b>	<b>12.70</b>	<b>11.88</b>	<b>0.81</b>
<b>6. Funds available to support Governing Council decisions ( 6 = 3 - 4 - 5 )</b>	<b>29.72</b>	<b>39.75</b>	<b>(10.03)</b>

Note: sub-totals may not add up due to rounding

a/ Amount received from Technical Partners related to reflows from reimbursable grants.

### HIGHLIGHTS FOR THE PERIOD JUNE 30, 2023 THROUGH 31 DECEMBER, 2023:

- **Funds Held in Trust** represent cumulative receipts, investment income earned and reflows, less cumulative cash transfers, amounted to USD 42.42 million as of December 31, 2023. Funds Held in Trust decreased by USD 9.22<sup>3</sup> million due to cash transfers to Technical Partners exceeding receipts from donors. The summary break-down of cash movement during the period is as follows:
  - cash receipts totaled to USD 4 million, investment income earned amounted to USD 1.94 million and reflows from Technical Partners relating to reimbursable grants amounted to USD 1.24 million.
  - partially offset by cash transfers totaling USD 16.40 million.
- **Funding decisions pending cash transfer** amount USD 12.70 million, representing an increase of USD 0.81 million due to new funding decisions of USD 17.21 million outpacing the increase in cash transfers of USD 16.40 million during the period.
- **Funding Availability** amount to USD 29.72 million representing a decrease of USD 10.03 million because of the factors outlined above.

<sup>3</sup> The amount may not add up due to the rounding.