



Global Partnership for Education Fund

Financial Report

Prepared by the Trustee

As of September 30, 2013



Table of Contents

Table of Contents

Introduction	3
GPEF Trust Fund Financial Summary as of September 30, 2013	4
1. GPEF Trust Fund Summary – Inception through September 30, 2013	5
2. Contributions	6
3. Asset Mix and Investment Income.....	7
4. Cumulative Funding Decisions	8
5. Funds Available	10

Introduction

The Global Partnership for Education Fund (GPEF) was established as a Financial Intermediary Fund in 2011 as part of the rebranding process of the Education for All Fast Track Initiative (EFA FTI), which started in 2002. The World Bank acts as the Trustee for the GPEF.

The Trustee provides administrative and financial services to the GPE Board and Contributors by receiving contributions from Contributors, investing liquid assets pending cash transfer, and transferring funds to the Supervising/Managing Entities (SEs/MEs). Working closely with the GPE Secretariat, the Trustee also records funding decisions made by the Board.

The Trustee is required to provide periodic reports to the Board on the financial status of the Trust Fund.¹ This report is prepared based on financial information as of September 30, 2013.

¹ The Trustee's financial status reports are publicly available at: www.worldbank.org/fiftrustee

GPEF Trust Fund Financial Summary as of September 30, 2013

Contributions:

Each Contributor enters into a Contribution Agreement or Arrangement with the Trustee to make a contribution to the GPEF. As of September 30, 2013, the Trustee had entered into Contribution Agreements or Arrangements with 16 Contributors for a total of USD eq. 1,327.9 million in contributions, of which the Trustee has received USD 837.3 million in cash from these Contributors.

Investment Income:

As of September 30, 2013, the GPEF Trust Fund earned investment income of approximately USD 4.4 million on the undisbursed balance of the Trust Fund. The GPEF Trust Fund portfolio has returned 0.30%² through the calendar year to September 30, 2013.

Funding Approvals:

The cumulative funding decisions made by the GPE Board through September 30, 2013 totaled USD 1,027.2 million. Of the total amount approved, USD 936.4 million represents Program Implementation Grant approvals. The Trustee committed a total of USD 713.4 million based on the instruction from the GPE Secretariat.

Cash Transfers:

Based on GPE Board funding decisions and in accordance with the terms of the Financial Procedures Agreements between the Trustee and the Supervising/Managing Entities, the Trustee has transferred a total of USD 268.3 million up to September 30, 2013, including USD 224.2 million for Education Plan Development Grants, Program Development Grants, and Program Implementation Grants.

Funds Held in Trust and Funds Available for GPE Board Funding Decisions

Funds Held in Trust reflect contributions paid-in from Contributors, investment income, and net cash transfers. Funds Held in Trust as of September 30, 2013 amounted to USD 573.4 million.

Funds available for the Trustee's commitment amounted to USD 128.3 million as of September 30, 2013.

² Represents non-annualized rate of return

1. GPEF Trust Fund Summary – Inception through September 30, 2013

In USD millions

	Cumulative Total as of September 30 2013	Cumulative Total as of June 30 2013	Difference	% of Total
	(a)	(a)	(c) = (a) - (b)	
Donor Contributions				
Contributions	1,327.9	1,290.8	37.1	100%
Total Contributions	1,327.9	1,290.8	37.1	100%
Cumulative Resources				
<u>Resources received</u>				
Cash Receipts	837.3	755.6	81.7	63%
Investment Income earned	4.4	3.5	0.9	0%
Total Resources Received	841.7	759.1	82.6	63%
<u>Resources not yet received</u>				
Contributions not yet paid (A)	490.6	535.2	(44.6)	37%
Total resources not yet received	490.6	535.2	(44.6)	37%
Total Potential Resources (B)	1,332.3	1,294.3	38.0	100%
Cumulative Funding Decisions				
Global and Regional Activities	9.7			
Education Plan Development Grant	4.6	4.5	0.1	0%
Program Development Grant	4.1	4.1	-	0%
Program Implementation Grant	936.4	936.4	-	91%
Civil Society Education Fund	14.5	14.5	-	1%
Supervision Allocation	8.8	8.8	-	1%
Agency Fees	24.3	23.6	0.7	2%
Administrative Budgets	24.7	23.6	1.2	2%
Total Funding Decisions Net of Cancellations (C)	1,027.2	1,015.5	11.7	99%
Amounts pending GPE Board Funding Decisions (D)	-	-	-	
Total Potential Resources (B) - (C) - (D)	305.1	278.8	26.4	
Funds Available				
Funds Held in Trust with no Restrictions	573.4	570.3	3.1	
Approved Amounts Pending Cash Transfers	445.1	514.2	(69.1)	
Total Funds Available for Trustee's Commitment	128.3	56.2	72.1	

2. Contributions

In USD millions

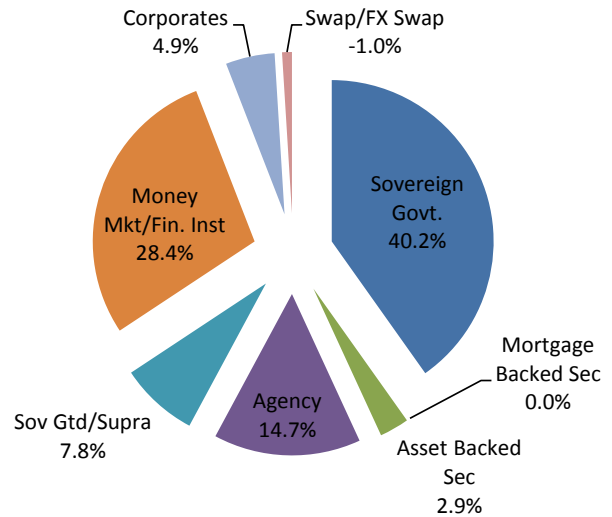
Contributor	Curr	As of September 30, 2013				As of June 30, 2013			
		Signed in Currency	Signed in USD eq.	Paid-In Contributions in Currency	Paid-In Contributions in USD	Signed in Currency	Signed in USD eq.	Paid-In Contributions in Currency	Paid-In Contributions in USD
Australia	AUD	270.0	260.6	100.0	102.1	270.0	259.07	100.0	102.1
Belgium	EUR	36.0	47.8	18.0	23.5	36.0	47.03	18.0	23.5
Canada	CAD	45.4	45.6	45.4	45.6	45.4	45.6	45.4	45.6
Denmark	DKK	600.0	105.8	600.0	105.8	600.0	105.8	600.0	105.8
Germany	EUR	1.6	2.1	0.8	1.1	1.6	2.1	0.8	1.1
Ireland	EUR	7.9	10.3	7.9	10.3	7.9	10.3	7.9	10.3
Italy	EUR	1.5	2.0	-	-	1.5	1.96	-	-
Japan	USD	7.5	7.5	7.5	7.5	7.5	7.5	7.5	7.5
Netherlands	EUR	120.0	159.8	60.0	78.8	120.0	157.2	60.0	78.8
Norway	NOK	730.0	123.7	630.0	107.1	730.0	123.9	390.0	67.6
Romania	EUR	0.1	0.1	0.1	0.1	0.1	0.1	0.1	0.1
Spain	EUR	20.0	26.8	20.0	26.8	20.0	26.8	20.0	26.8
Sweden	SEK	400.0	60.6	200.0	29.4	400.0	58.9	100.0	14.3
Switzerland	CHF	24.5	26.8	11.5	12.5	5.0	5.5	5.0	5.5
United Kingdom	GBP	269.6	428.3	169.6	266.8	269.6	419.1	169.6	266.8
United States	USD	20.0	20.0	20.0	20.0	20.0	20.0	-	-
Total			1,327.9		837.3		1,290.8		755.6

- The table shows the total contributions to the GPEF, defined as those for which Contribution Agreements or Arrangements have been signed by Contributors and the Trustee. The table shows the amount of the contribution in the respective currency and in USD equivalent (“Signed in USD eq.”), and the amount of the contribution received by the Trustee (“Paid-In Contributions in USD”).
- As of September 30, 2013, the Trustee had entered into Contribution Agreements or Arrangements with 16 Contributors for a total amount of USD eq. 1,327.9 million, an increase of USD eq. 37.1 million since June 30, 2013. The increase is mainly due to the additional Contribution Agreements signed with Switzerland (CHF 19.5 million).
- The Trustee has received a total of USD 837.3 million in cash from these Contributors, an increase of USD 81.7 million since June 30, 2013. The increase is due to the contributions received from the following Contributors: Norway (NOK 240 million), Sweden (SEK 100 million), Switzerland (CHF 6.5 million), and the United States (USD 20 million).
- Contributions receivable from the signed Contribution Agreements or Arrangements amounts to USD eq. 490.6 million on the basis of exchange rates as of September 30, 2013.
- The table does not include pledges as notified by a Contributor to the Trustee or the Secretariat. The Trustee is currently communicating with other potential Contributors who have expressed an interest in making a contribution to the GPEF.

3. Asset Mix and Investment Income

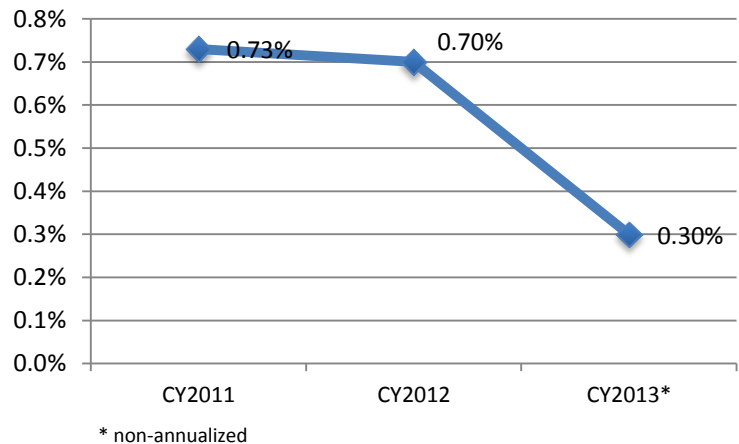
ASSET MIX

Cash assets held in trust by the World Bank (as the Trustee) are maintained in a commingled investment portfolio (the “Pool”) for all trust funds administered by the World Bank. The assets in the Pool are managed in accordance with the investment strategy established for all trust funds administered by the World Bank. The Pool is actively managed so that the probability of incurring negative returns is no more than 1% over the applicable investment horizon.



INVESTMENT RETURNS

The GPEF funds are invested in a short horizon portfolio of the World Bank’s trust fund investment pool. This portfolio comprises investments in government bonds and money markets with an investment horizon of up to one year. The GPEF Trust Fund liquid portfolio (which totaled approximately USD 573.4 million at end-September 2013) has returned 0.3%³ through the calendar year to September 30, 2013 and earned approximately USD 4.4 million in investment income since inception.



³ Represents non-annualized rate of return

4. Cumulative Funding Decisions

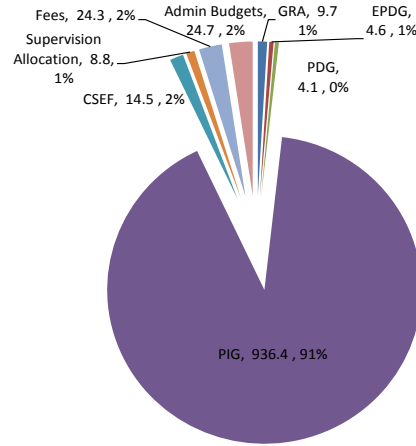
In USD millions

Activity	Entity	As of September 30, 2013			As of June 30, 2013		
		Approved	Committed	Balance	Approved	Committed	Balance
Global and Regional Activities	AFD	2.3	2.3	-			
	UNESCO	4.4	4.4	-			
	UNICEF	3.1	3.1	-			
	Sub-total	9.7	9.7	-			
Education Plan Development Grant	UNESCO	0.2	0.2	-	0.2	0.2	-
	UNICEF	1.8	1.8	-	1.7	1.7	-
	IBRD	2.6	2.6	-	2.6	2.6	-
	Sub-total	4.6	4.6	-	4.5	4.5	-
Program Development Grant	AFD	0.0	0.0	-	0.0	0.0	-
	UNICEF	0.4	0.4	-	0.4	0.4	-
	IBRD	3.7	3.7	-	3.7	3.7	-
	Sub-total	4.1	4.1	-	4.1	4.1	-
Program Implementation Grant	AFD	78.2	20.9	57.3	78.2	20.9	57.3
	Belgium	52.9	52.9	-	52.9	52.9	-
	DFID	35.2	9.8	25.4	35.2	9.8	25.4
	IBRD	552.5	431.1	121.4	552.5	431.1	121.4
	SIDA	5.2	2.5	2.7	5.2	2.5	2.7
	UNESCO	7.1	7.1	-	7.1	7.1	-
	UNICEF	205.3	109.3	96.0	205.3	109.3	96.0
	Sub-total	936.4	633.6	302.8	936.4	633.6	302.8
Civil Society Education Fund	UNESCO	14.5	7.3	7.3	14.5	7.3	7.3
	Sub-total	14.5	7.3	7.3	14.5	7.3	7.3
Supervision Allocation	AFD	0.3	0.3	-	0.3	0.3	-
	Belgium	0.7	0.7	-	0.7	0.7	-
	DFID	0.4	0.4	-	0.4	0.4	-
	IBRD	5.4	5.4	-	5.4	5.4	-
	SIDA	0.4	0.4	-	0.4	0.4	-
	UNESCO	0.6	0.3	0.3	0.6	0.3	0.3
	UNICEF	1.0	-	1.0	1.0	-	1.0
	Sub-total	8.8	7.5	1.3	8.8	7.5	1.3
Agency Fee	AFD	1.8	1.8	-	1.6	1.6	-
	Belgium	0.9	0.9	-	0.9	0.9	-
	UNESCO	1.8	1.3	0.5	1.5	1.0	0.5
	UNICEF	10.0	9.3	0.7	9.8	9.0	0.7
	WB	9.8	9.8	-	9.8	9.8	-
	Sub-total	24.3	23.1	1.2	23.6	22.4	1.2
Administrative Budgets	Secretariat	23.7	22.5	1.2	22.5	22.5	-
	Trustee	1.1	1.1	-	1.1	1.1	-
	Sub-total	24.7	23.6	1.2	23.6	23.6	-
TOTAL		1,027.2	713.4	313.7	1,015.5	702.9	312.6

SNAPSHOT OF FUNDING DECISIONS:

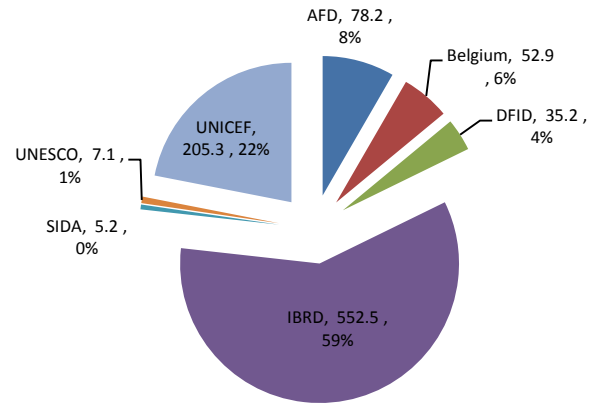
Funding Decisions by Activity

The cumulative funding decisions made by the GPE Board up to September 30, 2013 amount to USD 1,027.2 million, an increase of USD 11.7 million since June 30, 2013. Of which, 91% went to Program Implementation Grants, 2% to Civil Society Education Fund, 2% to Agency Fees, 2% to Administrative Budget, 1% to Education Plan Development Grants, 1% to Supervision Allocations, 1% to Global and Regional Activities, and less than 1% to Program Development Grants.



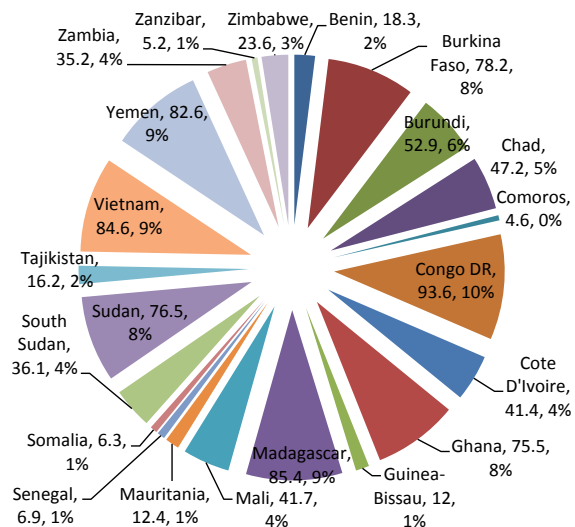
Funding Decisions by Entity (Program Implementation Grant)

The pie chart shows the breakdown of the cumulative program implementation grant approvals by Supervising/Managing Entity.



Funding Decisions by Country (Program Implementation Grant)

The pie chart shows the breakdown of the cumulative program implementation grant approvals by country.



5. Funds Available

In USD millions

	As of September 30, 2013	As of June 30, 2013	Changes since last report
	(a)	(a)	(a) - (b)
<u>1. Cumulative Receipts</u>	841.7	759.1	82.6
a. Cash Contributions from Contributors	837.3	755.6	81.7
b. Investment Income earned on undisbursed balances of GPEF Funds	4.4	3.5	0.9
<u>2. Cumulative Cash Transfer</u>	268.3	188.8	79.6
a. Projects	224.2	153.8	70.4
b. Supervision Allocation	6.4	4.8	1.7
c. Agency Fees	14.3	7.7	6.6
d. Administrative Budgets	23.4	22.5	0.9
<u>3. Funds held in Trust (3 = 1 - 2)</u>	573.4	570.3	3.1
<u>4. Financial Reserve</u>	-	-	-
<u>5. Funds held in Trust with no Restrictions (5 = 3 - 4)</u>	573.4	570.3	3.1
<u>6. Committed Funding pending Cash Transfer a/</u>	445.1	514.2	(69.1)
a. Projects	435.1	495.6	(60.5)
b. Supervision Allocation	1.1	2.8	(1.7)
c. Agency Fees	8.8	14.7	(5.9)
d. Administrative Budgets	0.2	1.1	(0.9)
<u>7. Funds available to support Trustee's Commitment (7 = 5 - 6)</u>	128.3	56.2	72.1

- **Funds Held in Trust** represent cumulative receipts less cumulative cash transfers, and amount to USD 573.4 million as of September 30, 2013, an increase of USD 3.1 million since June 30, 2013.
- **Funds available for Trustee's Commitment** amounted to USD 128.3 million as of September 30, 2013, an increase of USD 72.1 million.
- The table does not take into account contributions receivable from the signed Contribution Agreements or Arrangements.