



Global Partnership for Education Fund

Financial Report

Prepared by the Trustee

As of December 31, 2017



Table of Contents

Table of Contents

Introduction	3
GPEF Trust Fund Financial Summary as of December 31, 2017	4
1. GPEF Trust Fund Summary – Inception through December 31, 2017	5
2. Contributions	6
3. Asset Mix and Investment Income.....	7
4. Cumulative Funding Decisions	8
5. Funds Available	10



Introduction

The Global Partnership for Education Fund (GPEF) was established as a Financial Intermediary Fund in 2011 as part of the rebranding process of the Education for All-Fast Track Initiative (EFA-FTI), which started in 2002. The World Bank acts as the Trustee for the GPEF.

The Trustee provides administrative and financial services to the GPE Board and Contributors by receiving contributions from Contributors, investing liquid assets pending cash transfer, and transferring funds to the Grant Agents. Working closely with the GPE Secretariat, the Trustee also records funding decisions made by the Board.

The Trustee is required to provide periodic reports to the Board on the financial status of the Trust Fund.¹ This report is prepared based on financial information as of December 31, 2017.

¹ The Trustee's financial status reports are publicly available at: www.worldbank.org/fiftrustee.

GPEF Trust Fund Financial Summary as of December 31, 2017

Contributions:

Each Contributor enters into a Contribution Agreement or Arrangement with the Trustee to make a contribution to the GPEF. As of December 31, 2017, the Trustee had entered into Contribution Agreements/Arrangements with 26 Contributors for a total of USD eq. 2,968.2 million in contributions, of which the Trustee has received USD eq. 2,691.2 million in cash from these Contributors.

Investment Income:

As of December 31, 2017, the GPEF Trust Fund earned investment income of approximately USD 25.2 million on the undisbursed balance of the Trust Fund. The GPEF Trust Fund portfolio has returned 1.58% through the calendar year to December 31, 2017.

Funding Approvals:

The cumulative funding decisions made by the GPE Board through December 31, 2017 totaled USD 2,753.5 million. Of the total amount approved, USD 2,429.5 million represents Program Implementation Grant approvals. The Trustee committed a total of USD 2,402.5 million based on the instruction from the GPE Secretariat.

Cash Transfers:

Based on GPE Board funding decisions and in accordance with the terms of the Financial Procedures Agreements between the Trustee and the Grant Agents, the Trustee has transferred a total of USD 2,349.0 million up to December 31, 2017, of which USD 2,139.7 million was for projects that include Education Plan Development Grants, Program Development Grants, Civil Society Education Fund, Global and regional activities, Program Implementation Grants and Assessment for Learning.

Funds Held in Trust and Funds Available for GPE Board Funding Decisions:

Funds Held in Trust reflects contributions paid-in from Contributors, investment income, and net cash transfers. Funds Held in Trust as of December 31, 2017 amounted to USD 367.4 million.

Funds available for the Trustee's commitment amounted to USD 313.9 million as of December 31, 2017, an increase of USD 238.9 million compared to September 30, 2017.

1. GPEF Trust Fund Summary – Inception through December 31, 2017 ²

In USD millions

	Cumulative Total as of December 31, 2017	Cumulative Total as of September 30, 2017	Difference	% of Total
	(a)	(b)	(c) = (a) - (b)	
Donor Contributions				
Contributions	2,968.2	2,728.5	239.7	100%
Total Contributions	2,968.2	2,728.5	239.7	100%
Cumulative Resources				
<u>Resources received</u>				
Cash Receipts	2,691.2	2,426.7	264.4	90%
Investment Income earned	25.2	23.0	2.2	1%
Total Resources Received	2,716.4	2,449.8	266.7	91%
<u>Resources not yet received</u>				
Contributions not yet paid (A)	277.0	301.7	(24.8)	9%
Total resources not yet received	277.0	301.7	(24.8)	9%
Total Potential Resources (B)	2,993.4	2,751.5	241.9	100%
Cumulative Funding Decisions				
Global and Regional Activities	24.3	24.4	(0.0)	1%
Education Plan Development Grant	17.7	17.2	0.5	1%
Program Development Grant	7.5	6.2	1.3	0%
Program Implementation Grant	2,429.5	2,423.9	5.6	88%
Civil Society Education Fund	48.3	48.3	-	2%
Supervision Allocation	27.1	26.6	0.5	1%
Agency Fees	60.8	60.8	(0.1)	2%
Administrative Budgets	137.8	137.8	-	5%
Assessment for Learning	0.6	-	0.6	0%
Total Funding Decisions Net of Cancellations (C)	2,753.5	2,745.2	8.3	100%
Amounts pending GPE Board Funding Decisions (D)	-	-	-	
Total Potential Resources (B) - (C) - (D)	239.9	6.3	233.6	
Funds Available				
Funds Held in Trust with no Restrictions	367.4	252.6	114.8	
Approved Amounts Pending Cash Transfers	53.4	177.6	(124.1)	
Total Funds Available for Commitment	313.9	75.0	238.9	

² Sub-totals in the table may not add up due to rounding.



2. Contributions³

In millions

Contributor	Curr	As of December 31, 2017				As of September 30, 2017			
		Signed in Currency	Signed in USD eq. b/	Paid-In Contributions in Currency	Paid-In Contributions in USD	Signed in Currency	Signed in USD eq. c/	Paid-In Contributions in Currency	Paid-In Contributions in USD
Australia ^{a/}	AUD	410.0	362.5	394.0	350.0	410.0	362.6	379.0	338.3
	USD	0.1	0.1	0.1	0.1	0.1	0.1	0.1	0.1
AOSI	USD	1.5	1.5	0.5	0.5	1.5	1.5	0.5	0.5
Belgium	EUR	68.3	82.2	48.8	58.9	68.3	81.9	42.3	51.2
Canada ^{a/}	CAD	165.4	137.9	135.4	114.0	165.4	138.1	135.4	114.0
	USD	0.7	0.7	0.7	0.7	0.7	0.7	0.7	0.7
UK (CIFF)	USD	22.0	22.0	6.0	6.0	22.0	22.0	6.0	6.0
Denmark	DKK	1,676.8	277.9	1,605.0	266.3	1,605.0	266.2	1,545.0	256.7
European Commission	EUR	160.0	181.3	137.5	154.4	115.0	128.2	115.0	128.2
Finland	EUR	6.0	7.5	6.0	7.5	6.0	7.5	6.0	7.5
France ^{a/}	EUR	17.0	18.3	17.0	18.3	17.0	18.3	17.0	18.3
	USD	0.5	0.5	0.5	0.5	0.5	0.5	0.5	0.5
Germany	EUR	74.6	88.0	29.6	34.1	36.6	42.4	29.6	34.1
Ireland ^{a/}	EUR	27.9	35.0	27.9	35.0	27.9	35.0	27.9	35.0
	USD	0.3	0.3	0.3	0.3	0.3	0.3	0.3	0.3
Italy	EUR	10.5	12.1	10.5	12.1	10.5	12.1	10.5	12.1
Japan	USD	16.2	16.2	16.2	16.2	16.2	16.2	16.2	16.2
Korea	USD	5.0	5.0	2.8	2.8	5.0	5.0	2.1	2.1
Luxembourg ^{a/}	EUR	0.6	0.7	0.6	0.7	0.6	0.7	0.6	0.7
	USD	0.4	0.4	0.4	0.4	0.4	0.4	0.4	0.4
Netherlands	EUR	120.0	157.5	120.0	157.5	120.0	157.5	120.0	157.5
Norway	NOK	2,402.4	327.5	2,402.4	327.5	2,380.0	325.0	1,790.0	250.9
US (Rockefeller)	USD	0.4	0.4	0.4	0.4	0.4	0.4	0.4	0.4
Romania	EUR	0.1	0.1	0.1	0.1	0.1	0.1	0.1	0.1
Spain ^{a/}	EUR	20.0	26.8	20.0	26.8	20.0	26.8	20.0	26.8
	USD	0.1	0.1	0.1	0.1	0.1	0.1	0.1	0.1
Stichting Benevolentia	USD	2.5	2.5	0.9	0.9	2.5	2.5	0.9	0.9
Sweden	SEK	1,817.0	227.2	1,517.0	190.6	1,649.0	207.5	1,349.0	170.7
Switzerland	CHF	74.5	77.2	44.5	46.5	34.5	36.4	34.5	36.4
UAE (Dubai Cares)	USD	1.0	1.0	1.0	1.0	1.0	1.0	1.0	1.0
United Kingdom ^{a/}	GBP	479.6	701.7	452.6	665.2	429.6	635.5	375.6	563.2
	USD	0.9	0.9	0.9	0.9	0.9	0.9	0.9	0.9
United States	USD	195.0	195.0	195.0	195.0	195.0	195.0	195.0	195.0
Total			2,968.2		2,691.2		2,728.5		2,426.7

^{a/}Contribution made in two currencies. The USD contribution represents the pro-rata share which was transferred from the Education Program Development Fund (EPDF).
^{b/}Represents (1) the actual US dollar value of paid-in cash contributions and (2) December 31, 2017 value of amount pending receipt.
^{c/}Represents (1) the actual US dollar value of paid-in cash contributions and (2) September 30, 2017 value of amount pending receipt.

- As of December 31, 2017, the Trustee had entered into Contribution Agreements or Arrangements with 26 Contributors for a total amount of USD eq. 2,968.2 million, an increase of USD eq. 239.7 million since September 30, 2017. The contributors which accounted for the increase were: Denmark (DKK 71.8 million), European Commission (EUR 45 million), Germany (EUR 38 million), Norway (NOK 22.4 million), Sweden (SEK 168 million), Switzerland (CHF 40 million) and United Kingdom (GBP 50 million).
- The Trustee received a total of USD 2,691.2 million in cash from these Contributors, an increase of USD eq. 264.4 million since September 30, 2017. The increase was due to the contributions received from Australia (AUD 15 million), Belgium (EUR 6.5 million), Denmark (DKK 60 million), European Commission (EUR 22.5 million), Korea (USD 0.7 million), Norway (NOK 612.4 million), Sweden (SEK 168 million), Switzerland (CHF 10 million) and United Kingdom (GBP 77 million).
- Contributions receivable from the signed Contribution Agreements or Arrangements amounts to USD eq. 277.7 million on the basis of exchange rates as of December 31, 2017.

³ Totals in the table may not add up due to rounding.

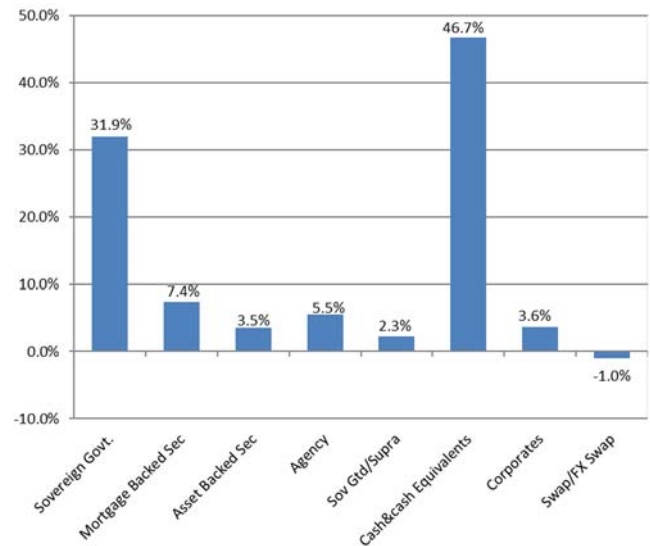
3. Asset Mix and Investment Income

ASSET MIX

Funds held in trust by the World Bank (as the Trustee) are maintained in a commingled investment portfolio (the “Pool”) for all trust funds administered by the World Bank.

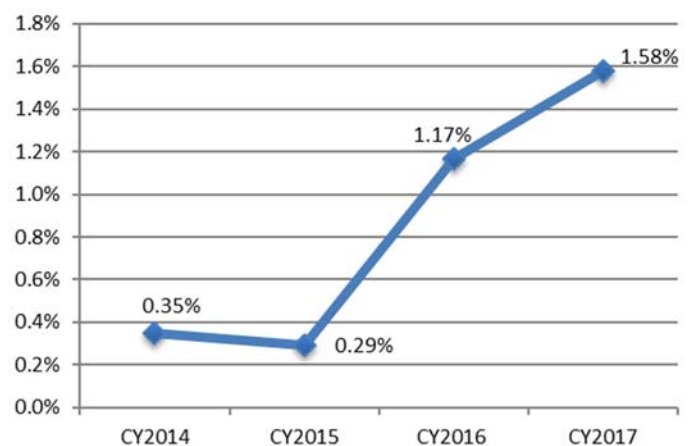
On July 1, 2015, the World Bank formally adopted the Conditional Value-at-Risk (CVaR) measure as the risk constraint in the management of trust funds. Funds are managed such that the expected maximum loss, as measured by the CVaR, at the portfolio’s investment horizon, is not to exceed 1% with 99% confidence.

The negative position in swaps is primarily due to changes in foreign currency exchange (FX) rates in cross currency basis swaps. Such swap instruments are used to implement currency hedges on bond positions within the portfolio. These hedges remain in place.



INVESTMENT INCOME

The GPEF funds are invested in a short and medium horizon portfolio of the World Bank’s trust fund investment pool. This portfolio comprises investments in government bonds and money markets with an investment horizon of up to three years. The GPEF Trust Fund liquid portfolio (which totaled approximately USD 367.4 million at end-December 2017) has returned 1.58% through the calendar year to December 31, 2017 and earned approximately USD 25.2 million in investment income since inception.



*non-annualized



4. Cumulative Funding Decisions⁴

In USD millions

Activity	Agent	As of December 31, 2017			As of September 30, 2017		
		Approved	Committed	Balance	Approved	Committed	Balance
Global and Regional Activities	AFD	2.3	2.3	-	2.3	2.3	-
	IBRD	8.4	8.4	-	8.4	8.4	-
	UNESCO	9.1	9.1	-	9.1	9.1	-
	UNICEF	4.6	4.6	-	4.6	4.6	-
	Sub-total	24.3	24.3	-	24.4	24.4	-
Education Plan Development Grant	ADB	0.6	0.64	-	0.6	0.6	-
	IBRD	4.7	4.71	-	4.7	4.7	-
	DFID	1.3	1.27	-	0.8	0.8	-
	SCFUK	0.5	0.48	-	0.5	0.5	-
	SDC	0.4	0.43	-	0.4	0.4	-
	SIDA	0.2	0.19	-	0.2	0.2	-
	UNESCO	1.5	1.48	-	1.5	1.5	-
	UNICEF	8.5	8.48	-	8.5	8.5	-
	Sub-total	17.7	17.7	-	17.2	17.2	-
Program Development Grant	AFD	0.3	0.3	-	0.0	0.0	-
	CARE	0.4	0.4	-	-	-	-
	IBRD	5.5	5.5	-	5.0	5.0	-
	SCFI	0.2	0.2	-	0.2	0.2	-
	SIDA	0.1	0.1	-	-	-	-
	UNESCO	0.2	0.2	-	0.2	0.2	-
	UNICEF	0.9	0.9	-	0.9	0.9	-
	Sub-total	7.5	7.5	-	6.2	6.2	-
Program Implementation Grant	AFD	78.2	78.2	-	78.2	78.2	-
	Belgium	32.8	32.8	-	32.8	32.8	-
	DFID	60.4	44.0	16.4	60.4	38.9	21.5
	IBRD	1,837.9	1,555.2	282.7	1,837.9	1,555.2	282.7
	SCFI	1.9	1.5	0.4	1.9	1.5	0.4
	SIDA	100.0	100.0	0.0	100.0	84.0	16.0
	UNESCO	7.1	7.1	-	7.1	7.1	-
	UNICEF	311.2	269.7	41.6	305.6	269.7	36.0
	Sub-total	2,429.5	2,088.4	341.1	2,423.9	2,067.4	356.5
Civil Society Education Fund	GCE	28.8	21.0	7.8	28.8	17.0	11.7
	UNESCO	19.5	19.5	-	19.5	19.5	-
	Sub-total	48.3	40.5	7.8	48.3	36.5	11.7
Supervision Allocation	AFD	0.3	0.3	-	0.3	0.3	-
	Belgium	0.5	0.5	-	0.5	0.5	-
	DFID	0.9	0.9	-	0.9	0.9	-
	IBRD	22.1	21.9	0.2	21.7	21.3	0.4
	SIDA	0.8	0.8	-	0.8	0.8	-
	UNESCO	0.6	0.6	-	0.6	0.6	-
	UNICEF	1.8	1.8	-	1.8	1.8	-
	Sub-total	27.1	26.9	0.2	26.6	26.2	0.4
Agency Fee	ADB	0.0	0.0	-	0.0	0.0	-
	AFD	1.8	1.8	-	1.8	1.8	-
	Belgium	0.9	0.9	-	0.9	0.9	-
	CARE	0.0	0.0	-	-	-	-
	SCFI	0.1	0.1	-	0.1	0.1	-
	SCFUK	0.0	0.0	-	0.0	0.0	-
	UNESCO	2.7	2.7	0.0	2.7	2.7	-
	UNICEF	22.6	20.9	1.7	22.6	20.9	1.7
	IBRD	32.5	32.5	-	32.7	32.5	0.1
	Sub-total	60.8	59.06	1.7	60.8	59.0	1.8
Administrative Budgets	Secretariat	134.5	134.5	-	134.5	134.5	-
	Trustee	3.2	3.2	-	3.2	3.2	-
	Sub-total	137.8	137.8	-	137.8	137.8	-
Assessment for Learning	UNESCO	0.6	0.3	0.3	134.5	134.5	-
	Sub-total	0.6	0.3	0.3	-	-	-
	TOTAL	2,753.5	2,402.5	351.1	2,745.2	2,374.7	370.5

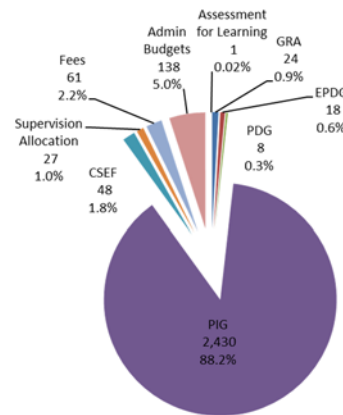
⁴ Sub totals in the table may not add up due to rounding.

SNAPSHOT OF FUNDING DECISION

In USD millions

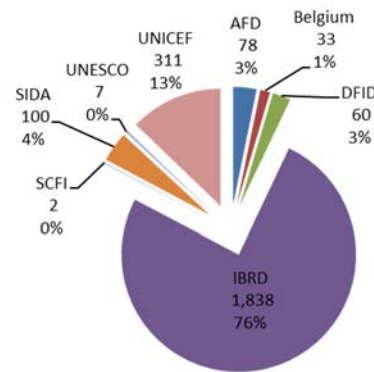
Funding Decisions by Activity

The cumulative funding decisions made by the GPE Board up to December 31, 2017 amount to USD 2,753.5 million. 88.2% of the cumulative funding decisions went to Program Implementation Grants, 1.8% to Civil Society Education Fund, 2.2% to Agency Fees, 5.0% to Administrative Budget, 1% to Supervision Allocations, and less than 1% each to Education Plan Development Grants, Global and Regional Activities, Program Development Grants and Assessment for Learning.



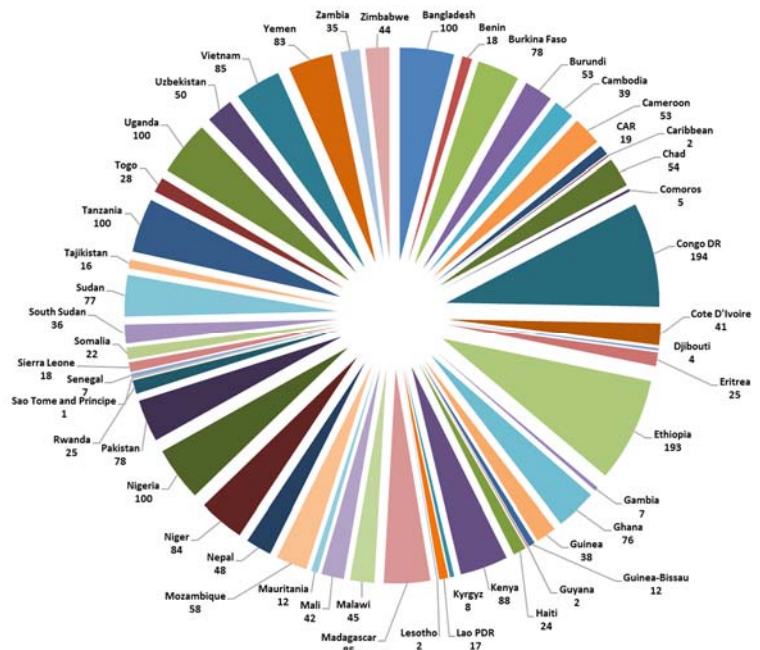
Funding Decisions by Agent (Program Implementation Grant)

The pie chart shows the breakdown of the cumulative program implementation grant approvals by Grant Agent.



Funding Decisions by Country (Program Implementation Grant)

The pie chart shows the breakdown of the cumulative program implementation grant approvals by country.



5. Funds Available⁵

In USD millions

	As of December 31, 2017	As of September 30, 2017	Changes since last report
	(a)	(b)	(a) - (b)
<u>1. Cumulative Receipts</u>	2,716.4	2,449.8	266.7
a. Cash Contributions from Contributors	2,691.2	2,426.7	264.4
b. Investment Income earned on undisbursed balances	25.2	23.0	2.2
<u>2. Cumulative Cash Transfer</u>	2,349.0	2,197.2	151.9
a. Projects	2,139.7	1,988.6	151.1
b. Supervision Allocation	26.0	26.0	-
c. Agency Fees	58.6	58.2	0.3
d. Administrative Budgets	124.8	124.3	0.4
<u>3. Funds held in Trust (3 = 1 - 2)</u>	367.4	252.6	114.8
<u>4. Financial Reserve</u>	-	-	-
<u>5. Funds held in Trust with no Restrictions (5 = 3 - 4)</u>	367.4	252.6	114.8
<u>6. Committed Funding pending Cash Transfer</u>	53.4	177.6	(124.1)
a. Projects	39.0	163.1	(124.1)
b. Supervision Allocation	0.9	0.2	0.7
c. Agency Fees	0.5	0.8	(0.3)
d. Administrative Budgets	13.0	13.5	(0.4)
<u>7. Funds available for Commitment (7 = 5 - 6)</u>	<u>313.9</u>	<u>75.0</u>	<u>238.9</u>

- **Funds Held in Trust** represent cumulative receipts less cumulative cash transfers, and amount to USD 367.4 million as of December 31, 2017, an increase of USD 114.8 million since September 30, 2017.
- **Funds available for Trustee's Commitment** amounted to USD 313.9 million as of December 31, 2017, an increase of USD 238.9 million.
- The table does not take into account contributions receivable from the signed Contribution Agreements/Arrangements.

⁵ Totals in table may not add up due to rounding.