



Haiti Reconstruction Fund

Financial Report

Prepared by the Trustee

As of March 31, 2017



Table of Contents

Table of Contents

| | |
|--|----|
| Introduction | 3 |
| HRF Trust Fund Financial Summary as of March 31, 2017 | 4 |
| 1. HRF Trust Fund Summary – Inception through March 31, 2017 | 5 |
| 2. Contributions | 6 |
| 3. Asset Mix and Investment Income..... | 7 |
| 4. Cumulative Funding Decisions | 8 |
| 5. Funds Available | 9 |
| 6. Partner Entity Disbursements..... | 10 |
| Annex I - Cumulative Funding Decisions Details | 11 |
| Annex II – Partner Entity Disbursement Details..... | 12 |



Introduction

The Haiti Reconstruction Fund (HRF) is a partnership between the international community and the Government of Haiti to help finance post-earthquake reconstruction. The Latin America and Caribbean Region of the World Bank acts as the HRF Secretariat; and the Development Finance Vice-Presidency acts as the Trustee for a Financial Intermediary Fund (FIF) in support of the HRF. The HRF mobilizes, coordinates and allocates contributions from bilateral and other donors to finance high-priority projects, programs and budget support. Proponents partner with the Inter-American Development Bank (IDB), the United Nations (UN) or the World Bank (WB and IFC) to ensure that international standards for quality, good governance and financial management are met.

The Trustee provides administrative and financial services to the HRF Steering Committee and donors, by receiving contributions from donors to the FIF, investing liquid assets pending cash transfer, and transferring funds to the HRF Partner Entities. Working closely with the HRF Secretariat, the Trustee also records funding decisions made by the Steering Committee.

The Trustee periodically provides to the Donors and the Steering Committee reports on the financial status of the Trust Fund.¹ The information contained in this report is prepared based on financial information as of March 31, 2017.

¹ The Trustee's financial status reports are publicly available at: www.worldbank.org/fiftrustee



HRF Trust Fund Financial Summary as of March 31, 2017

Pledges and Contributions:

As of March 31, 2017, 19 donors had pledged and signed Administration Agreements or arrangements amounting to USD eq. 411.40 million. The Trustee has received USD 401.40 million in cash to date from these donors.

Investment Income:

As of March 31, 2017, the HRF Trust Fund had earned investment income of approximately USD 2.29 million on the undisbursed balances in the Trust Fund. The HRF Trust Fund liquid portfolio returned 1.36%² in 2017. The HRF Trust Fund balance is allocated to a highly liquid short term investment portfolio.

In addition, the investment income received from the partner entities UNDP and IDB is USD 1.00 million.

Funding Approvals:

The cumulative funding decisions made by the HRF Steering Committee through March 31, 2017 totaled USD 383.02 million. Of the total amount approved, USD 366.32 million represents project³ approvals, and USD 16.70 million is for the partner entity fees and admin budget. Of the project approval amount, USD 366.32 million has been committed and transferred by the Trustee to the respective Partner Entities based on the approval of their complete project documents. A total of USD 20 million has been set aside in a financial reserve for future project approvals.

Cash Transfers:

Based on HRF Steering Committee funding decisions, the Trustee has transferred a total of USD 383.02 million up to March 31, 2017, including USD 366.32 million for projects and USD 11.42 million for Partner Entity fees.

Funds Held in Trust and Funds Available for HRF Steering Committee Funding Decisions

Funds Held in Trust⁴ reflect contributions paid-in from donors, investment income and cash transfers. Funds Held in Trust as of March 31, 2017 amounted to USD 21.67 million, of which USD 20 million has been set aside in a financial reserve for future project approvals.

Partner Entity Disbursements⁵:

As of March 31, 2017, the UN has been allocated USD 147.58 million, of which USD 126.42 million has been disbursed; the IDB has been allocated USD 97.58 million, of which USD 45.77 million has been disbursed; and the World Bank has been allocated USD 132.58 million, of which USD 131.97 million has been disbursed.

Funds available to support new HRF Steering Committee funding decisions amounted to USD 1.67 million as of March 31, 2017.

² Annualized rate of return up to March 31, 2017.

³ "Project" refers to all types of HRF funding, including project budget support.

⁴ Funds Held in Trust represents balance of cash, investments and unencashed promissory notes (if any) as of the reporting date.

⁵ Disbursed amounts are based on the partner entity's information as of March 31, 2017.



1. HRF Trust Fund Summary – Inception through March 31, 2017

In USD millions

| | Total | % of Total |
|---|---------------|---------------|
| <u>Donor Pledges and Contributions</u> | | |
| Contributions | 411.40 | 100.0% |
| Pledges | - | 0.0% |
| Total Pledges and Contributions | 411.40 | 100.0% |

| | | |
|--|---------------|---------------|
| <u>Cumulative Resources</u> | | |
| <u>Resources received</u> | | |
| Cash Receipts | 401.40 | 96.8% |
| Investment Income earned | a/ 3.29 | 0.8% |
| Total Resources Received | 404.69 | 97.6% |
| <u>Resources not yet received</u> | | |
| Contributions not yet paid | 10.00 | 2.4% |
| Total resources not yet received | 10.00 | 2.4% |
| Total Potential Resources (A) (in USD millions) | 414.69 | 100.0% |

| | | |
|---|---------------|---------------|
| <u>Cumulative Funding Decisions</u> | | |
| Projects | 366.32 | 95.6% |
| Fees | 11.42 | 3.0% |
| Administrative Budgets | 5.28 | 1.4% |
| Total Funding Decisions Net of Cancellations (B) | 383.02 | 100.0% |
| Total Potential Resources Net of Funding Decisions (A) - (B) | 31.67 | |
| Financial Reserve | 20.00 | |
| Total Potential Resources Net of Funding Decisions and Financial Reserve | 11.67 | |

| | | |
|--|-------------|--|
| <u>Funds Available</u> | | |
| Funds Held in Trust with no restrictions | 1.67 | |
| Approved Amounts Pending Cash Transfers | - | |
| Total Funds Available to Support HRF Steering Committee Decisions | 1.67 | |

a/ includes USD 1 million investment income received from UNDP and IDB

NB: sub-totals may not add up accurately due to rounding errors



2. Contributions

In USD millions

| Table 1: Status of Contributions | | | | | |
|---|----------------------------------|--------------------------------|----------------|--------------------------|---------------|
| Updated as of March 31, 2017 (in millions) | | | | | |
| Donor | Effective Contribution | | | Receipts | |
| | Contribution Currency | Agreed Contribution | | Received | |
| | | Amount a/ USD eq. | USD eq. | Amount b/ USD | USD |
| Australia | AUD | 10.00 | 8.56 | 10.00 | 8.56 |
| Brazil | USD | 55.00 | 55.00 | 55.00 | 55.00 |
| Canada | CAD | 46.30 | 45.50 | 46.30 | 45.50 |
| Colombia | USD | 4.00 | 4.00 | 4.00 | 4.00 |
| Cyprus | USD | 0.10 | 0.10 | 0.10 | 0.10 |
| Estonia | USD | 0.05 | 0.05 | 0.05 | 0.05 |
| Finland | EUR | 1.40 | 1.84 | 1.40 | 1.84 |
| France | EUR | 24.82 | 32.28 | 24.82 | 32.28 |
| Ireland | EUR | 1.00 | 1.33 | 1.00 | 1.33 |
| Japan | USD | 30.00 | 30.00 | 30.00 | 30.00 |
| Latvia | LVL | 0.03 | 0.06 | 0.03 | 0.06 |
| Nigeria | USD | 5.00 | 5.00 | 5.00 | 5.00 |
| Norway | NOK | 274.00 | 44.27 | 274.00 | 44.27 |
| Oman | USD | 5.00 | 5.00 | 5.00 | 5.00 |
| State and Peace Building Fund | USD | 2.00 | 2.00 | 2.00 | 2.00 |
| Spain | USD | 30.00 | 30.00 | 20.00 | 20.00 |
| Sweden | SEK | 25.00 | 3.75 | 25.00 | 3.75 |
| Thailand | USD | 2.30 | 2.30 | 2.30 | 2.30 |
| United States | USD | 140.35 | 140.35 | 140.35 | 140.35 |
| Total USD equivalent | | | 411.40 | | 401.40 |

a/ per countersigned Administration Agreements or arrangements in currencies
b/ in currencies of contribution
NB: sub-totals may not add up accurately due to rounding errors

The above table shows the total contributions to the HRF, defined as those for which Administration Agreements or arrangements have been signed by donors and the Trustee. As of March 31, 2017, the Trustee had entered into Administration Agreements/Administration Arrangements with 19 donors for a total of USD eq. 411.40 million and received USD 401.4 million in cash to date from these donors. Receipts of USD 10 million are pending from Spain.



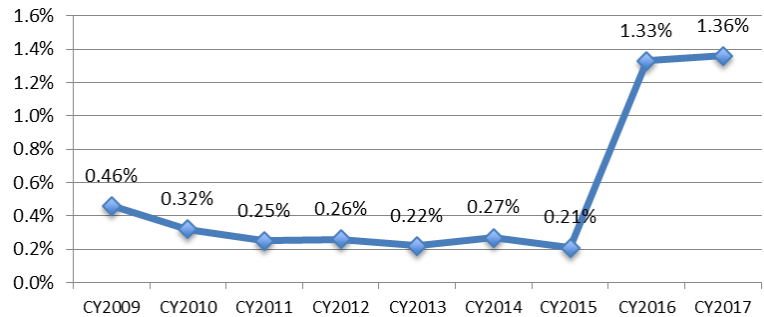
3. Asset Mix and Investment Income

ASSET MIX

Funds held in trust by the World Bank (as the Trustee) are maintained in a commingled investment portfolio (the “Pool”) for all trust funds administered by the World Bank. On July 1, 2015, the World Bank formally adopted the Conditional Value-at-Risk (CVaR) measure as the risk constraint in the management of trust funds. Funds are managed such that the expected maximum loss, as measured by the CVaR, at the portfolio’s investment horizon, is not to exceed 1% with 99% confidence.

INVESTMENT RETURNS

The HRF funds are invested in cash portfolio of the World Bank’s Trust Fund investment pool. This portfolio comprises bank deposits and investments in money market instruments with an investment horizon of less than 3 months. The HRF Trust Fund liquid portfolio (which totaled approximately USD 21.67 million at March 31, 2017) earned USD 2.29 million in investment income since inception. In addition, the investment income of USD 1.00 million received from the partner entities UNDP and IDB.





4. Cumulative Funding Decisions

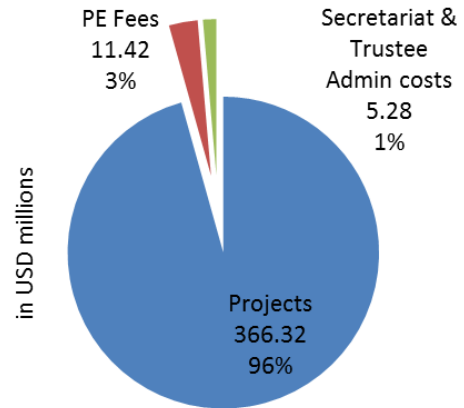
In USD millions

SNAPSHOT OF FUNDING DECISIONS:

The cumulative funding decisions made by the HRF Steering Committee up to March 31, 2017 amount to USD 383.02 million (see Annex I).

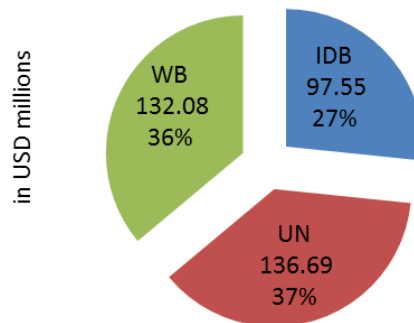
FUNDING DECISIONS BY ACTIVITY

Since inception to March 31, 2017 funding approvals made by the HRF Steering Committee totaled USD 383.02 million. Projects represent about 96%, fees for Partner Entities 3%, and administrative budgets for the Secretariat and the Trustee 1%.



PROJECT FUNDING DECISIONS BY PARTNER ENTITY

Of the total USD 366.32 million of approved projects to date, 36.1 % has been committed to the World Bank as Partner Entity, 37.3 % to the UN, and 26.6 % to the IDB.





5. Funds Available

In USD millions

| | As of March 31, 2017 (a) | As of December 31, 2016 (a) | Changes since last report (c) = (a) - (b) |
|---|-----------------------------|--------------------------------|--|
| 1. Cumulative Receipts | 404.69 | 404.63 | 0.05 |
| a. Cash receipts from Donors | 401.40 | 401.40 | - |
| b. Investment Income earned on undisbursed balances of HRF Funds | 3.29 b/ | 3.24 b/ | 0.05 |
| 2. Cumulative Cash Transfer | 383.02 | 383.02 | 0.00 |
| a. Projects | 366.32 | 366.32 | - |
| b. Partner Entity Fees | 11.42 | 11.42 | - |
| c. Administrative Budget | 5.28 | 5.28 | - |
| 3. Funds held in Trust (3 = 1 - 2) | <u>21.67</u> | <u>21.62</u> | 0.05 |
| 4. Financial Reserve a/ | 20.00 | 20.00 | 0.00 |
| 5. Funds held in Trust with no Restrictions (5 = 3 - 4) | <u>1.67</u> | <u>1.62</u> | 0.05 |
| 6. Funding Decisions pending Cash Transfer | 0.00 | 0.00 | 0.00 |
| a. Projects | - | - | - |
| b. Partner Entity Fees | - | - | - |
| c. Administrative Budget | - | - | - |
| 7. Funds available to support HRF Steering Committee Funding Decisions (7 = 5 - 6) | <u><u>1.67</u></u> | <u><u>1.62</u></u> | <u>0.05</u> |

a/ Reflects the HRF Steering Committee's decision to reserve resources for future funding decisions.

b/ Includes USD 1 million investment income received from UNDP and IDB

NB: sub-totals may not add up accurately due to rounding errors

Highlights for the period October 1, 2016 through March 31, 2017:

- **Funds Held in Trust** represents cumulative receipts less cumulative cash transfers, and amounted to USD 21.67 million as of March 31, 2017. Funds Held in Trust increased by USD 0.05 million due to the increase in investment income.
- **Financial Reserve** is USD 20 million reflecting the HRF Steering Committee's decision to reserve resources for future funding decisions.
- **Funding Availability** is USD 1.67 million as of March 31, 2017.

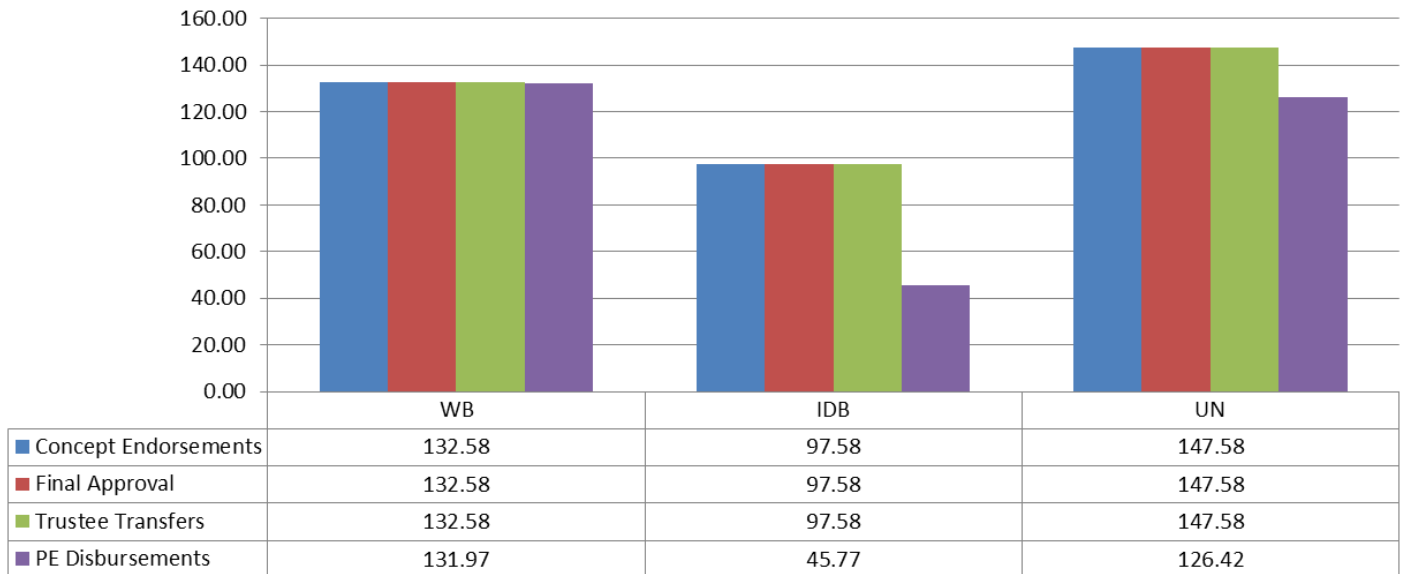


6. Partner Entity Disbursements⁶

PARTNER ENTITY DISBURSEMENT SUMMARY FOR PROJECTS AND ASSOCIATED FEES

As of March 31, 2017, the HRF Steering Committee has endorsed Concept Notes for 30 projects and approved final project proposals for all these projects. The Trustee has transferred funds totaling USD 377.74 million in respect of these approved projects and associated fees to the Partner Entities, upon receipt of cash transfer requests from the Partner Entities. The figure below shows the funding decisions and disbursements by Partner Entity, and the figure in Annex II details project-by-project disbursement status. The total disbursements by the Partner Entities are USD 304.16 million. As of March 31, 2017, the UN has been allocated USD 147.58 million, of which USD 126.42 million has been disbursed; the IDB has been allocated USD 97.58 million, of which USD 45.77 million has been disbursed; and the World Bank has been allocated USD 132.58 million, of which USD 131.97 million has been disbursed.

(in USD millions)



⁶ This section is based on the information provided by the Partner Entities as of March 31, 2017.



Annex I - Cumulative Funding Decisions Details

In USD million

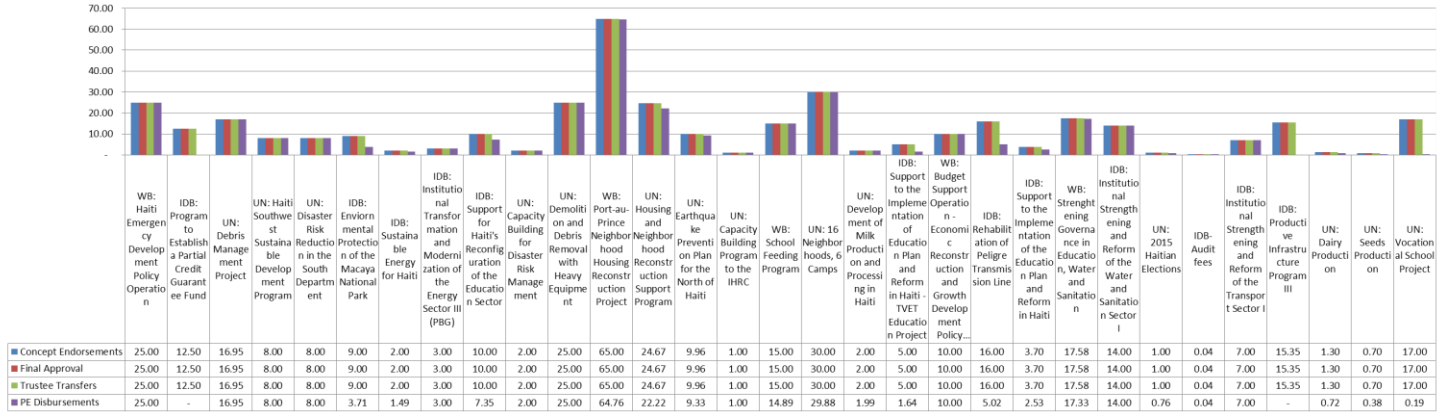
| Haiti Reconstruction Fund | | | | |
|--|--|---|---------------|---------------|
| Table 3: Cumulative Funding Decisions | | | | |
| Updated as of March 31, 2017 | | | | |
| (in millions) | | | | |
| Activity | Title | Partner Entity | | |
| Projects | Haiti Emergency Development Policy Operation - Budget Support | WB | 25.00 | |
| | Debris Management Project | UN | 15.68 | |
| | Program to Establish a Partial Credit Guarantee Fund | IDB | 12.50 | |
| | Disaster Risk Reduction in the South Department | UN | 7.40 | |
| | Port-au-Prince Neighborhood Housing Reconstruction Project | WB | 65.00 | |
| | Capacity Building for Disaster Risk Management | UN | 1.89 | |
| | Haiti Southwest Sustainable Development Program | UN | 7.40 | |
| | Environmental Protection of the Macaya National Park a/ | IDB | 9.00 | |
| | Sustainable Energy for Haiti a/ | IDB | 2.00 | |
| | a/ | IDB | 3.00 | |
| | Capacity Building Program to the IHRC | UN | 0.93 | |
| | Demolition and Debris Removal with Heavy Equipment | UN | 23.13 | |
| | Reconstruction of the Education Sector | IDB | 10.00 | |
| | Earthquake Prevention Plan for the North of Haiti | UN | 9.22 | |
| | Housing and Neighborhood Reconstruction Support Program | UN | 22.83 | |
| | 16 Neighborhoods, 6 Camps | UN | 27.76 | |
| | TVET Education Project | IDB | 5.00 | |
| | Development of Milk Production and Processing in Haiti | UN | 1.85 | |
| | Budget Support Operation - Economic Reconstruction and Growth Development Policy Grant (Cofinancing) | WB | 10.00 | |
| | Support to the Implementation of the Education Plan and Reform in Haiti | IDB | 3.70 | |
| | School Feeding Program b/ | WB | 14.75 | |
| | Budget Support Operation - Water and Sanitation | IDB | 14.00 | |
| | Budget Support Operation - Transport | IDB | 7.00 | |
| | Budget Support Operation - Education, and Water and Sanitation sectors | WB | 17.33 | |
| | Péligre-Port-au-Prince Transmission Line project | IDB | 16.00 | |
| | 2015 Haitian Elections | UN | 1.00 | |
| | Productive Infrastructure Program III | IDB | 15.35 | |
| | Seeds Production | UN | 0.65 | |
| | Dairy Production | UN | 1.20 | |
| | Vocational School Project | UN | 15.77 | |
| | | Sub-total | | 366.32 |
| | Fees | Debris Management Project | UN | 1.27 |
| | | Disaster Risk Reduction in the South Department | UN | 0.60 |
| Capacity Building for Disaster Risk Management | | UN | 0.11 | |
| Haiti Southwest Sustainable Development Program | | UN | 0.60 | |
| Capacity Building Program to the IHRC | | UN | 0.07 | |
| Demolition and Debris Removal with Heavy Equipment | | UN | 1.87 | |
| Earthquake Prevention Plan for the North of Haiti | | UN | 0.74 | |
| Housing and Neighborhood Reconstruction Support Program | | UN | 1.84 | |
| 16 Neighborhoods, 6 Camps | | UN | 2.24 | |
| Development of Milk Production and Processing in Haiti | | UN | 0.15 | |
| Audit fee | | IDB | 0.02 | |
| Fee-School Feeding Program b/ | | WB | 0.25 | |
| Budget Support Operation - Education, and Water and Sanitation sectors - Fee | | WB | 0.25 | |
| Seeds Production | | UN | 0.05 | |
| Dairy Production | | UN | 0.10 | |
| Audit Fee for IADB for FY16 | | IDB | 0.02 | |
| Vocational School Project - Fees | UN | 1.23 | | |
| | Sub-total | | 11.42 | |
| Administrative Budgets | FY11 Secretariat | | 1.05 | |
| | FY11 Trustee | | 0.45 | |
| | FY12 Secretariat | | 0.88 | |
| | FY12 Trustee | | 0.16 | |
| | FY13 Secretariat | | 0.70 | |
| | FY13 Trustee | | 0.12 | |
| | FY14 Secretariat | | 0.78 | |
| | FY14 Trustee | | 0.12 | |
| | Evaluation study of the HRF first phase - UNIVERSALIA | | 0.18 | |
| | FY15 Secretariat | | 0.35 | |
| | FY15 Trustee | | 0.08 | |
| | FY16 Trustee | | 0.07 | |
| | FY16 Secretariat | | 0.26 | |
| FY17 Trustee | | 0.07 | | |
| | Sub-total | | 5.28 | |
| | Total | | 383.02 | |

a/ Original project title was Natural Disaster Mitigation in the South Department (USD 14 million).
b/ The Steering Committee agreed to shift the targeted budget support operation (USD 14.75 million for projects and 0.25 million for fees) to the School Feeding Program.
NB: sub-totals may not add up accurately due to rounding errors



Annex II – Partner Entity Disbursement Details ⁷

In USD millions



⁷ This section is based on the information provided by the Partner Entities as of March 31, 2017.