



HAITI RECONSTRUCTION FUND

Financial Report

As of June 30, 2011

July 12, 2011

I. Introduction

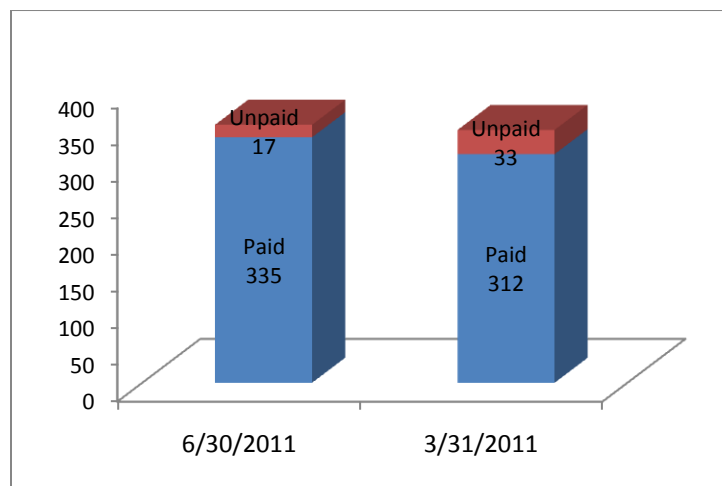
1. At the request of the Government of Haiti, the International Development Association (IDA) of the World Bank Group acts as Trustee for the Haiti Reconstruction Fund (HRF). The Trustee provides administrative and financial services to the HRF Steering Committee and donors, by receiving contributions from donors to the Trust Fund, investing liquid assets pending cash transfer, and transferring funds to the HRF Partner Entities. Working closely with the HRF Secretariat, the Trustee also records funding decisions made by the Steering Committee and produces financial status reports in advance of each Steering Committee meeting.¹

2. This report provides the HRF Steering Committee and donors to the HRF Trust Fund with financial status of the HRF. The following sections of the report provide detail on the status of contributions and receipts to the HRF (Section II); cumulative funding decisions made by the HRF Steering Committee (Section III); and funding currently available to support new approvals by the Steering Committee (Section IV). The status of disbursements made by the Partner Entities is contained in Annex 1.

II. Status of Contributions and Total Receipts

3. Table 1 shows the total contributions to the HRF, defined as those for which Administration Agreements or arrangements have been signed by donors and the Trustee. The table shows the amount of the contribution in the respective currency and in USD equivalent (“Effective Contribution”), and the amount of the contribution received to date by the Trustee (“Receipts”). As of June 30, 2011, the Trustee had entered into Administration Agreements or arrangements with 19 donors for a total of USD eq. 352 million. The Trustee has received USD 335 million in cash to date from these donors. Figure 1 shows the amount of signed Contribution Agreements or arrangements by payment status.

Figure 1: Contribution Agreements or Arrangements by Payment Status (USD million)



¹ The Trustee’s financial status reports are publicly available on the HRF website: www.haitireconstructionfund.org

4. In accordance with the HRF Governance Document, as at June 30, 2011, the voting members of the Steering Committee are the Government of Haiti and those donors with signed contribution agreements of USD eq. 30 million or more; i.e., Brazil, Canada, Japan, Norway, Spain and the United States.

Donor	Effective Contribution			Receipts	
	Contribution Currency	Agreed		Received Amount b/	USD
		Contribution Amount a/	USD eq.		
Australia	AUD	10.00	8.56	10.00	8.56
Brazil	USD	55.00	55.00	55.00	55.00
Canada	CAD	46.30	45.50	46.30	45.50
Colombia	USD	4.00	4.00	4.00	4.00
Cyprus	USD	0.10	0.10	0.10	0.10
Estonia	USD	0.05	0.05	0.05	0.05
Finland	EUR	0.70	0.92	0.70	0.92
France	EUR	5.00	6.86	5.00	6.86
Ireland	EUR	1.00	1.33	1.00	1.33
Japan	USD	30.00	30.00	30.00	30.00
Latvia	LVL	0.03	0.06	0.03	0.06
Norway	NOK	200.00	31.87	200.00	31.87
Nigeria	USD	5.00	5.00	5.00	5.00
Oman	USD	5.00	5.00	5.00	5.00
State and Peace Building Fund	USD	2.00	2.00	2.00	2.00
Spain	USD	30.00	30.00	13.00	13.00 c/
Sweden	SEK	25.00	3.75	25.00	3.75
Thailand	USD	2.30	2.30	2.30	2.30
United States	USD	120.00	120.00	120.00	120.00
Total USD equivalent			352.31		335.31

a/ per countersigned Administration Agreements or arrangements in currencies
b/ in currencies of contribution
c/ represents the first installment

III. Cumulative Funding Decisions

5. Table 2 presents the cumulative funding decisions by the Steering Committee, amounting to USD 240 million.

6. Of the total USD 240 million allocated, USD 230 million was allocated for fourteen Partner Entity projects (96%), USD 7 million was allocated in Partner Entity fees (3%), and USD 3 million was allocated to cover the Secretariat and the Trustee costs to provide their services to the HRF for the period of July 1, 2010 until June 30, 2012 (1%) (see Figure 2). Of the total USD 230 million of approved projects to date, 46 % has been allocated to the World Bank

as Partner Entity, 38 % to the UN, and 16 % to the IDB (see Figure 3). The average size of HRF projects is USD 16 million.

Table 2: Cumulative Funding Decisions

Updated as of June 30, 2011

(in millions)

Activity		<i>Partner Entity</i>	
Projects	<i>Title</i>		
	Haiti Emergency Development Policy Operation	WB	25.00
	Program to Establish a Partial Credit Guarantee Fund	IDB	12.50
	Debris Management Project	UN	15.68
	Haiti Southwest Sustainable Development Program	UN	7.40
	Disaster Risk Reduction in the South Department	UN	7.40
	Natural Disaster Mitigation in the South Department	IDB	14.00
	Reconstruction of the Education Sector	IDB	10.00
	Capacity Building for Disaster Risk Management	UN	1.89
	Demolition and Debris Removal with Heavy Equipment	UN	23.13
	Port-au-Prince Neighborhood Housing Reconstruction Project	WB	65.00
	Housing and Neighborhood Reconstruction Support Program a/	UN	22.83
	Earthquake Prevention Plan for the North of Haiti	UN	9.22
	Capacity Building Program to the IHRC	UN	0.93
	Targeted Budget Support Operation a/	WB	15.00
		Sub-total	229.97
Fees	Debris Management Project	UN	1.27
	Haiti Southwest Sustainable Development Program	UN	0.60
	Disaster Risk Reduction in the South Department	UN	0.60
	Capacity Building for Disaster Risk Management	UN	0.11
	Demolition and Debris Removal with Heavy Equipment	UN	1.87
	Housing and Neighborhood Reconstruction Support Program a/	UN	1.84
	Earthquake Prevention Plan for the North of Haiti	UN	0.74
	Capacity Building Program to the IHRC	UN	0.07
		Sub-total	7.11
Administrative Budgets	FY11 Secretariat		1.10
	FY11 Trustee		0.59
	FY12 Secretariat		1.00
	FY12 Trustee		0.30
		Sub-total	2.98
		Total	240.06

a/ The amounts have been set aside following approval by the HRF Steering Committee of the Project Concept Note and subject to the no-objection approval by the Steering Committee of the complete project document and the final approval of the IHRC thereafter.

Figure 2: Funding Decisions by Activity

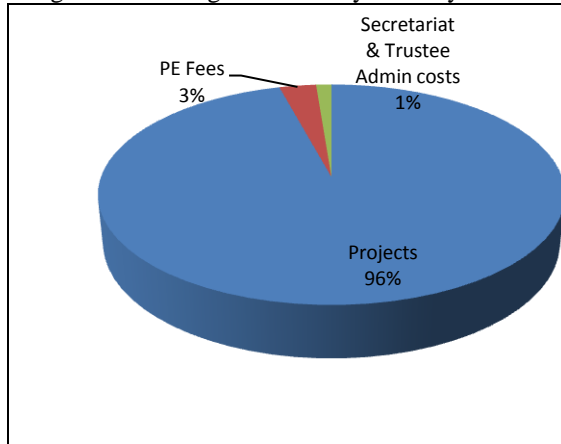
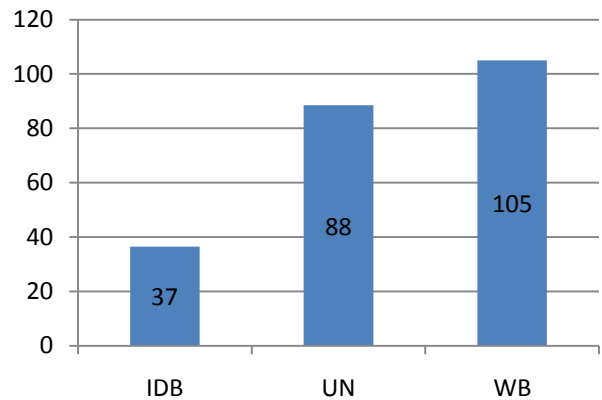


Figure 3: Project Funding Decisions by Partner Entity (\$mil)



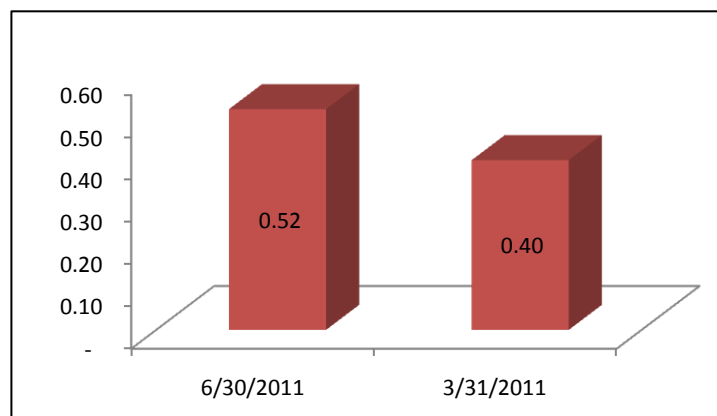
IV. Funding Availability

7. Table 3 presents funding available in the HRF, and refers to “Funds Held in Trust” with no restrictions, less cumulative funding decisions by the Steering Committee for which cash transfers are pending. As presented in Table 3, Funds Held in Trust amounted to USD 135 million, representing cumulative receipts and investment income (USD 335 million) less cash transfers since inception of the HRF (USD 200 million).

8. The amount in respect of HRF funding decisions that were pending transfer to Partner Entities amounted to USD 40 million. The funds set aside will be transferred to the Partner Entities upon their request.

9. Investment income earned on the liquid cash balance in the HRF from inception to June 30, 2011 amounted to approximately USD 0.52 million (0.37% of the average monthly HRF balance since inception). The Trust Fund balance is allocated to a liquid short term investment portfolio comprised almost exclusively of cash.

Figure 4: Investment Income (USD million)



10. The net funding availability in the HRF as of June 30, 2011 therefore amounted to USD 56 million.

Haiti Reconstruction Fund
Table 3: Schedule of Funds Available
 Updated as of June 30, 2011
 (in USD millions)

	<u>As of June 30, 2011</u>	<u>As of March 31, 2011</u>
<u>1. Cumulative Receipts</u>	335.84	312.71
a. Cash receipts from Donors	335.31	312.31
b. Investment Income earned on undisbursed balances of HRF Funds	0.52	0.40
<u>2. Cumulative Cash Transfer</u>	200.39	153.04
a. Projects	192.14	148.87
b. Partner Entity Fees	5.27	2.58
c. Administrative Budget	2.98	1.59
<u>3. Funds held in Trust (3 = 1 - 2)</u>	135.45	159.68
<u>4. Financial Reserve a/</u>	40.00	40.00
<u>5. Funds held in Trust with no Restrictions (5 = 3 - 4)</u>	95.45	119.68
<u>6. Funding Decisions pending Cash Transfer</u>	39.67	69.63
a. Projects	37.83	65.17
b. Partner Entity Fees	1.84	4.46
c. Administrative Budget	-	-
<u>7. Funds available to support HRF Steering Committee Funding Decisions (7 = 5 - 6)</u>	<u>55.78</u>	<u>50.05</u>

a/ Reflects the HRF Steering Committee's decision to reserve resources for future funding decisions

Figure 5: Funds Held in Trust (USD million)

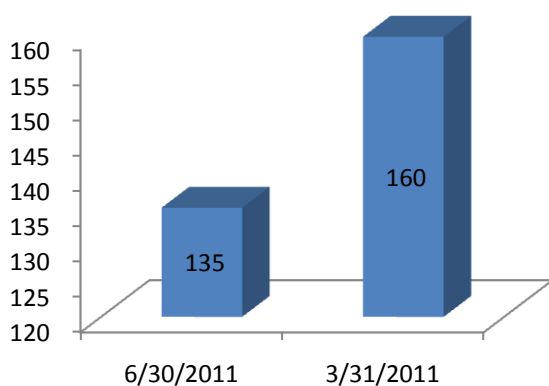
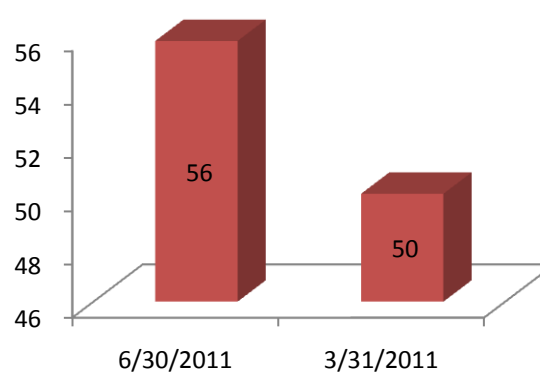


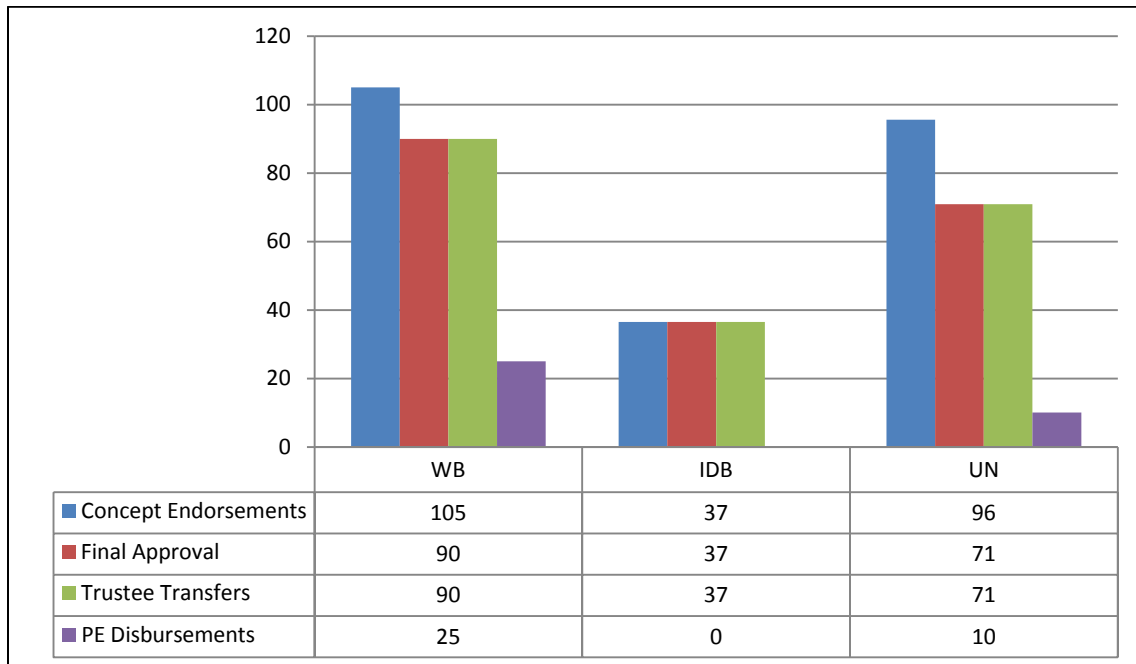
Figure 6: Funds Available (USD million)



Annex 1: Partner Entity Disbursements²

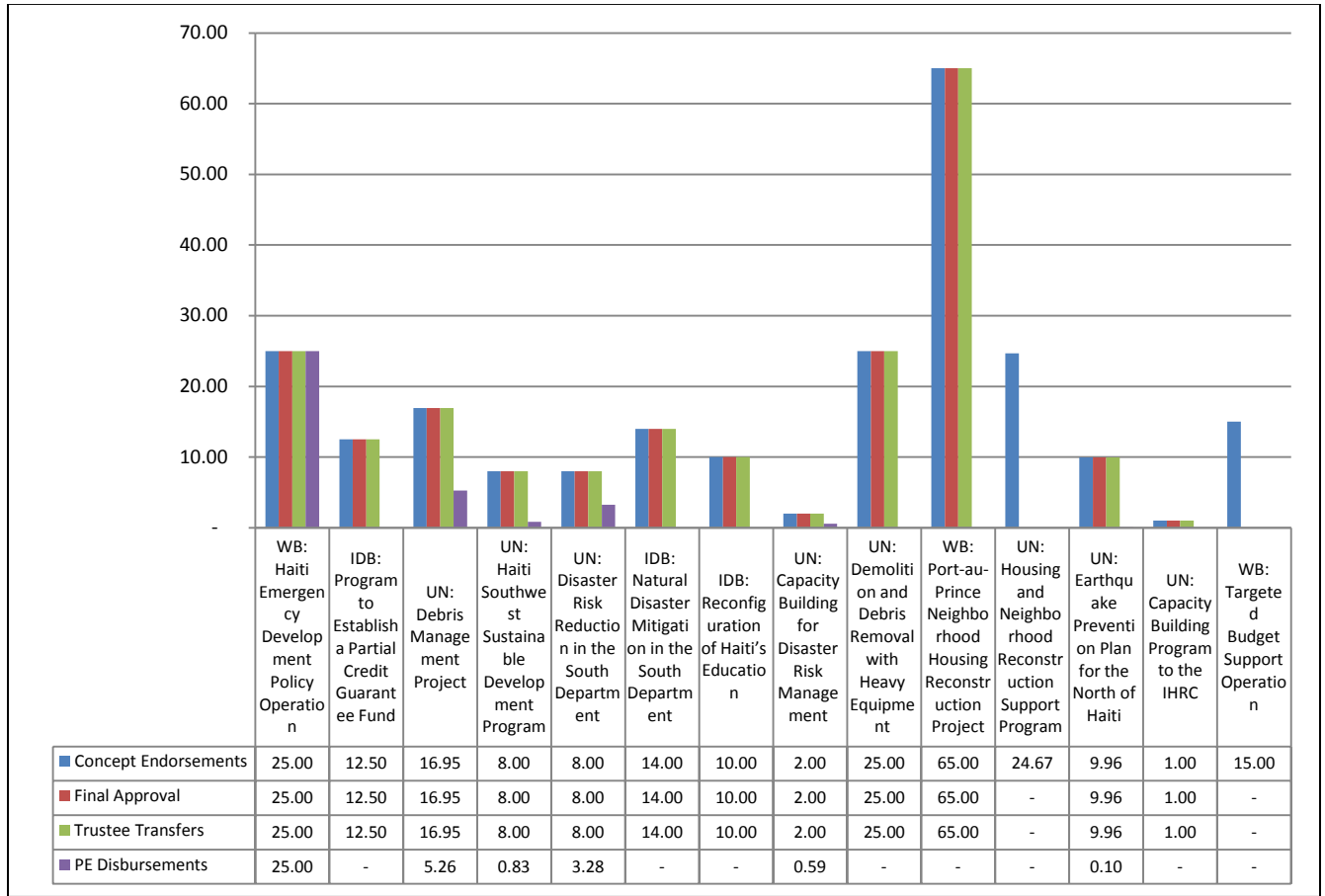
- As of June 30, 2011, the HRF Steering Committee has endorsed Concept Notes for fourteen projects. Twelve of these have also received final approval from the Steering Committee and the IHRC. The Trustee has transferred funds totaling USD 197 million in respect of these approved projects and associated fees to the Partner Entities, upon receipt of cash transfer requests from the Partner Entities. Figure 7 shows the funding decisions and disbursements by Partner Entity, and Figure 8 details project-by-project disbursement status.

Figure 7: Funding Decisions and Disbursements by Partner Entity (USD million)



² This section is based on the information provided by the Partner Entities.

Figure 8: Funding Decisions and the Status of Disbursements by Project (USD million)



2. Figure 9 presents the disbursement rate by Partner Entity. As of June 30, 2011, the UN has been allocated USD 71 million, of which USD 10 million has been disbursed; the IDB has been allocated USD 37 million, all of which is pending disbursement; and the World Bank has been allocated USD 90 million, of which USD 25 million has been disbursed. The disbursement rate is 14%, 0% and 28%, respectively.

Figure 9: Disbursement Rate by Partner Entity (%)

