

24th LDCF/SCCF Council Meeting
June 26, 2018
Da Nang, Vietnam

STATUS REPORT FOR THE LEAST DEVELOPED COUNTRIES FUND

(Financial Report prepared by the Trustee)



Least Developed Countries Fund (LDCF)

Financial Report

Prepared by the Trustee

As of March 31, 2018



Table of Contents

Introduction	3
LDCF Trust Fund Financial Summary as of March 31, 2018.....	4
1. LDCF Trust Fund Summary – Inception through March 31, 2018.....	5
2. Pledges and Contributions	6
3. Asset Mix and Investment Income.....	7
4. Cumulative Funding Decisions, Trustee Commitments and Cash Transfers.....	8
5. Funds Available	9
Annex I - Cumulative Funding Decisions Details by Activity and Agency as of March 31, 2018.....	10



Introduction

The information contained in this report is prepared based on financial information of the Least Developed Countries Fund as of March 31, 2018.

The LDCF was established following the decision of the Conference of the Parties to the United Nations Framework Convention on Climate Change (the “UNFCCC”) at its Seventh Session (“COP 7”) in November 2001 to invite the Global Environment Facility (“GEF”) to operate such a fund (Decision 7/CP.7 of the UNFCCC). At its May 15-17, 2002 biannual meeting, the GEF Council (the “Council”) approved the arrangements proposed for the establishment of such a fund and invited IBRD to act as its Trustee (GEF/C.19/6).

The report is produced by the Trustee in accordance with the Trustee’s role as set forth in the paper entitled Arrangements for the Establishment of the New Climate Change Funds (GEF/C.19/6) which states:

“[...] the World Bank would be responsible for the financial management of each fund, including: [...] (iv) the preparation of financial reports regarding the investment and use of the funds’ resources; and (v) regular reporting to the Council on the status of the funds’ resources.”

This report provides (i) a snapshot of the financial situation of the LDCF Trust Fund since its inception to March 31, 2018 and some of the recent developments from October 1, 2017 to March 31, 2018; (ii) the status of pledges and contributions, and (iii) the details of financial activities of the LDCF Trust Fund.



LDCF Trust Fund Financial Summary as of March 31, 2018

Pledges and Contributions:

As of March 31, 2018, 25 donors pledged and signed Contribution Agreements amounting to USDeq. 1,329.04 million. The Trustee has received USDeq. 1,270.51 million in cash to date from these donors.

Investment Income:

As of March 31, 2018, the LDCF Trust Fund earned investment income of approximately USD 42.22 million on the undisbursed balance of the Trust Fund and USD 0.47 million as investment income from external agencies. The LDCF Trust Fund liquid portfolio has returned 0.20%¹ through the calendar year to March 31, 2018.

Funding Approvals and Trustee Commitments:

As of March 31, 2018, cumulative funding decisions by the Council and the CEO amounted to USD 1,217.04 million. Of the cumulative amount approved, USD 1,099.26 million was for projects and project preparation activities, USD 105.83 million was for fees, and USD 11.95 million was for administrative expenses and corporate activities of the LDCF.

Funding approved by the Council and the CEO is committed by the Trustee and transferred following established procedures for all financial transactions as agreed between the Trustee and the Agencies. The Trustee has committed a total amount of USD 1,015 million, of which USD 908.02 million relates to projects and project preparation activities, USD 95.02 million to fees, and USD 11.95 million to cover corporate activities and administrative expenses.

Cash Transfers:

Cash transfers were made to Agencies on an as-needed basis to meet their projected disbursement requirements. Out of the cumulative commitments of USD 1,015 million, upon request from Agencies, the Trustee transferred USD 625.93 million. The balance USD 389.07 million remains payable as of March 31, 2018.

Funds Held in Trust and Funds Available for Council and CEO Funding Decisions:

Funds Held in Trust reflect financial activities related to donor payments (cash and promissory notes), encashment of promissory notes, investment income, cash transfers, and the revaluation of the balance of promissory notes, if any, at month-end. Funds Held in Trust as of March 31, 2018 amounted to USD 687.27 million.

Funds available to support Council or CEO decision amounted to USD 96.16 million as of March 31, 2018. This represents an increase of USD 24.2 million compared to funds available as of September 30, 2017. Receipt of new funds from donors and increase in investment income from October 1, 2016 to March 31, 2018 exceeded the new funding approvals by the Council and CEO during the same period.

Updates for the period April 1 to May 15, 2018: There are no major updates during this period.

¹ Represents non-annualized rate of return.



1. LDCF Trust Fund Summary – Inception through March 31, 2018

In USD millions

	Total	% of Total
<u>Donor Pledges and Contributions</u>		
Contributions	1,314.69	98.9%
Pledges	14.35	1.1%
Total Pledges and Contributions	<u>1,329.04</u>	<u>100.0%</u>

<u>Cumulative Resources</u>		
<u>Resources received</u>		
Cash Receipts	1,270.51	92.6%
Investment Income earned	42.22	3.1%
Investment Income Received from external grants	0.47	0.0%
Total Resources Received	<u>1,313.20</u>	<u>95.7%</u>
<u>Resources not yet received</u>		
Contributions not yet paid	44.19	3.2%
Pledges	14.35	1.0%
Total resources not yet received	<u>58.53</u>	<u>4.3%</u>
Total Potential Resources (A)	<u>1,371.73</u>	<u>100.0%</u>

<u>Cumulative Funding Decisions</u>		
Projects	1,099.26	90.3%
Fees	105.83	8.7%
Administrative Budgets	11.95	1.0%
Total Funding Decisions Net of Cancellations (B)	<u>1,217.04</u>	<u>100.0%</u>
Total Potential Resources Net of Funding Decisions (A) - (B)	<u>154.69</u>	

<u>Funds Available</u>		
Funds Held in Trust	687.27	
Approved Amounts Pending Cash Transfers	591.12	
Funding Decisions Pending Council Approval	-	
Total Funds Available to Support Council / CEO Decisions	<u>96.16</u>	

Note: The totals in the table may not add up due to rounding.

2. Pledges and Contributions

In USD millions

1	Total Pledges Outstanding and Contributions Finalized			Pledges Outstanding		Contribution Agreements Finalized				
	2	3 = 5+7	4 = 6+9+11	5	6	Paid (Receipts)			Unpaid	
						7 = 8+10	8	9	10	11
Contributing Participant	Currency	Amount	USDeq. a/	Amount	USDeq. b/	Total Contributions	Amount Paid in	USDeq. c/	Amount Due in Currency	USDeq. b/
Australia	AUD	46.50	42.97	-	-	46.50	46.50	42.97	-	-
Austria	EUR	1.90	2.67	-	-	1.90	1.90	2.67	-	-
Belgium	d/ EUR	93.59	115.18	-	-	93.59	90.69	111.60	2.90	3.57
Canada	e/ CAD	66.00	54.73	-	-	66.00	66.00	54.73	-	-
Czech Republic	EUR	0.02	0.03	-	-	0.02	0.02	0.03	-	-
Denmark	DKK	376.40	63.37	-	-	376.40	324.62	54.80	51.78	8.56
Finland	EUR	31.60	40.86	-	-	31.60	31.60	40.86	-	-
France	EUR	35.85	41.35	-	-	35.85	35.85	41.35	-	-
Germany	EUR	265.00	334.70	-	-	265.00	240.00	303.88	25.00	30.82
Hungary	EUR	1.00	1.34	-	-	1.00	1.00	1.34	-	-
Iceland	USD	0.98	0.98	-	-	0.98	0.98	0.98	-	-
Ireland	f/ EUR	11.73	14.39	2.00 g/	2.47	9.73	8.73	10.69	1.00	1.23
	USD	8.00	8.00	-	-	8.00	8.00	8.00	-	-
Italy	USD	3.00	3.00	-	-	3.00	3.00	3.00	-	-
Japan	USD	1.08	1.08	-	-	1.08	1.08	1.08	-	-
Luxembourg	f/ EUR	1.00	1.58	-	-	1.00	1.00	1.58	-	-
	USD	4.12	4.12	-	-	4.12	4.12	4.12	-	-
Netherlands	f/ EUR	55.20	73.17	-	-	55.20	55.20	73.17	-	-
	USD	2.10	2.10	-	-	2.10	2.10	2.10	-	-
New Zealand	NZD	8.10	5.81	-	-	8.10	8.10	5.81	-	-
Norway	f/ NOK	180.00	30.16	-	-	180.00	180.00	30.16	-	-
	USD	2.00	2.00	-	-	2.00	2.00	2.00	-	-
Portugal	EUR	0.05	0.06	-	-	0.05	0.05	0.06	-	-
Romania	EUR	0.15	0.21	-	-	0.15	0.15	0.21	-	-
Spain	EUR	1.35	1.77	-	-	1.35	1.35	1.77	-	-
Sweden	SEK	917.00	122.45	85.00 h/	10.20	832.00	832.00	112.26	-	-
Switzerland	CHF	16.05	15.90	1.61 g/	1.68	14.44	14.44	14.22	-	-
United Kingdom	GBP	122.00	186.84	-	-	122.00	122.00	186.84	-	-
United States	USD	158.20	158.20	-	-	158.20	158.20	158.20	-	-
			<u>1,329.04</u>		<u>14.35</u>			<u>1,270.51</u>		<u>44.19</u>

a/ Represents (1) the actual US dollar value of paid-in cash contributions and (2) March 31, 2018 value of pledges outstanding, contribution amounts pending FX, and unpaid amounts.

b/ Valued at the exchange rates available on March 31, 2018.

c/ Represents the (1) actual US dollar value of paid-in cash contributions and (2) March 31, 2018 value of contribution amount pending FX.

d/ Includes contribution of EUR 3.25 million received and EUR 2.9 million contribution due from the Walloon Government of Belgium.

e/ Includes CAD 6 million received from the Government of Quebec.

f/ Contributions made in more than one currency.

g/ Balance of pledges from COP21 in 2015.

h/ Balance of SEK185 million pledge made during COP 23 and also announced during the November 2017 Council Meeting.

Note: The totals in the table may not add up due to rounding.

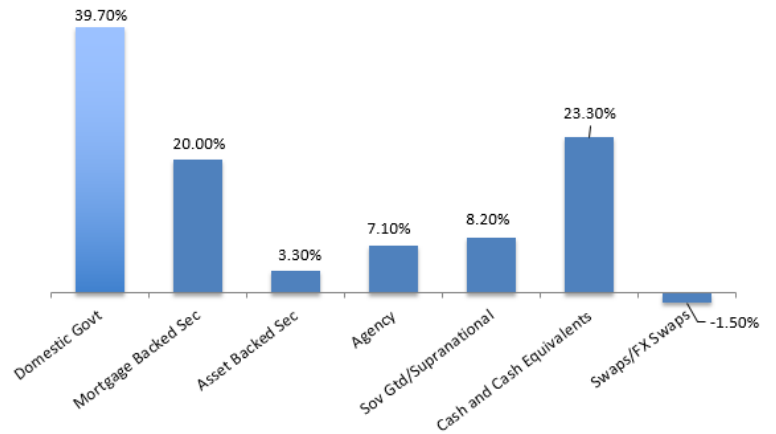
- The above table shows the total pledges and contributions to the LDCF. As of March 31, 2018, the Trustee had entered into Contribution Agreements/Contribution Arrangements with 25 donors for a total of USD eq. 1,329.04 million and received USD 1,270.51 million in cash to date.



3. Asset Mix and Investment Income

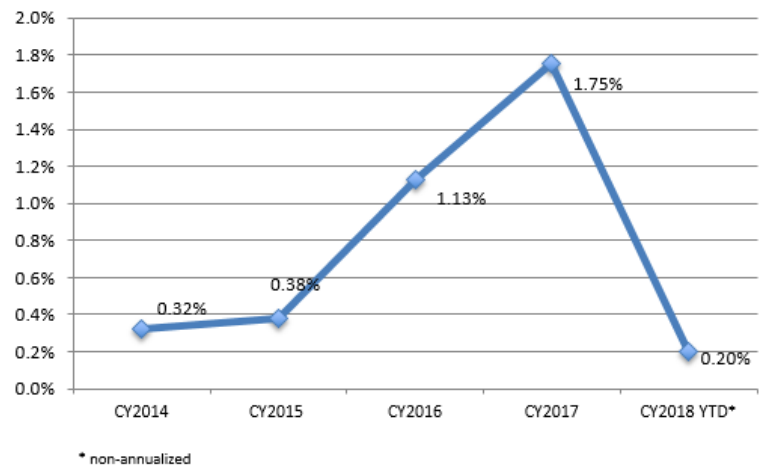
ASSET MIX

Funds held in trust by the World Bank (as the Trustee) are maintained in a commingled investment portfolio (the “Pool”) for all trust funds administered by the World Bank. The assets in the Pool are managed in accordance with the investment strategy established for all trust funds administered by the World Bank. The chart reflects the asset mix of the portfolio in which LDCF funds are invested as of March 31, 2018².



INVESTMENT RETURNS

The LDCF funds are invested in accordance with the investment strategy established for all of the trust funds administered by the World Bank. On July 1st, 2015, the World Bank formally adopted the Conditional Value-at-Risk (CVaR) measure as the risk constraint in the management of trust funds. Funds are managed such that the expected maximum loss, as measured by the CVaR, at the portfolio’s investment horizon, is not to exceed 1% with 99% confidence. The LDCF Trust Fund liquid portfolio (which totaled approximately USD 687.27 million at end-March 2018) earned approximately USD 42.22 million in investment income since inception. In addition, the investment income received from the external agencies is USD 0.47 million.



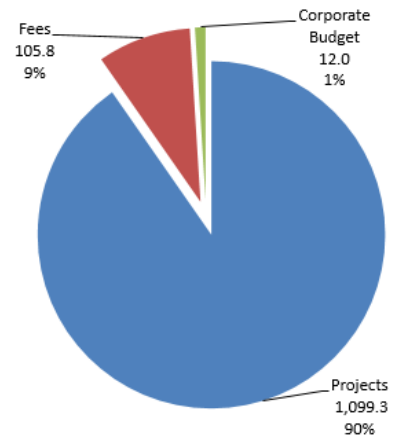
² The negative position in swaps is primarily due to changes in foreign currency exchange (FX) rates in cross currency basis swaps. Such swap instruments are used to implement currency hedges on bond positions within the portfolio. These hedges remain in place.



4. Cumulative Funding Decisions, Trustee Commitments and Cash Transfers

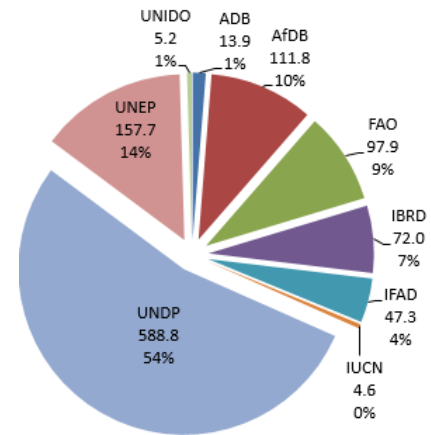
FUNDING DECISIONS BY ACTIVITY

Since inception to March 31, 2018 funding approvals made by the LDCF/SCCF Council totaled USD 1,217.04 million. Projects represent about 90%, fees for Agencies 9%, and corporate budgets for the Secretariat, the Trustee, STAP and Independent Evaluation Office 1%.

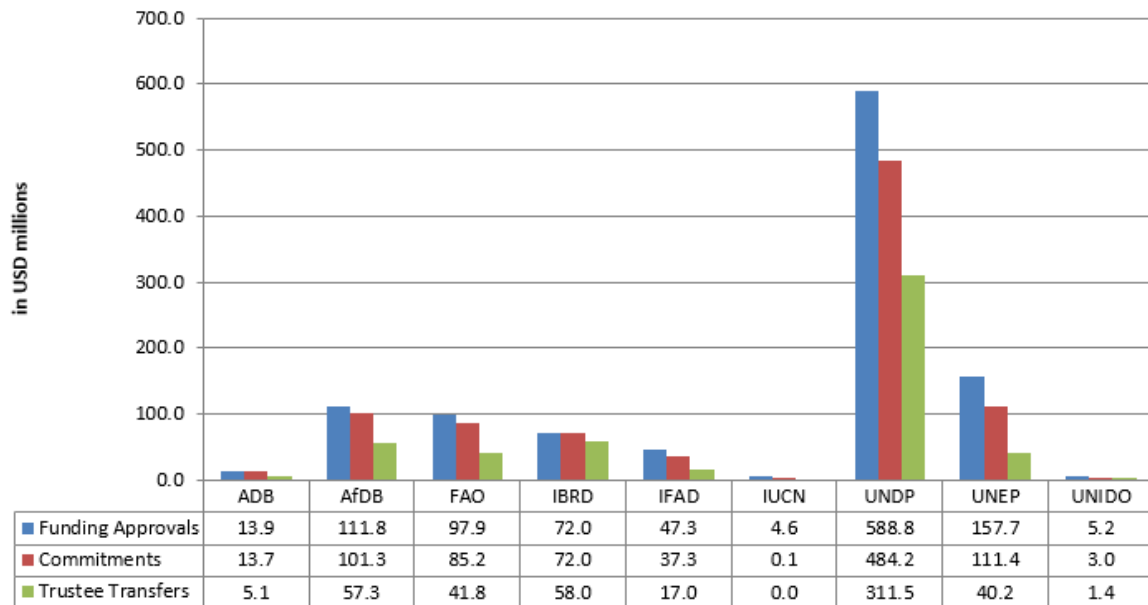


PROJECT FUNDING DECISIONS BY AGENCY

The pie chart shows project funding decisions by Agency. Of the total USD 1,099.26 million of approved projects to date, 54% has been allocated to UNDP, 14% to UNEP and 10% to AfDB.



The bar chart below shows the projects funding decisions, commitments and transfers by Agency. Details of funding approvals, commitments and cash transfers can be found in Annex 1.





5. Funds Available

In USD millions

	As of March 31, 2018 (a)	As of September 30, 2017 (b)	Change (c) = (a) - (b)
1. Funds held in Trust	687.27	654.43	32.84
a. Cash and investments	687.27	654.43	32.84
b. Unencashed promissory notes	-	-	-
2. Approved Amounts Pending Cash Transfers to Agencies	591.12	582.48	8.64
a. Trustee committed	389.07	379.29	9.79
b. Approved by Council/CEO pending Endorsement	201.77	203.02	(1.26)
c. Umbrella set-aside	0.27	0.16	0.11
3. Funding Decisions Pending for the Council Approval	-	-	-
4. Funds Available to Support Council or CEO Decisions (4 = 1 - 2 - 3)	<u>96.16</u>	<u>71.95</u>	<u>24.20</u>

Note: The totals in the table may not add up due to rounding.

Highlights for the period October 1, 2017 through March 31, 2018:

- **Funds Held in Trust** represent cumulative receipts and investment income less cumulative cash transfers, and amount to USD 687.27 million as of March 31, 2018. Funds Held in Trust increased by USD 32.84 million primarily due to:
 - Contributions received from Belgium (EUR 15 million), Germany (EUR 25 million), Sweden (SEK 150 million), and Switzerland (CHF 1.89 million) during the period October 1, 2017 to March 31, 2018 valued at USDeq. 67.86 million
 - Investment income received during the period October 1, 2017 to March 31, 2018 amounting to USD 3.51 million
 - Offset by cash transfers to recipients amounting to USD 38.54 million.
- **Funding Decisions Pending Cash Transfer to agencies** arising from the LDCF/SCCF Council approvals amounted to USD 591.12 million, representing an increase of USD 8.64 million compared to September 30, 2017.
- **Funding Availability** amounts to USD 96.16 million representing an increase of USD 24.20 million over the prior reporting period as a result of donor payments and the investment income received from October 1, 2017 to March 31, 2018 exceeding new funding decisions made by the LDCF/SCCF Council and the CEO during the same period.



Annex I - Cumulative Funding Decisions Details by Activity and Agency as of March 31, 2018

In USD millions

Entity	Cumulative Net Amounts			
	Funding			
	Approvals	Commitments	Cash Transfers	Amount Due
	(1)	(2)	(3)	(4) = (2) - (3)
Projects				
ADB	13.90	13.65	5.05	8.60
AfDB	111.82	101.26	57.30	43.96
FAO	97.93	85.17	41.76	43.41
IBRD	71.98	71.98	58.03	13.95
IFAD	47.29	37.29	16.97	20.31
IUCN	4.59	0.14	0.00	0.00
UNDP	588.84	484.19	311.52	172.67
UNEP	157.75	111.38	40.23	71.15
UNIDO	5.17	2.97	1.38	1.59
<i>Sub-total</i>	1,099.26	908.02	532.24	375.78
Fees				
ADB	1.11	1.09	0.86	0.24
AfDB	10.36	9.76	2.13	7.63
FAO	9.41	8.68	8.68	0.00
IBRD	6.84	6.84	6.84	0.00
IFAD	4.61	4.04	3.09	0.94
IUCN	0.41	0.17	0.00	0.00
UNDP	57.41	51.53	48.04	3.49
UNEP	15.21	12.56	12.18	0.38
UNIDO	0.48	0.35	0.16	0.19
<i>Sub-total</i>	105.83	95.02	81.98	13.04
Corporate Budget and Workshop ^{a/}				
Secretariat ^{b/}	7.89	7.89	7.89	0.00
Evaluation	0.28	0.28	0.28	0.00
STAP	0.63	0.63	0.38	0.25
Trustee	3.15	3.15	3.15	0.00
<i>Sub-total</i>	11.95	11.95	11.70	0.25
Total for LDCF	1,217.04	1,015.00	625.93	389.07

a/ Includes amounts allocated to cover administrative expenses to manage the LDCF and Corporate Activities, including audit.

b/ USD 700,000 loan from the LDCF Trust Fund to the Adaptation Fund Secretariat Trust Fund has been reimbursed and is included in Secretariat amounts.

Note: The totals in the table may not add up due to rounding.