



MENA Transition Fund

Financial Report

Prepared by the Trustee

As of September 30, 2017



Table of Contents

Table of Contents

Introduction	3
MENA Transition Fund Financial Summary as of September 30, 2017	4
1. MENA Transition Fund Summary – Inception through September 30, 2017	5
2. Pledges and Contributions	6
3. Asset Mix and Investment Income.....	7
4. Cumulative Funding Decisions	8
5. Funds Available	9
Annex I - Cumulative Funding Decisions Details (in USD millions)	10
Glossary.....	12



Introduction

The MENA Transition Fund was established as a Financial Intermediary Fund (FIF) in 2012 at the request of the Deauville Partnership with Arab Countries in Transition. The objective of the Transition Fund is to improve the lives of citizens in transition countries in the Middle East and North Africa, and to support the transformation currently underway in several countries in the region by providing grants for technical cooperation to strengthen governance and public institutions, and foster sustainable and inclusive economic growth by advancing country-led policy and institutional reforms.

The World Bank serves as the Trustee for the Transition Fund. The Trustee provides administrative and financial services to the Transition Fund Steering Committee and donors, by receiving contributions from donors to the Trust Fund, investing liquid assets pending cash transfer, and transferring funds to the Implementation Support Agencies (ISAs). Working closely with the Transition Fund Coordination Unit, the Trustee also records funding decisions made by the Steering Committee.

The Trustee periodically provides to the donors and the Steering Committee reports on the financial status of the Trust Fund.¹ The information contained in this report is prepared based on financial information as of September 30, 2017.

¹ The Trustee's financial status reports are publicly available at: www.worldbank.org/fiftrustee



MENA Transition Fund Financial Summary as of September 30, 2017

Contributions:

As of September 30, 2017, 15 donors had signed Contribution Agreements/Arrangements amounting to USD eq. 250.3 million. In addition, there is an outstanding pledge from France amounting to USDeq. 2.1 million. The Trustee received USD 240.3 million in cash from all the contributors as of September 30, 2017.

Investment Income:

As of September 30, 2017, the MENA Transition Fund earned investment income of approximately USD 3.12 million on its undisbursed Trust Fund balance with the return of 1.07% (non-annualized) through the calendar year 2017. In addition, the investment income received from ISAs is USD 0.24 million.

Funding Approvals:

The cumulative funding decisions made by the Steering Committee through September 30, 2017 totaling USD 234.3 million. Of the total amount approved, USD 214.9 million represents project approvals, USD 15.8 million was allocated for ISA indirect costs and USD 3.6 million for administrative costs for the Coordination Unit and the Trustee.

Cash Transfers:

Based on Steering Committee decisions and upon cash transfer requests received from the ISAs, the Trustee has transferred a total of USD 205.9 million up to September 30, 2017. Of the total amount transferred, USD 187.3 million relates to projects, USD 15.2 million for ISA Indirect costs and USD 3.4 million for administrative costs for the Coordination Unit and the Trustee.

Funds Held in Trust and Funds Available for Steering Committee Funding Decisions

Funds Held in Trust reflect contributions paid-in from donors, investment income and cash transfers. Funds Held in Trust as of September 30, 2017 amounted to USD 37.8 million, increased by USD 0.7 million from June 30, 2017.

Funds available to support Steering Committee funding decisions amounted to USD 9.3 million as of September 30, 2017.



1. MENA Transition Fund Summary – Inception through September 30, 2017

In USD millions

	% of Total	
<u>Donor Pledges and Contributions</u>		
Contributions	250.3	99.2%
Pledges	2.1	0.8%
Total Pledges and Contributions	252.3	100.0%

<u>Cumulative Resources</u>		
<u>Resources received</u>		
Cash Receipts	240.3	94.0%
Investment Income earned	3.4	1.3%
Total Resources Received	243.7	95.3%
<u>Resources not yet received</u>		
Contributions not yet paid	10.0	3.9%
Pledges	2.1	0.8%
Total resources not yet received	12.1	4.7%
Total Potential Resources (A) (in USD millions)	255.7	100.0%

<u>Cumulative Funding Decisions</u>		
Projects	214.9	91.7%
ISA Indirect Costs	15.8	6.7%
Administrative Budgets for Coordination Unit and Trustee	3.6	1.6%
Total Funding Decisions Net of Cancellations (B)	234.3	100.0%
Total Potential Resources Net of Funding Decisions (A) - (B)	21.4	

<u>Funds Available</u>		
Funds Held in Trust with no restrictions	37.8	
Approved Amounts Pending Cash Transfers	28.4	
Total Funds Available to Support Steering Committee Decisions	9.3	

Note: Totals may not be accurate due to rounding



2. Pledges and Contributions

(in millions)

Donor	Pledges Outstanding			Signed Contribution			Receipts	
	Currency	Pledges outstanding a/	USD eq.	Contribution Currency	Agreed Contribution Amount b/	USD eq.	Received Amount c/	USD
Canada	CAD	-	-	CAD	20.0	19.8	20.0	19.8
Denmark	DKK	-	-	DKK	38.0	6.3	38.0	6.3
France	EUR	1.8	2.1	EUR	10.0	13.2	10.0	13.2
Germany	EUR	-	-	EUR	20.4	23.4	20.4	23.4
Italy	EUR	-	-	EUR	5.0	5.4	5.0	5.4
Japan	USD	-	-	USD	16.3	16.3	16.3	16.3
Kuwait	USD	-	-	USD	10.0	10.0	10.0	10.0
Netherlands	USD	-	-	USD	5.0	5.0	5.0	5.0
Qatar	USD	-	-	USD	5.0	5.0	5.0	5.0
Russia	USD	-	-	USD	10.0	10.0	10.0	10.0
Saudi Arabia	USD	-	-	USD	25.0	25.0	25.0	25.0
Turkey	USD	-	-	USD	5.0	5.0	5.0	5.0
UAE	USD	-	-	USD	5.0	5.0	5.0	5.0
United Kingdom	GBP	-	-	GBP	32.0	51.0	32.0	51.0
United States	USD	-	-	USD	50.0 d/	50.0	40.0	40.0
Total USD equivalent			2.1			250.3		240.3

a/ per the pledges outstanding in currencies

b/ per countersigned Contribution Agreements/Arrangements in currencies

c/ in currencies of contribution

d/ the maximum agreed contribution amount is USD 50 million, but the contribution at no time exceed twenty percent (20%) of the cumulative total of funds pledged by all donors to the Trust Fund

- As of September 30, 2017, the Trustee had entered into Contribution Agreements/Arrangements with 15 donors for a total of USD 250.3 million and received USD 240.3 million in cash from these donors.
- The receipt amount of USD 10 million is pending from the USA (see detailed projected contribution inflows below).

Contribution Inflow
as of September 30, 2017
(in USD millions)

Donor	Projected					
	6/30/17	9/30/17	Nov 17	Dec 17	2018	Total
Canada	19.8	19.8				19.8
Denmark	6.3	6.3				6.3
France	13.2	13.2			2.1 a/	15.2
Germany	23.4	23.4				23.4
Italy	5.4	5.4				5.4
Japan	16.3	16.3				16.3
Kuwait	10.0	10.0				10.0
Netherlands	5.0	5.0				5.0
Qatar	5.0	5.0				5.0
Russia	10.0	10.0				10.0
Saudi Arabia	25.0	25.0				25.0
Turkey	5.0	5.0				5.0
UAE	5.0	5.0				5.0
United Kingdom	51.0	51.0				51.0
United States b/	40.0	40.0			10.0	50.0
Total Contribution	240.3	240.3			12.1	252.3

a/ Contribution Agreements not yet signed; timing of projected contributions is indicative

b/ Timing of the projected contribution receipts is indicative

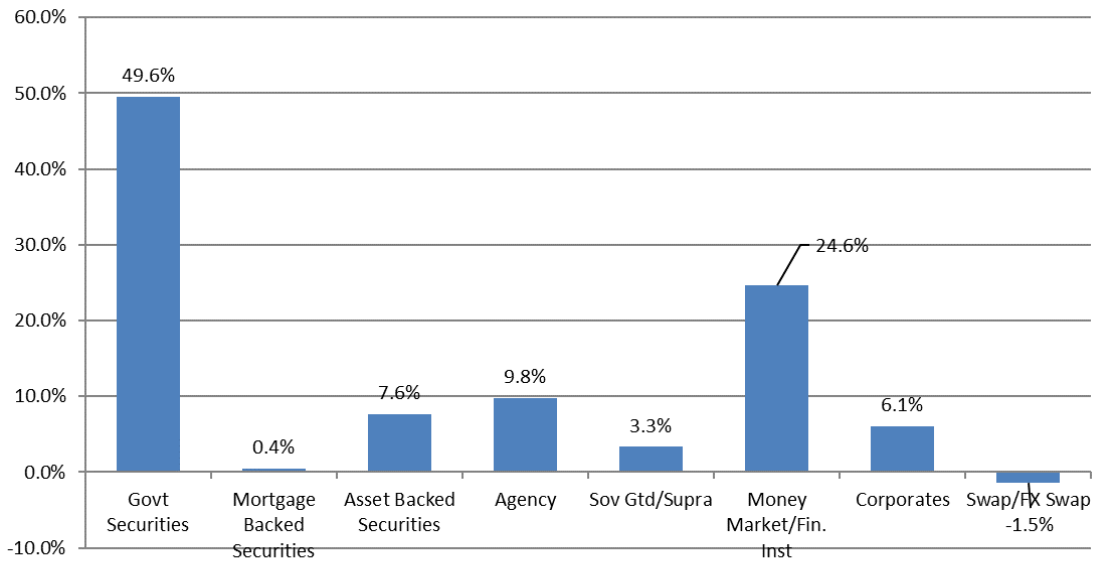


3. Asset Mix and Investment Income

ASSET MIX

Funds held in trust by the World Bank (as the Trustee) are maintained in a commingled investment portfolio (the “Pool”) for all trust funds administered by the World Bank. On July 1, 2015, the World Bank formally adopted the Conditional Value-at-Risk (CVaR) measure as the risk constraint in the management of trust funds. Funds are managed such that the expected maximum loss, as measured by the CVaR, at the portfolio’s investment horizon, is not to exceed 1% with 99% confidence.

Asset mix allocation as of September 30, 2017



Note: The negative position in swaps is primarily due to changes in foreign currency exchange (FX) rates in cross currency basis swaps. Such swap instruments are used to implement currency hedges on bond positions within the portfolio. These hedges remain in place.

INVESTMENT RETURNS

The Transition Fund funds are invested in a short horizon portfolio of the World Bank’s Trust Fund investment pool. This portfolio majorly comprises investments in government securities, Agency and corporates with an investment horizon of up to one year. The Transition Fund liquid portfolio (which totaled approximately USD 37.8 million as of September 30, 2017) earned approximately USD 3.12 million in investment income since inception. In addition, the investment income received from ISAs is USD 0.24 million.

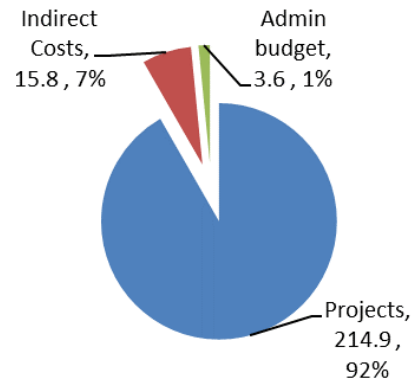


4. Cumulative Funding Decisions

In USD millions

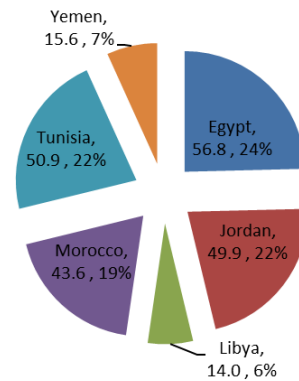
CUMULATIVE PROJECT FUNDING DECISIONS

Since inception to September 30, 2017 funding approvals made by the Transition Fund Steering Committee totaled USD 234.3 million. Projects represent about 92%, indirect costs for ISAs 7%, and administrative budgets for the Coordination Unit and the Trustee 1% (see Annex I for details).



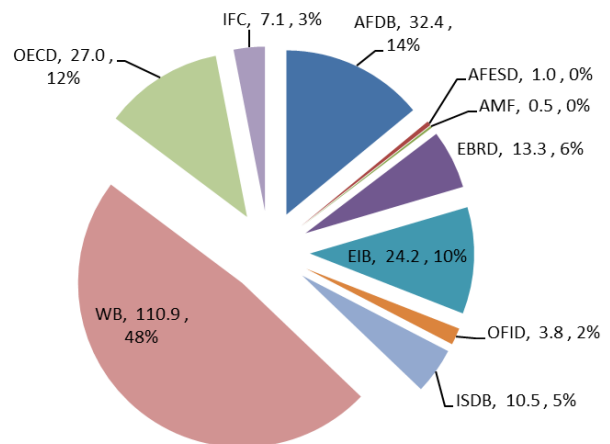
FUNDING DECISIONS BY COUNTRY

The chart shows the funding decisions for projects and indirect costs totaling USD 230.7 million by recipient.



FUNDING DECISIONS BY ISA

The chart shows the funding decisions for projects and indirect costs totaling USD 230.7 million by ISA.





5. Funds Available

In USD millions

	As of September 30, 2017 (a)	As of June 30, 2017 (a)	Changes (c) = (a) - (b)
1. Cumulative Receipts	243.7	243.2	0.5
a. Cash receipts from Donors	240.3	240.3	-
b. Investment Income earned on undisbursed balances of MENA TF Funds	3.4	2.9	0.5
2. Cumulative Cash Transfer	205.9	204.7	1.2
a. Projects	187.3	186.5	0.8
b. Indirect Costs	15.2	15.2	-
b. Administrative Budget	3.4	3.0	0.4
3. Funds held in Trust (3 = 1 - 2)	37.8	38.4	(0.7)
4. Financial Reserve	-	-	
5. Funds held in Trust with no Restrictions (5 = 3 - 4)	37.8	38.4	(0.7)
6. Funding Decisions pending Cash Transfer	28.4	29.7	(1.3)
a. Projects	27.6	28.4	(0.8)
b. Indirect Costs	0.5	0.6	(0.0)
b. Administrative Budget	0.25	0.70	(0.5)
7. Funds available to support Steering Committee Funding Decisions (7 = 5 - 6)	9.3	8.8	0.6

Note: Totals may not be accurate due to rounding

- **Funds Held in Trust** represent cumulative receipts less cumulative cash transfers, and amount to USD 37.8 million as of September 30, 2017, increased by USD 0.7 million from June 30, 2017. The increase was majorly due the investment income of USD 0.5 million.
- **Funding Decisions Pending Cash Transfer** amount to USD 28.4 million, decreased by USD 1.3 million since July 1, 2017.
- **Funding Availability** to support the Transition Fund Steering Committee funding decisions is USD 9.3 million, an increase of USD 0.6 million since July 1, 2017.



Annex I - Cumulative Funding Decisions Details (in USD millions)

Cumulative Funding Decisions Updated as of September 30, 2017 (in millions)				
Activity	Country	Title	ISA	USD
Projects	Jordan	Reliable Quality Water	EBRD	1.4
	Yemen	Enterprise Revitalization and Employment Pilot (EREP) Project	WB	2.4
	Egypt	Support to MSME in Organic Clusters	AFDB	1.9
	Egypt	LOGISMED soft project – Regional project – Activities in Egypt	EIB	1.4
	Morocco	LOGISMED soft project – Regional project – Activities in Morocco	EIB	1.4
	Tunisia	LOGISMED soft project – Regional project – Activities in Tunisia	EIB	1.4
	Jordan	National Unified Registry and Outreach Worker Program for Targeting Social Assistance	WB	9.5
	Morocco	New Governance Framework Implementation Support Project	WB	4.0
	Morocco	Strengthening Micro-Entrepreneurship for Disadvantaged Youth in the Informal Sector	WB	5.0
	Morocco	Microfinance Development Project	WB	4.9
	Yemen	Civil Society and Government Partnership Project	WB	0.7
	Tunisia	Leading the Way Program: Pilot project for developing leadership capacity to support Tunisia's transition	AFDB	-
	Tunisia	Operationalizing Public Private Partnership in Tunisia	AFDB	1.4
	Tunisia	Operationalizing Public Private Partnership in Tunisia	OECD	0.7
	Tunisia	Establishment of Tunisia Investment Authority	IFC	1.1
	Tunisia	Establishment of Tunisia Investment Authority	OECD	0.7
	Egypt	MSME Support Programme and the Social Fund for Development	EBRD	2.7
	Egypt	Regional Integration through Trade and Transport Corridors (TRANSTRAC) -Egypt activities	EIB	4.0
	Jordan	Regional Integration through Trade and Transport Corridors (TRANSTRAC) -Jordan activities	EIB	2.5
	Morocco	Regional Integration through Trade and Transport Corridors (TRANSTRAC) -Morocco activities	EIB	3.4
	Tunisia	Tunisian Energy Reform Plan (TUNEREP)	OFID	3.5
	Yemen	Preparation and Implementation Support Project for The Special Industrial Zone (SIZ) Project in Al-Hodeida	ISDB	0.1
	Jordan	Support to Building Active Labor Market Program	WB	4.8
	Egypt	Energy - Social Safety Nets Sector Reforms	WB	6.5
	Libya	SME Strategy Development	OECD	2.4
	Egypt	Green Growth - Industrial Waste Management and SME Entrepreneurship Hub in Egypt	AFDB	1.9
	Morocco	Local Government Support Program	WB	4.6
	Tunisia	Social Protection Reforms Support Project	WB	4.7
	Tunisia	Strengthening the Employability of Youth during Tunisia's Transition to a Green Economy	ISDB	3.9
	Tunisia	Strengthening the Employability of Youth during Tunisia's Transition to a Green Economy	OECD	0.5
	Jordan	SME Growth Program	EIB	3.7
	Jordan	Enhancing Governance and Strengthening the Regulatory and Institutional Framework for MSME Development	WB	3.0
	Libya	Finance and Private Sector Development Technical Assistance	WB	3.3
	Libya	Leading the Way: A Leadership Capacity Building Pilot Project at the Country's Decision-Making Level	AFDB	3.3
	Yemen	Accountability Enhancement Project	WB	0.8
	Yemen	Reinforcing the rule of law: Developing the capacities of the judiciary in Yemen	AFSD	0.9
	Yemen	Reinforcing the rule of law: Developing the capacities of the judiciary in Yemen	OECD	1.9
	Tunisia	MENA Regional Affordable Housing Project –Tunisia activities	WB	1.8
	Tunisia	MENA Regional Affordable Housing Project –Tunisia activities	AMF	0.2
	Morocco	MENA Regional Affordable Housing Project –Morocco activities	WB	1.8
	Morocco	MENA Regional Affordable Housing Project –Morocco activities	AMF	0.2
	Egypt	Promoting Financial Inclusion via Mobile Financial Services - activities in Egypt	EIB	-
	Jordan	Promoting Financial Inclusion via Mobile Financial Services - activities in Jordan	EIB	0.4
	Morocco	Promoting Financial Inclusion via Mobile Financial Services - activities in Morocco	EIB	0.4
	Tunisia	TRANSTRAC initiative-Support for preparation of Priority Trade and Transport Corridors-Tunisia activities	EIB	3.6
	Tunisia	Enhancing Domestic Resource Mobilisation through Effective Tax System Design and Improved Transparency	OECD	1.4
	Tunisia	Enhancing Domestic Resource Mobilisation through Effective Tax System Design and Improved Transparency	AFDB	2.8
	Tunisia	Development of SMEs Exports through Virtual Market Places	WB	1.0
	Morocco	Development of SMEs Exports through Virtual Market Places	WB	1.0
	Jordan	Development of SMEs Exports through Virtual Market Places	WB	1.0
	Egypt	Strengthening the Rule of Law: Enhancing Effective and Transparent Delivery of Justice and Rule-Making	AFDB	2.4
	Egypt	Strengthening the Rule of Law: Enhancing Effective and Transparent Delivery of Justice and Rule-Making	OECD	1.5
	Egypt	Support to Parliament: Building Capacity and Mainstreaming Inclusive Growth and Decentralization in Egypt	AFDB	2.7
	Egypt	Clearing and Settlement Depository System for Government Securities	EBRD	3.5
	Egypt	Inclusive Regulations for Microfinance Project	WB	4.0
	Jordan	Competitiveness and Investment Technical Assistance	OECD	0.6
	Jordan	Competitiveness and Investment Technical Assistance	WB	1.4
	Jordan	Integrated Inspection Management System	IFC	2.3
	Libya	Electricity Sector Reform Programmatic Technical Assistance	WB	2.0
	Morocco	Accessing Overseas Job Opportunities for Moroccan Youth Project	WB	1.8
	Tunisia	Support to the Program of Holistic Social Business Movement	AFDB	-
	Yemen	Education for Employment Project	IFC	0.3
	Yemen	Education for Employment Project	ISDB	-
	Morocco	Towards inclusive and open governments: Promoting women's participation in parliaments and policy-making	OECD	0.6
	Egypt	Enhancing the Investment Climate in Egypt, through Equal Access and Simplified Environment for Investment	WB	5.0
	Tunisia	Enhancing governance and economic growth in Tunisia: promoting transparency and integrity in public procurement	AFDB	2.3
	Egypt	Enhancing the Investment Climate in Egypt, through Equal Access and Simplified Environment for Investment	OECD	1.5
	Egypt	Leveraging Regulatory Reform to Advance Financial Inclusion in Egypt	IFC	0.9
	Egypt	Towards inclusive and open governments: Promoting women's participation in parliaments and policy-making	OECD	0.6
	Morocco	Improving Connectivity in the Maghreb	OECD	1.0
	Jordan	National Center for Innovation, Higher Council for Science and Technology	EBRD	2.4
	Morocco	Improving Connectivity in the Maghreb	WB	2.3
	Jordan	Leveraging Regulatory Reform to Advance Financial Inclusion in Egypt	IFC	0.7
	Jordan	Towards inclusive and open governments: Promoting women's participation in parliaments and policy-making	OECD	0.6
	Egypt	Building Capacity and Institutional Strengthening of the Ministry of International Cooperation	AFDB	4.4
	Jordan	Supporting Jordan to improve SME policy effectiveness through better coordination, consultation, monitoring	OECD	1.2
	Jordan	Support Jordan's ongoing decentralisation efforts by promoting good governance and open government public	OECD	1.8
	Jordan	Economic Legislation Reform	WB	3.0
	Morocco	Strengthening Parliamentary Accountability and Oversight	WB	3.5
	Tunisia	Optimising and Monitoring Employment in Infrastructure Investments	EIB	0.6
	Tunisia	Broadband Internet and ICT for Education Acceleration Project	WB	3.2
	Tunisia	Implementing priority public actions to enhance competitiveness and improve public services through an	WB	1.7
	Tunisia	Tunisia - Work Readiness Program in Tunisia	AFDB	2.5
	Egypt	Enhancing Social Housing Governance	WB	2.5
	Jordan	Strengthening municipal financial management systems to sustain service delivery in municipalities affect	WB	3.0
	Tunisia	Supporting the Design and Implementation of Economic and Social Reforms	OECD	1.8
	Tunisia	Supporting the Design and Implementation of Economic and Social Reforms	AFDB	1.8
	Tunisia	Towards inclusive and open government - Promoting women's participation in parliament, local councils an	OECD	0.8
	Yemen	Crisis Support to Microfinance Institutions	IFC	0.7
	Jordan	Jordan Youth in Public Life - Towards open and inclusive youth engagement	OECD	1.2
	Tunisia	Tunisian Youth in Public Life - Towards open and inclusive youth engagement	OECD	1.2
	Morocco	Moroccan youth in public life - Towards open and inclusive youth engagement.	OECD	1.2
	Egypt	Supporting Public-Private Partnership (PPP) Execution in Egypt	EBRD	2.3
	Yemen	Yemen - Business Resilience Assistance for Value-adding Enterprises (BRAVE) Project	ISDB	5.8
	Egypt	Strengthening Capacity of the Administrative Control Agency to Combat Corruption	AFDB	3.4
	Tunisia	Technical Assistance to Enhance Gas Sector Governance and Competitiveness	WB	3.5
	Jordan	Implementing the 2017-2019 PIM-PPP Action Plan	WB	0.6
	Jordan	Promoting Financial Inclusion Policies in Jordan	WB	1.1
	Libya	Health Sector Support Advisory Services and Analytics Program	WB	2.4
	Morocco	Improving Infrastructure Service Delivery and PPPs	WB	1.3
	Morocco	Improving Infrastructure Service Delivery and PPPs	IFC	0.5
	Jordan	Promoting Open Government: Supporting the co-ordination and implementation of Jordan's Open Governme	OECD	0.9
	Morocco	Supporting open government and anti-corruption reforms to strengthen trust in administration	OECD	0.9
		Sub-total		214.9



Indirect Costs	Jordan	Reliable Quality Water	EBRD	0.1
	Yemen	Enterprise Revitalization and Employment Pilot (EREP) Project	WB	0.5
	Egypt	Support to MSME in Organic Clusters	AFDB	0.1
	Egypt	LOGISMED soft project – Regional project – Activities in Egypt	EIB	0.1
	Morocco	LOGISMED soft project – Regional project – Activities in Morocco	EIB	0.1
	Tunisia	LOGISMED soft project – Regional project – Activities in Tunisia	EIB	0.1
	Jordan	National Unified Registry and Outreach Worker Program for Targeting Social Assistance	WB	0.5
	Morocco	New Governance Framework Implementation Support Project	WB	0.5
	Morocco	Strengthening Micro-Entrepreneurship for Disadvantaged Youth in the Informal Sector	WB	0.5
	Morocco	Microfinance Development Project	WB	0.7
	Yemen	Civil Society and Government Partnership Project	WB	0.2
	Tunisia	Leading the Way Program: Pilot project for developing leadership capacity to support Tunisia's transition	AFDB	-
	Tunisia	Operationalizing Public Private Partnership in Tunisia	AFDB	0.1
	Tunisia	Operationalizing Public Private Partnership in Tunisia	OECD	0.1
	Tunisia	Establishment of Tunisia Investment Authority	OECD	0.1
	Egypt	MSME Support Programme and the Social Fund for Development	EBRD	0.2
	Egypt	Regional Integration through Trade and Transport Corridors (TRANSTRAC) -Egypt activities	EIB	0.2
	Jordan	Regional Integration through Trade and Transport Corridors (TRANSTRAC) -Jordan activities	EIB	0.1
	Morocco	Regional Integration through Trade and Transport Corridors (TRANSTRAC) -Morocco activities	EIB	0.2
	Tunisia	Tunisian Energy Reform Plan (TUNEREP)	OFID	0.3
	Yemen	Preparation and Implementation Support Project for The Special Industrial Zone (SIZ) Project in Al-Hodeida	ISDB	0.3
	Jordan	Support to Building Active Labor Market Program	WB	0.3
	Jordan	Energy - Social Safety Nets: Sector Reforms	WB	0.6
	Libya	SME Strategy Development	OECD	0.2
	Egypt	Green Growth - Industrial Waste Management and SME Entrepreneurship Hub in Egypt	AFDB	0.1
	Morocco	Local Government Support Program	WB	0.5
	Tunisia	Social Protection Reforms Support Project	WB	0.4
	Tunisia	Strengthening the Employability of Youth during Tunisia's Transition to a Green Economy	ISDB	0.1
	Tunisia	Strengthening the Employability of Youth during Tunisia's Transition to a Green Economy	OECD	0.0
	Jordan	SME Growth Program	EIB	0.2
	Jordan	Enhancing Governance and Strengthening the Regulatory and Institutional Framework for MSME Developme	WB	0.2
	Libya	Finance and Private Sector Development Technical Assistance	WB	0.1
	Libya	Leading the Way: A Leadership Capacity Building Pilot Project at the Country's Decision-Making Level	AFDB	0.2
	Yemen	Accountability Enhancement Project	WB	0.5
	Yemen	Reinforcing the rule of law: Developing the capacities of the judiciary in Yemen	AFESD	0.1
	Yemen	Reinforcing the rule of law: Developing the capacities of the judiciary in Yemen	OECD	0.1
	Tunisia	MENA Regional Affordable Housing Project –Tunisia activities	WB	0.1
	Tunisia	MENA Regional Affordable Housing Project –Tunisia activities	AMF	0.0
	Morocco	MENA Regional Affordable Housing Project –Morocco activities	WB	0.1
	Morocco	MENA Regional Affordable Housing Project –Morocco activities	AMF	0.0
	Egypt	Promoting Financial Inclusion via Mobile Financial Services - activities in Egypt	EIB	0.1
	Jordan	Promoting Financial Inclusion via Mobile Financial Services - activities in Jordan	EIB	0.1
	Morocco	Promoting Financial Inclusion via Mobile Financial Services - activities in Morocco	EIB	0.0
	Tunisia	TRANSTRAC initiative-Support for preparation of Priority Trade and Transport Corridors-Tunisia activities	EIB	0.2
	Tunisia	Enhancing Domestic Resource Mobilisation through Effective Tax System Design and Improved Transparency	OECD	0.1
	Tunisia	Enhancing Domestic Resource Mobilisation through Effective Tax System Design and Improved Transparency	AFDB	0.1
	Tunisia	Development of SMEs Exports through Virtual Market Places	WB	0.0
	Morocco	Development of SMEs Exports through Virtual Market Places	WB	0.0
	Jordan	Development of SMEs Exports through Virtual Market Places	WB	0.0
	Egypt	Strengthening the Rule of Law: Enhancing Effective and Transparent Delivery of Justice and Rule-Making	AFDB	0.1
	Egypt	Strengthening the Rule of Law: Enhancing Effective and Transparent Delivery of Justice and Rule-Making	OECD	0.1
	Egypt	Support to Parliament: Building Capacity and Mainstreaming Inclusive Growth and Decentralization in Egypt	AFDB	0.2
	Egypt	Clearing and Settlement Depository System for Government Securities	EBRD	0.3
	Egypt	Inclusive Regulations for Microfinance Project	WB	0.5
	Jordan	Competitiveness and Investment Technical Assistance	OECD	0.0
	Jordan	Competitiveness and Investment Technical Assistance	WB	0.1
	Jordan	Integrated Inspection Management System	IFC	0.4
	Libya	Electricity Sector Reform Programmatic Technical Assistance	WB	0.0
	Morocco	Accessing Overseas Job Opportunities for Moroccan Youth Project	WB	0.2
	Tunisia	Support to the Program of Holistic Social Business Movement	AFDB	0.1
	Yemen	Education for Employment Project	IFC	0.1
	Yemen	Education for Employment Project	ISDB	0.2
	Egypt	Enhancing the Investment Climate in Egypt, through Equal Access and Simplified Environment for Investmen	WB	0.5
	Egypt	Enhancing the Investment Climate in Egypt, through Equal Access and Simplified Environment for Investmen	OECD	0.1
	Tunisia	Enhancing governance and economic growth in Tunisia: promoting transparency and integrity in public proce	AFDB	0.2
	Egypt	Leveraging Regulatory Reform to Advance Financial Inclusion in Egypt	IFC	0.0
	Morocco	Towards inclusive and open governments: Promoting women's participation in parliaments and policy-maki	OECD	0.0
	Jordan	National Center for Innovation, Higher Council for Science and Technology	EBRD	0.2
	Jordan	Towards inclusive and open governments: Promoting women's participation in parliaments and policy-maki	OECD	0.0
	Egypt	Towards inclusive and open governments: Promoting women's participation in parliaments and policy-maki	OECD	0.0
	Morocco	Improving Connectivity in the Maghreb	OECD	0.1
	Morocco	Improving Connectivity in the Maghreb	WB	0.2
	Jordan	Leveraging Regulatory Reforms to Advance Financial Inclusion in the Arab World	IFC	0.0
	Egypt	Building Capacity and Institutional Strengthening of the Ministry of International Cooperation	AFDB	0.1
	Jordan	Supporting Jordan to improve SME policy effectiveness through better coordination, consultation, monitoring	OECD	0.1
	Jordan	Support Jordan's ongoing decentralisation efforts by promoting good governance and open government poli	OECD	0.1
	Jordan	Economic Legislation Reform	WB	0.1
	Morocco	Strengthening Parliamentary Accountability and Oversight	WB	0.5
	Tunisia	Optimising and Monitoring Employment in Infrastructure Investments	EIB	0.0
	Tunisia	Broadband Internet and ICT for Education Acceleration Project	WB	0.1
	Tunisia	Implementing priority public actions to enhance competitiveness and improve public services through an in	WB	0.2
	Egypt	Enhancing Social Housing Governance	WB	0.1
	Jordan	Strengthening municipal financial management systems to sustain service delivery in municipalities affect	WB	0.1
	Tunisia	Supporting the Design and Implementation of Economic and Social Reforms	OECD	0.1
	Tunisia	Supporting the Design and Implementation of Economic and Social Reforms	AFDB	0.1
	Tunisia	Towards inclusive and open government - Promoting women's participation in parliament, local councils an	OECD	0.1
	Yemen	Crisis Support to Microfinance Institutions	IFC	0.0
	Jordan	Jordan Youth in Public Life - Towards open and inclusive youth engagement	OECD	0.1
	Tunisia	Tunisian Youth in Public Life - Towards open and inclusive youth engagement	OECD	0.1
	Morocco	Moroccan youth in public life - Towards open and inclusive youth engagement.	OECD	0.1
	Egypt	Supporting Public-Private Partnership (PPP) Execution in Egypt	EBRD	0.1
	Yemen	Yemen - Business Resilience Assistance for Value-adding Enterprises (BRAVE) Project	ISDB	0.2
	Egypt	Strengthening Capacity of the Administrative Control Agency to Combat Corruption	AFDB	0.2
	Tunisia	Technical Assistance to Enhance Gas Sector Governance and Competitiveness	WB	0.0
	Jordan	Implementing the 2017-2019 PIM-PPP Action Plan	WB	0.0
	Jordan	Promoting Financial Inclusion Policies in Jordan	WB	0.2
	Libya	Health Sector Support Advisory Services and Analytics Program	WB	0.0
	Morocco	Improving Infrastructure Service Delivery and PPPs	WB	0.0
	Jordan	Promoting Open Government: Supporting the co-ordination and implementation of Jordan's Open Governme	OECD	0.1
	Morocco	Supporting open government and anti-corruption reforms to strengthen trust in administration	OECD	0.1
			Sub-total	15.8
Administrative Budgets		Coordination Unit		1.6
		Trustee		1.8
		Results Framework		0.3
			Sub-total	3.6
			Total	234.3

* Includes cancellation and closure amounts for projects, fees and administrative budget.



Glossary

Term	Definition
Cash and Investments	The Trust Fund's share in the commingled cash and investment pool.
Cash Contribution	Contribution or Installment provided in the form of cash, including encashment.
Cash Transfer	Cash payment made to an Implementation Support Agency under a Transfer Agreement or a Financial Procedures Agreement.
Contribution	The funds provided and to be provided by a Donor to a Trust Fund, as specified in the Contribution Agreement/ Arrangement, or in the Instrument of Commitment
Contribution Agreement/ Arrangement	An agreement or arrangement between a World Bank entity, as Trustee, and a Donor, setting forth specific terms for the receipt and use of a specific Contribution for a specific Trust Fund.
Contribution Paid-In	Contribution or Installment provided in the form of cash, Promissory Note or other instrument acceptable to the Trustee.
Contribution Receivable	Any portion of a Contribution that is not a qualified contribution to be received in the form of Cash or Promissory Note.
Financial Intermediary Fund (FIF)	Funds that involve financial engineering or complex finance schemes, or where the Bank provides a specified set of administrative, financial or operational services.
Funding Availability	Assets available to support funding decisions.
Funds Held in Trust	Cash and Investments plus Promissory Notes receivable if applicable.
Investment Income	Returns (realized and unrealized) on cash and investments, allocated to individual trust funds.
Pledge	A Donor's expression of its intention to make a Contribution.
Promissory Note (if applicable)	A document consisting of a promise to pay that is non-interest bearing and payable on demand.
Financial Procedures Agreement / Arrangement	An agreement or arrangement between a World Bank entity, as Trustee, and an Implementation Support Agency for the commitment and transfer of funds by the Trustee to the Supervising Entity under terms that do not involve Bank responsibility post-transfer