



Special Climate Change Fund (SCCF)

Financial Report

Prepared by the Trustee

As of March 31, 2019



Table of Contents

Table of Contents

Introduction	3
SCCF Trust Fund Financial Summary as of March 31, 2019	4
1. SCCF Trust Fund Summary – Inception through March 31, 2019	5
2. Pledges and Contributions	6
3. Asset Mix and Investment Income	7
4. Cumulative Funding Decisions, Trustee Commitments and Cash Transfers	8
5. Funds Available	9
Annex I - Pledges and Contributions Details by Program: Adaptation and Technology Transfer	10
Annex II - Cumulative Funding Decisions Details by Activity and Agency	11



Introduction

The information contained in this report is prepared based on financial information of the Special Climate Change Fund (SCCF) Trust Fund as of March 31, 2019.

The SCCF was established following the decision of the Conference of the Parties to the United Nations Framework Convention on Climate Change (the “UNFCCC”) at its Seventh Session (“COP 7”) in November 2001 to invite the Global Environment Facility (“GEF”) to operate such a fund (Decision 7/CP.7 of the UNFCCC). At its May 15-17, 2002 biannual meeting, the GEF Council (the “Council”) approved the arrangements proposed for the establishment of such a fund and invited IBRD to act as its Trustee (GEF/C.19/6).

Under the SCCF Trust Fund are the Program for Adaptation and Program for Technology Transfer, both of which have been established under the SCCF following the endorsement by the Council of such Programs on the basis of document GEF/C.24/12, Programming to Implement the Guidance for the Special Climate Change Fund adopted by the Conference of the Parties to the United Nations Framework Convention on Climate Change at its Ninth Session.

The report is produced by the Trustee in accordance with the Trustee’s role as set forth in the paper entitled Arrangements for the Establishment of the New Climate Change Funds (GEF/C.19/6) which states:

“[...] the World Bank would be responsible for the financial management of each fund, including: [...] (iv) the preparation of financial reports regarding the investment and use of the funds’ resources; and (v) regular reporting to the Council on the status of the funds’ resources.”

This report provides (i) a snapshot of the financial situation of the SCCF Trust Fund since its inception to March 31, 2019 and some of the recent developments from October 1, 2018 to March 31, 2019; (ii) the status of pledges and contributions, and (iii) the details of financial activities of the SCCF Trust Fund.



SCCF Trust Fund Financial Summary as of March 31, 2019

Pledges and Contributions:

As of March 31, 2019, 15 donors pledged and signed Contribution Agreements or Contribution Arrangements amounting to USDeq. 352.81 million, including USDeq. 291.77 million towards Program for Adaptation and USDeq. 61.04 million towards Program for Technology Transfer. The Trustee has received USDeq. 347.81 million in cash to date from these donors.

Investment Income:

As of March 31, 2019, the SCCF Trust Fund earned investment income of approximately USD 21.23 million on the undisbursed balance of the Trust Fund, and USD 0.41 million as investment income from external agencies. The SCCF Trust Fund liquid portfolio has returned 0.67%¹ through the calendar year to March 31, 2019.

Funding Approvals and Trustee Commitments:

As of March 31, 2019, cumulative funding decisions by the Council and the CEO amounted to USD 353.87 million. Of the total amount approved, USD 315.09 million was for projects and project preparation activities, USD 30.72 million was for fees, and USD 8.05 million was for administrative expenses and corporate activities of the SCCF.

Funding approved by the Council and the CEO is committed by the Trustee and transferred following established procedures for all financial transactions as agreed between the Trustee and the Agencies. The Trustee has committed a total amount of USD 349.86 million, of which USD 311.32 million relates to projects and project preparation activities, USD 30.49 million to fees, and USD 8.05 million to cover corporate activities and administrative expenses.

Cash Transfers:

Cash transfers were made to Agencies on an as-needed basis to meet their projected disbursement requirements. Out of the cumulative commitments of USD 349.86 million, upon request from Agencies, the Trustee has transferred USD 287.23 million. The balance of USD 62.63 million remains payable as of March 31, 2019.

Funds Held in Trust and Funds Available for Council and CEO Funding Decisions:

Funds Held in Trust reflect financial activities related to new donor payments (cash and promissory notes), encashment of promissory notes, investment income, cash transfers, and the revaluation of the balance of promissory notes at month-end. Funds Held in Trust as of March 31, 2019 amounted to USDeq. 82.23 million.

Funds available to support Council or CEO decision amounted to USD 15.59 million as of March 31, 2019. This represents a net increase of USD 3.02 million compared to funds available as of September 30, 2018 driven by donor contributions, additional investment income earned and cancellation of unused funds.

¹ Represents non-annualized rate of return.



1. SCCF Trust Fund Summary – Inception through March 31, 2019

In USD millions

	Total	% of Total
<u>Donor Pledges and Contributions</u>		
Contributions	352.81	100.0%
Pledges	-	-
Total Pledges and Contributions	352.81	100.0%
<u>Cumulative Resources</u>		
<u>Resources received</u>		
Cash Receipts	347.81	92.9%
Investment Income earned	21.23	5.7%
Investment Income received from external grants	0.41	0.1%
Total Resources Received	369.46	98.7%
<u>Resources not yet received</u>		
Contributions not yet paid	5.00	1.3%
Pledges	-	0.0%
Total resources not yet received	5.00	1.3%
Total Potential Resources (A)	374.46	100.0%
<u>Cumulative Funding Decisions</u>		
Projects	315.09	89.0%
Fees	30.72	8.7%
Administrative Budgets	8.05	2.3%
Total Funding Decisions Net of Cancellation (B)	353.87	100.0%
Total Potential Resources Net of Funding Decisions (A) - (B)	20.59	
<u>Funds Available</u>		
Funds Held in Trust	82.23	
Approved Amounts Pending Cash Transfers	66.64	
Amounts pending Council/CEO approval	-	
Total Funds Available to Support Council / CEO Decisions	15.59	

Note: The totals in the table may not add up due to rounding.



2. Pledges and Contributions

In USD millions

1	Total Pledges Outstanding and Contributions Finalized a/			Pledges Outstanding		Contribution Agreements Finalized				
	2	3 = 5 +	4 = 6 +	5	6	Paid (Receipts)			Unpaid	
		7	9+11			7 = 8 + 10	8	9	10	11
Contributing Participant	Currency	Amount	USDeq. b/	Amount	USDeq. c/	Total Contributions	Amount Paid in Currency	USDeq. d/	Amount Due in Currency	USDeq. c/
Belgium	EUR	31.00	41.21	-	-	31.00	31.00	41.21	-	-
Canada	CAD	13.50	12.89	-	-	13.50	13.50	12.89	-	-
Denmark	DKK	50.00	9.04	-	-	50.00	50.00	9.04	-	-
Finland	e/ EUR	13.87	17.95	-	-	13.87	13.87	17.95	-	-
	USD	0.37	0.37	-	-	0.37	0.37	0.37	-	-
Germany	EUR	90.02	120.45	-	-	90.02	90.02	120.45	-	-
Ireland	USD	2.13	2.13	-	-	2.13	2.13	2.13	-	-
Italy	USD	10.00	10.00	-	-	10.00	5.00	5.00	5.00 f/	5.00
Netherlands	EUR	2.40	3.13	-	-	2.40	2.40	3.13	-	-
Norway	NOK	198.00	34.59	-	-	198.00	198.00	34.59	-	-
Portugal	EUR	1.07	1.30	-	-	1.07	1.07	1.30	-	-
Spain	EUR	9.00	12.35	-	-	9.00	9.00	12.35	-	-
Sweden	SEK	40.00	6.12	-	-	40.00	40.00	6.12	-	-
Switzerland	e/ CHF	12.60	12.28	-	-	12.60	12.60	12.28	-	-
	USD	0.40	0.40	-	-	0.40	0.40	0.40	-	-
United Kingdom	GBP	10.00	18.60	-	-	10.00	10.00	18.60	-	-
United States	USD	50.00	50.00	-	-	50.00	50.00	50.00	-	-
			352.81					347.81		5.00

a/ Pledged contributions are made towards the Program for Adaptation and for the Transfer of Technology.

b/ Represents (1) the actual US dollar value of paid-in cash contributions and (2) March 31, 2019 value of outstanding pledges and unpaid amounts.

c/ Valued at the exchange rates available on

d/ Represents the actual US dollar value of paid-in cash contributions.

e/ Contributions made in more than one currency.

f/ Represents past due contribution.

Note: The totals in the table may not add up due to rounding.

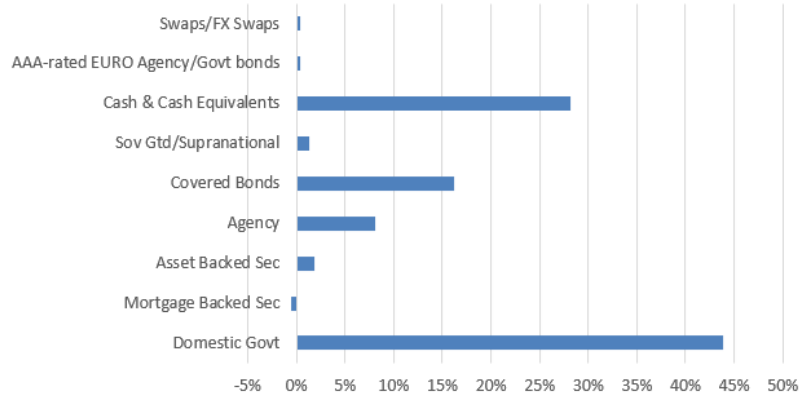
- The above table shows the total pledges and contributions to the SCCF. As of March 31, 2019, the Trustee had entered into Contribution Agreements with 15 donors for a total contribution of USDeq. 352.81 million and has received USDeq. 347.81 million in cash.



3. Asset Mix and Investment Income

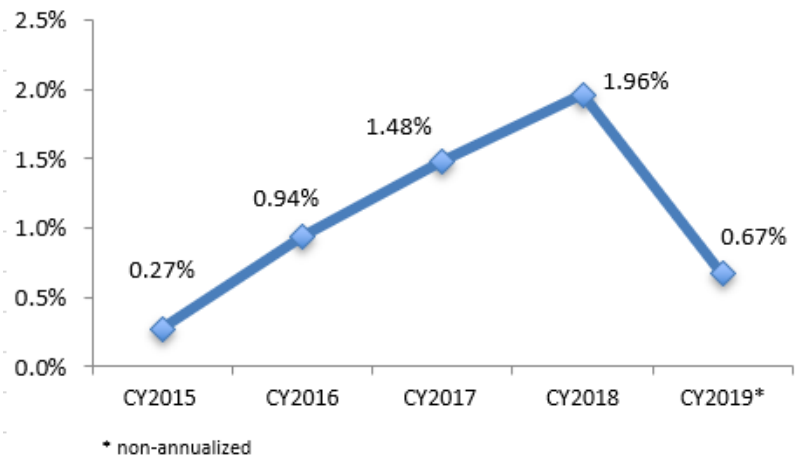
ASSET MIX

Funds held in trust by the World Bank (as the Trustee) are maintained in a commingled investment portfolio (the “Pool”) for all trust funds administered by the World Bank. The assets in the Pool are managed in accordance with the investment strategy established for all trust funds administered by the World Bank. The chart reflects the asset mix of the portfolio in which SCCF funds are invested as of March 31, 2019².



INVESTMENT RETURNS

The SCCF funds are invested in accordance with the investment strategy established for all trust funds administered by the World Bank. Funds are managed such that the expected maximum loss, as measured by the Conditional Value-at-Risk (CVaR), at the portfolio’s investment horizon, is not to exceed 1% with 99% confidence. The SCCF Trust Fund liquid portfolio (which totaled approximately USD 82.23 million at end-March 2019) earned approximately USD 21.23 million in investment income since inception. In addition, the investment income received from the external agencies is USD 0.41 million.



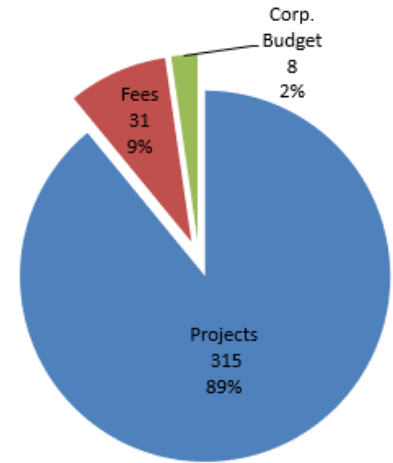
² Mortgage backed securities (MBS) allocation includes To Be Announced (TBA) contracts, for which only Mark- to-Market (MTM) is used to calculate the value of the position, which as a result could be negative.



4. Cumulative Funding Decisions, Trustee Commitments and Cash Transfers

FUNDING DECISIONS BY ACTIVITY

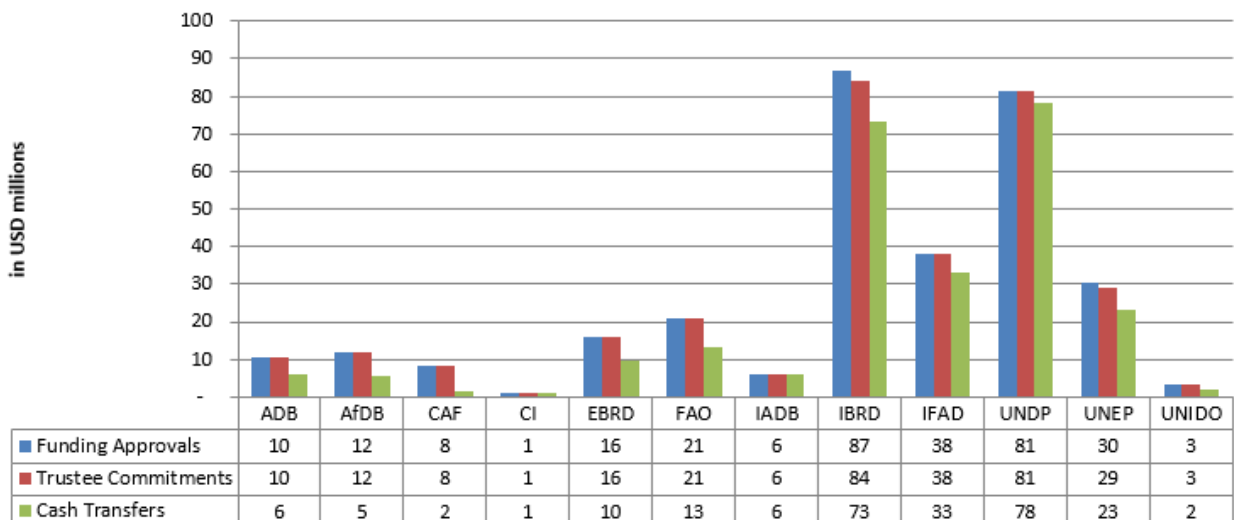
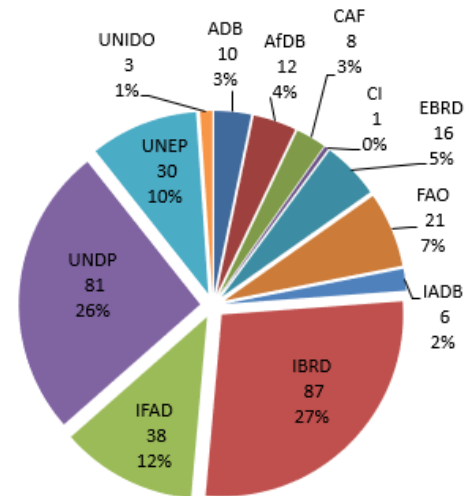
Since inception to March 31, 2019 funding approvals made by the LDCF/SCCF Council totaled USD 353.87 million. Projects represent about 89%, fees for Agencies 9%, and corporate budgets for the Secretariat, the Trustee, STAP and Independent Evaluation Office 2%.



PROJECT FUNDING DECISIONS BY AGENCY

The pie chart shows the project funding decisions by Agency. Of the total USD 315.09 million of approved projects to date, 27% has been allocated to IBRD, 26% to UNDP, 12% to IFAD and 10% to UNEP.

The bar chart below shows Agency-wise breakdown of project funding decisions, commitments and transfers by Trustee. Details of funding approvals, commitments and cash transfers can be found in Annex II.



5. Funds Available

In USD millions

	As of March 31, 2019		As of September 30, 2018		Change
	(a)	(b)	(a)	(b)	(c) = (a) - (b)
I. Program for Adaptation					
1. Funds held in Trust	51.62	51.62	73.83	73.83	(22.21)
a. Cash and investments	51.62		73.83		(22.21)
b. Unencashed promissory notes	-		-		-
2. Approved Amounts Pending Cash Transfers to Agencies	41.26	41.26	64.89	64.89	(23.64)
a. Trustee committed	37.25		60.89		(23.64)
b. Approved by Council/CEO pending Endorsement	1.10		1.10		-
c. Umbrella Set-aside	2.91		2.91		-
3. Funding decisions pending for Council/CEO approval	-	-	-	-	-
4. Funds Available to Support Council or CEO Decisions (4 = 1 - 2 - 3)	10.37	10.37	8.94	8.94	1.43
II. Program for Technology Transfer					
5. Funds held in Trust	30.60	30.60	30.81	30.81	(0.21)
a. Cash and investments	30.60		30.81		(0.21)
b. Unencashed promissory notes	-		-		-
6. Approved Amounts Pending Cash Transfers to Agencies	25.38	25.38	27.18	27.18	(1.81)
a. Trustee committed	25.38		27.18		(1.81)
b. Approved by Council/CEO pending Endorsement	-		-		-
7. Funds Available to Support Council or CEO Decisions (7 = 5 - 6)	5.22	5.22	3.63	3.63	1.59
III. Total SCCF Funds Available for Council/CEO approval and/or CEO endorsement (4 + 7)	15.59	15.59	12.57	12.57	3.02

Note: The totals in the table may not add up due to rounding

Highlights for the period October 1, 2018 through March 31, 2019:

- **Funds Held in Trust** represent cumulative cash receipts and investment income less cumulative cash transfers, and amount to USD 82.23 million as of March 31, 2019 (including USD 51.62 million for Program for Adaptation and USD 30.60 million for Program for Technology Transfer). Funds Held in Trust decreased by USD 22.42 million due to the increase in cash transfers (USD 24.5 million), offset by investment income (USD 1.58 million) and contributions by Switzerland (CHF 0.5 million)..
- **Funding Decisions Pending Cash Transfer** arising from the LDCE/SCCF Council approvals amount to USD 66.64 million for both Programs.

Funding Availability for Council decision amounts to USD 15.59 million representing an increase of USD 3.02 million over the prior reporting period due largely from inflows from investment income.

Annex I - Pledges and Contributions Details by Program: Adaptation and Technology Transfer

In USD millions

1	Total Pledges Outstanding and Contributions Finalized			Pledges Outstanding		Contribution Agreements Finalized				
	2	3 = 5 + 7	4 = 6 + 9 + 11	5	6	Paid (Receipts)		Unpaid		
						7 = 8 + 10	8	9	10	11
Contributing Participant	Currency	Amount	USDeq. a/	Amount	USDeq. b/	Total Contributions	Amount Paid in Currency	USDeq. c/	Amount Due in Currency	USDeq. b/
Program for Adaptation										
Canada	CAD	11.00	10.34	-	-	11.00	11.00	10.34	-	-
Denmark	DKK	40.00	7.23	-	-	40.00	40.00	7.23	-	-
Finland	d/ USD	0.37	0.37	-	-	0.37	0.37	0.37	-	-
	EUR	13.52	17.52	-	-	13.52	13.52	17.52	-	-
Germany	EUR	90.02	120.45	-	-	90.02	90.02	120.45	-	-
Ireland	USD	1.28	1.28	-	-	1.28	1.28	1.28	-	-
Italy	USD	5.00	5.00	-	-	5.00	0.00	0.00	5.00 e/	5.00
Netherlands	EUR	2.40	3.13	-	-	2.40	2.40	3.13	-	-
Norway	NOK	181.50	31.59	-	-	181.50	181.50	31.59	-	-
Portugal	EUR	1.07	1.30	-	-	1.07	1.07	1.30	-	-
Spain	EUR	8.00	11.05	-	-	8.00	8.00	11.05	-	-
Sweden	SEK	37.00	5.69	-	-	37.00	37.00	5.69	-	-
Switzerland	d/ CHF	8.00	7.81	-	-	8.00	8.00	7.81	-	-
	USD	0.40	0.40	-	-	0.40	0.40	0.40	-	-
United Kingdom	GBP	10.00	18.60	-	-	10.00	10.00	18.60	-	-
United States	USD	50.00	50.00	-	-	50.00	50.00	50.00	-	-
			291.77					286.77		5.00
Program for Technology Transfer										
Belgium	EUR	31.00	41.21	-	-	31.00	31.00	41.21	-	-
Canada	CAD	2.50	2.55	-	-	2.50	2.50	2.55	-	-
Denmark	DKK	10.00	1.81	-	-	10.00	10.00	1.81	-	-
Finland	EUR	0.35	0.42	-	-	0.35	0.35	0.42	-	-
Ireland	USD	0.85	0.85	-	-	0.85	0.85	0.85	-	-
Italy	USD	5.00	5.00	-	-	5.00	5.00	5.00	-	-
Norway	NOK	16.50	3.00	-	-	16.50	16.50	3.00	-	-
Spain	EUR	1.00	1.30	-	-	1.00	1.00	1.30	-	-
Sweden	SEK	3.00	0.43	-	-	3.00	3.00	0.43	-	-
Switzerland	CHF	4.60	4.47	-	-	4.60	4.60	4.47	-	-
			61.04					61.04		
TOTAL			352.81					347.81		5.00

a/ Represents (1) the actual US dollar value of paid-in cash contributions and (2) March 31, 2019 value of amount pending FX.

b/ Valued at the exchange rates available on March 31, 2019.

c/ Represents the actual US dollar value of paid-in cash contributions.

d/ Contributions made in more than one currency.

e/ Represents past due payment.

Note: The totals in the table may not add up due to rounding

Annex II - Cumulative Funding Decisions Details by Activity and Agency

Entity	Cumulative Net Amounts			
	Approved	Commitments	Transfers	Amount
	Allocations			Due
(1)	(2)	(3)	(4) = (2) - (3)	
<u>Projects</u>				
ADB	10.31	10.31	5.99	4.32
AfDB	12.08	12.08	5.48	6.61
CAF	8.46	8.46	1.69	6.77
CI	1.08	1.08	1.08	0.00
EBRD	16.14	16.14	9.75	6.39
FAO	21.00	21.00	13.06	7.94
IADB	6.03	6.03	6.03	0.00
IBRD	86.91	84.13	73.17	10.96
IFAD	38.16	38.16	33.19	4.97
UNDP	81.30	81.30	78.07	3.23
UNEP	30.23	29.23	23.03	6.19
UNIDO	3.40	3.40	1.80	1.60
Sub-total	315.09	311.32	252.34	58.98
<u>Fees</u>				
ADB	1.03	1.03	0.60	0.43
AfDB	1.13	1.13	0.00	1.13
CAF	0.48	0.48	0.48	0.00
CI	0.10	0.10	0.10	0.00
EBRD	1.58	1.58	1.21	0.37
FAO	1.77	1.77	1.77	0.00
IADB	0.60	0.60	0.60	0.00
IBRD	8.98	8.84	8.84	0.00
IFAD	3.75	3.75	2.55	1.19
UNDP	7.95	7.95	7.95	0.00
UNEP	3.02	2.93	2.93	0.00
UNIDO	0.32	0.32	0.18	0.14
Sub-total	30.72	30.49	27.22	3.27
<u>Corporate Budget ^{a/}</u>				
Secretariat	4.65	4.65	4.65	0.00
Evaluation	0.43	0.43	0.43	0.00
STAP	0.75	0.75	0.37	0.38
Trustee	2.22	2.22	2.22	0.00
Sub-total	8.05	8.05	7.67	0.38
Total for SCCF	353.87	349.86	287.23	62.63

^{a/} Includes amounts allocated to cover administrative expenses to manage the SCCF and Corporate activities.

Note: The totals in the table may not add up due to rounding.