



Special Climate Change Fund (SCCF)

Financial Report

Prepared by the Trustee

As of September 30, 2019



Table of Contents

Table of Contents

Introduction	3
SCCF Trust Fund Financial Summary as of September 30, 2019.....	4
1. SCCF Trust Fund Summary – Inception through September 30, 2019	5
2. Pledges and Contributions	6
3. Asset Mix and Investment Income.....	7
4. Cumulative Funding Decisions, Trustee Commitments and Cash Transfers.....	8
5. Funds Available	9
Annex I - Pledges and Contributions Details by Program: Adaptation and Technology Transfer	10
Annex II - Cumulative Funding Decisions Details by Activity and Agency	11



Introduction

The information contained in this report is prepared based on financial information of the Special Climate Change Fund (SCCF) Trust Fund as of September 30, 2019.

The SCCF was established following the decision of the Conference of the Parties to the United Nations Framework Convention on Climate Change (the “UNFCCC”) at its Seventh Session (“COP 7”) in November 2001 to invite the Global Environment Facility (“GEF”) to operate such a fund (Decision 7/CP.7 of the UNFCCC). At its May 15-17, 2002 biannual meeting, the GEF Council (the “Council”) approved the arrangements proposed for the establishment of such a fund and invited IBRD to act as its Trustee (GEF/C.19/6).

Under the SCCF Trust Fund are the Program for Adaptation and Program for Technology Transfer, both of which have been established under the SCCF following the endorsement by the Council of such Programs on the basis of document GEF/C.24/12, Programming to Implement the Guidance for the Special Climate Change Fund adopted by the Conference of the Parties to the United Nations Framework Convention on Climate Change at its Ninth Session.

The report is produced by the Trustee in accordance with the Trustee’s role as set forth in the paper entitled Arrangements for the Establishment of the New Climate Change Funds (GEF/C.19/6) which states:

“[...] the World Bank would be responsible for the financial management of each fund, including: [...] (iv) the preparation of financial reports regarding the investment and use of the funds’ resources; and (v) regular reporting to the Council on the status of the funds’ resources.”

This report provides (i) a snapshot of the financial situation of the SCCF Trust Fund since its inception to September 30, 2019 and some of the recent developments from October 1, 2019 to November 15, 2019; (ii) the status of pledges and contributions, and (iii) the details of financial activities of the SCCF Trust Fund.



SCCF Trust Fund Financial Summary as of September 30, 2019

Pledges and Contributions:

As of September 30, 2019, 15 donors pledged and signed Contribution Agreements or Contribution Arrangements amounting to USDeq. 356.09 million, including USDeq. 294.76 million towards Program for Adaptation and USDeq. 61.33 million towards Program for Technology Transfer. The Trustee has received USDeq. 347.81 million in cash to date from these donors.

Investment Income:

As of September 30, 2019, the SCCF Trust Fund earned investment income of approximately USD 22.37 million on the undisbursed balance of the Trust Fund, and USD 0.78 million as investment income from external agencies. The SCCF Trust Fund liquid portfolio has returned 2.02%¹ through the calendar year to September 30, 2019.

Funding Approvals and Trustee Commitments:

As of September 30, 2019, cumulative funding decisions by the Council and the CEO amounted to USD 355.61 million. Of the total amount approved, USD 316.01 million was for projects and project preparation activities, USD 30.81 million was for fees, and USD 8.8 million was for administrative expenses and corporate activities of the SCCF.

Funding approved by the Council and the CEO is committed by the Trustee and transferred following established procedures for all financial transactions as agreed between the Trustee and the Agencies. The Trustee has committed a total amount of USD 351.75 million, of which USD 312.34 million relates to projects and project preparation activities, USD 30.61 million to fees, and USD 8.8 million to cover corporate activities and administrative expenses.

Cash Transfers:

Cash transfers were made to Agencies on an as-needed basis to meet their projected disbursement requirements. Out of the cumulative commitments of USD 351.75 million, upon request from Agencies, the Trustee has transferred USD 294.54 million. The balance of USD 57.21 million remains payable as of September 30, 2019.

Funds Held in Trust and Funds Available for Council and CEO Funding Decisions:

Funds Held in Trust reflect financial activities related to new donor payments (cash and promissory notes), encashment of promissory notes, investment income, cash transfers, and the revaluation of the balance of promissory notes at month-end. Funds Held in Trust as of September 30, 2019 amounted to USDeq. 76.44 million.

Funds available to support Council or CEO decision amounted to USD 15.36 million as of September 30, 2019. This represents a net decrease of USD 0.23 million compared to funds available as of March 31, 2019. Fund transfers from April 1, 2019 to September 30, 2019 exceeded new funding approvals by the Council and CEO, receipt of new funds from donors and investment income earned during the same period.

Updates for the period October 1 to November 15, 2019: Contribution payment from Switzerland of CHF 0.79 million (USDeq. 0.79 million) was received in October 2019.

¹ Represents non-annualized rate of return.



1. SCCF Trust Fund Summary – Inception through September 30, 2019

In USD millions

	Total	% of Total
<u>Donor Pledges and Contributions</u>		
Contributions	353.60	99.3%
Pledges	2.48	0.7%
Total Pledges and Contributions	356.09	100.0%
<u>Cumulative Resources</u>		
<u>Resources received</u>		
Cash Receipts	347.81	91.7%
Investment Income earned	22.37	5.9%
Investment Income received from external grants	0.78	0.2%
Total Resources Received	370.97	97.8%
<u>Resources not yet received</u>		
Contributions not yet paid	5.79	1.5%
Pledges	2.48	0.7%
Total resources not yet received	8.28	2.2%
Total Potential Resources (A)	379.24	100.0%
<u>Cumulative Funding Decisions</u>		
Projects	316.01	88.9%
Fees	30.81	8.7%
Administrative Budgets	8.80	2.5%
Total Funding Decisions Net of Cancellation (B)	355.61	100.0%
Total Potential Resources Net of Funding Decisions (A) - (B)	23.63	
<u>Funds Available</u>		
Funds Held in Trust	76.44	
Approved Amounts Pending Cash Transfers	61.07	
Amounts pending Council/CEO approval	-	
Total Funds Available to Support Council / CEO Decisions	15.36	

Note: The totals in the table may not add up due to rounding.

2. Pledges and Contributions

In USD millions

1	Total Pledges Outstanding and Contributions Finalized a/			Pledges Outstanding		Contribution Agreements Finalized				
	2	3 = 5 +	4 = 6 +	5	6	Paid (Receipts)			Unpaid	
		7	9+ 11			7 = 8 + 10	8	9	10	11
Contributing Participant	Currency	Amount	USDeq. b/	Amount	USDeq. c/	Total Contributions	Amount Paid in Currency	USDeq. d/	Amount Due in Currency	USDeq. c/
Belgium	EUR	31.00	41.21	-	-	31.00	31.00	41.21	-	-
Canada	CAD	13.50	12.89	-	-	13.50	13.50	12.89	-	-
Denmark	DKK	50.00	9.04	-	-	50.00	50.00	9.04	-	-
Finland	e/ EUR	13.87	17.95	-	-	13.87	13.87	17.95	-	-
	USD	0.37	0.37	-	-	0.37	0.37	0.37	-	-
Germany	EUR	90.02	120.45	-	-	90.02	90.02	120.45	-	-
Ireland	USD	2.13	2.13	-	-	2.13	2.13	2.13	-	-
Italy	USD	10.00	10.00	-	-	10.00	5.00	5.00	5.00 f/	5.00
Netherlands	EUR	2.40	3.13	-	-	2.40	2.40	3.13	-	-
Norway	NOK	198.00	34.59	-	-	198.00	198.00	34.59	-	-
Portugal	EUR	1.07	1.30	-	-	1.07	1.07	1.30	-	-
Spain	EUR	9.00	12.35	-	-	9.00	9.00	12.35	-	-
Sweden	SEK	40.00	6.12	-	-	40.00	40.00	6.12	-	-
Switzerland	e/ CHF	13.39	13.07	-	-	13.39	12.60	12.28	0.79 g/	0.79
	USD	2.88	2.88	2.48 g/	2.48	0.40	0.40	0.40	-	-
United Kingdom	GBP	10.00	18.60	-	-	10.00	10.00	18.60	-	-
United States	USD	50.00	50.00	-	-	50.00	50.00	50.00	-	-
			356.09		2.48		347.81		5.79	

a/ Pledged contributions are made towards the Program for Adaptation and for the Transfer of Technology.

b/ Represents (1) the actual US dollar value of paid-in cash contributions and (2) September 30, 2019 value of outstanding pledges and unpaid amounts.

c/ Valued at the exchange rates available on September 30, 2019

d/ Represents the actual US dollar value of paid-in cash contributions.

e/ Contributions made in more than one currency.

f/ Represents past due contribution.

g/ Represents 75% of Switzerland's pledge of USD 3,312,500 made during the 25th Council meeting in December 2018 which is subject to parliamentary approval. 25% of the pledge was formalized with contribution agreement in August 2019 and reflected as unpaid contribution in CHF currency.

Note: The totals in the table may not add up due to rounding.

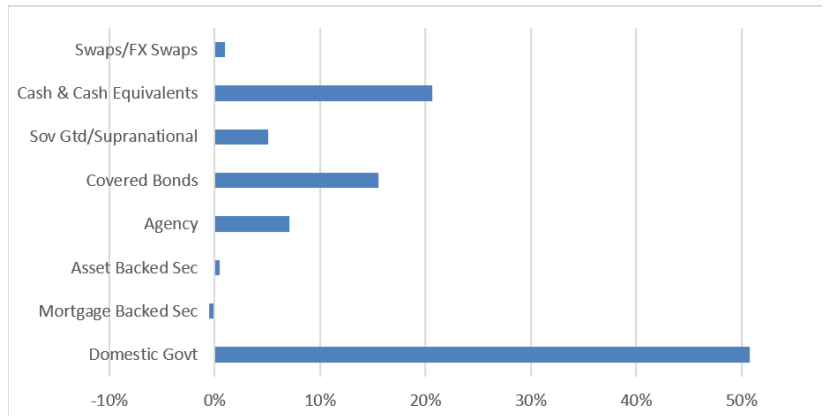
- The above table shows the total pledges and contributions to the SCCF. As of September 30, 2019, the Trustee had entered into Contribution Agreements with 15 donors for a total contribution of USDeq. 353.6 million and has received USDeq. 347.81 million in cash. In addition, an amount of USD 2.48 million has been pledged by Switzerland.



3. Asset Mix and Investment Income

ASSET MIX

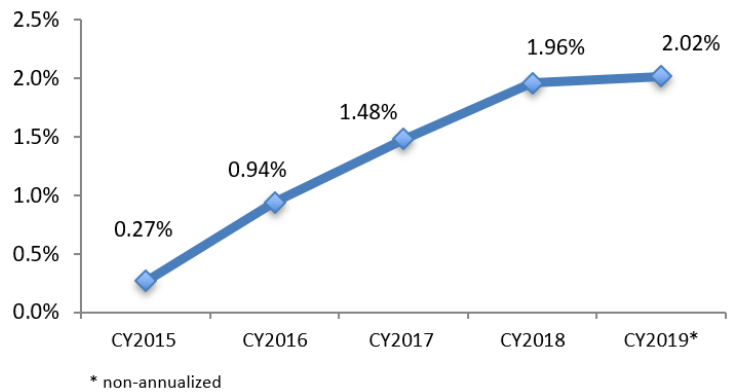
Funds held in trust by the World Bank (as the Trustee) are maintained in a commingled investment portfolio (the “Pool”) for all trust funds administered by the World Bank. The assets in the Pool are managed in accordance with the investment strategy established for all trust funds administered by the World Bank. The chart reflects the asset mix of the portfolio in which SCCF funds are invested as of September 30, 2019².



INVESTMENT RETURNS

The SCCF funds are invested in accordance with the investment strategy established for all trust funds administered by the World Bank. Funds are managed such that the expected maximum loss, as measured by the Conditional Value-at-Risk (CVaR), at the portfolio’s investment horizon, is not to exceed 1% with 99% confidence.

The SCCF Trust Fund liquid portfolio (which totaled approximately USD 76.44 million at end-September 2019) earned approximately USD 22.37 million in investment income since inception.



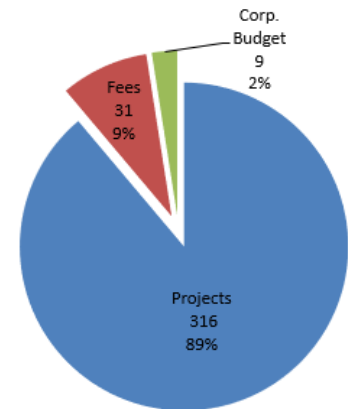
² Mortgage backed securities (MBS) allocation includes To Be Announced (TBA) contracts, for which only Mark- to-Market (MTM) is used to calculate the value of the position, which as a result could be negative.



4. Cumulative Funding Decisions, Trustee Commitments and Cash Transfers

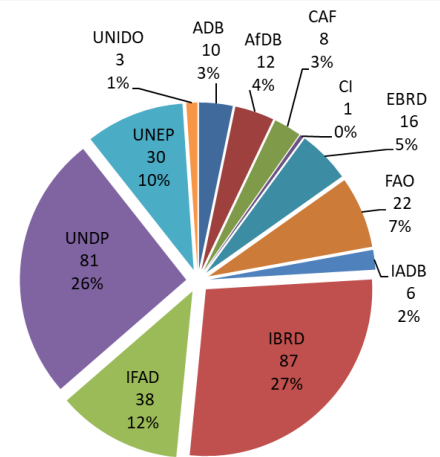
FUNDING DECISIONS BY ACTIVITY

Since inception to September 30, 2019 funding approvals made by the LDCF/SCCF Council totaled USD 355.61 million. Projects represent about 89%, fees for Agencies 9%, and corporate budgets for the Secretariat, the Trustee, STAP and Independent Evaluation Office 2%.

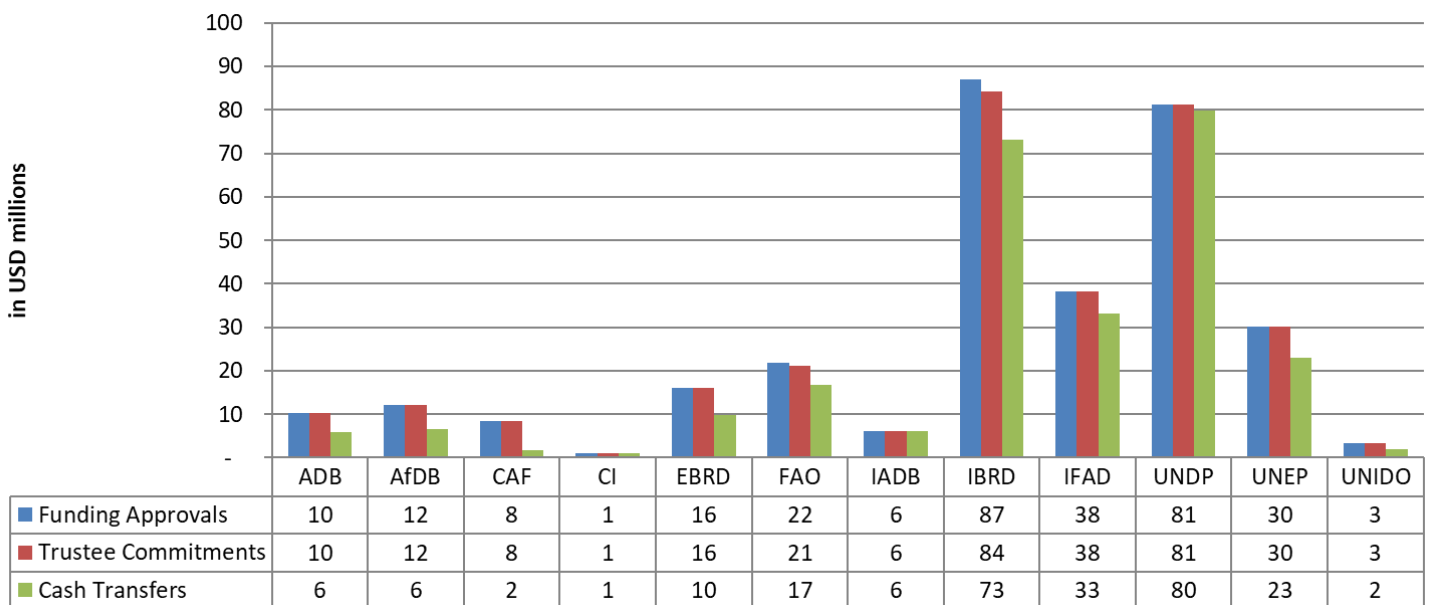


PROJECT FUNDING DECISIONS BY AGENCY

The pie chart shows the project funding decisions by Agency. Of the total USD 316.01 million of approved projects to date, 27% has been allocated to IBRD, 26% to UNDP, 12% to IFAD and 10% to UNEP.



The bar chart below shows Agency-wise breakdown of project funding decisions, commitments and transfers by Trustee. Details of funding approvals, commitments and cash transfers can be found in Annex II.



5. Funds Available

In USD millions

I. Program for Adaptation	As of September 30, 2019	As of March 31, 2019	Change
	(a)	(b)	(c) = (a) - (b)
1. Funds held in Trust	46.67	51.62	(4.96)
a. Cash and investments	46.67	51.62	(4.96)
b. Unencashed promissory notes	-	-	-
2. Approved Amounts Pending Cash Transfers to Agencies	36.97	41.26	(4.29)
a. Trustee committed	33.10	37.25	(4.15)
b. Approved by Council/CEO pending Endorsement	0.95	1.10	(0.14)
c. Umbrella Set-aside	2.91	2.91	-
3. Funding decisions pending for Council/CEO approval	-	-	-
4. Funds Available to Support Council or CEO Decisions (4 = 1 - 2 - 3)	<u>9.70</u>	<u>10.37</u>	<u>(0.66)</u>
II. Program for Technology Transfer	As of September 30, 2019	As of March 31, 2019	Change
	(a)	(a)	(c) = (a) - (b)
5. Funds held in Trust	29.77	30.60	(0.83)
a. Cash and investments	29.77	30.60	(0.83)
b. Unencashed promissory notes	-	-	-
6. Approved Amounts Pending Cash Transfers to Agencies	24.11	25.38	(1.27)
a. Trustee committed	24.11	25.38	(1.27)
b. Approved by Council/CEO pending Endorsement	-	-	-
7. Funds Available to Support Council or CEO Decisions (7 = 5 - 6)	<u>5.66</u>	<u>5.22</u>	<u>0.44</u>
III. Total SCCF Funds Available for Council/CEO approval and/or CEO endorsement (4 + 7)	<u>15.36</u>	<u>15.59</u>	<u>(0.23)</u>

Note: The totals in the table may not add up due to rounding

Highlights for the period April 1, 2019 through September 30, 2019:

- **Funds Held in Trust** represent cumulative cash receipts and investment income less cumulative cash transfers, and amount to USD 76.44 million as of September 30, 2019 (including USD 46.67 million for Program for Adaptation and USD 29.77 million for Program for Technology Transfer). Funds Held in Trust decreased by USD 5.79 million due to the increase in cash transfers (USD 7.3 million), offset by investment income (USD 1.51 million).
- **Funding Decisions Pending Cash Transfer** arising from the LDCF/SCCF Council approvals amount to USD 61.07 million for both Programs.

Funding Availability for Council decision amounts to USD 15.36 million representing a decrease of USD 0.23 million over the prior reporting period because fund transfers exceeded new funding approvals by the Council and CEO, receipt of new funds from donors and investment income earned during the same period.

Annex I - Pledges and Contributions Details by Program: Adaptation and Technology Transfer

In USD millions

1	Total Pledges Outstanding and Contributions Finalized			Pledges Outstanding		Contribution Agreements Finalized				
	2	3 = 5 + 7	4 = 6 + 9+	5	6	Paid (Receipts)		Unpaid		
						7 = 8 + 10	8	9	10	11
Contributing Participant	Currency	Amount	USDeq. a/	Amount	USDeq. b/	Total Contributions	Amount Paid in Currency	USDeq. c/	Amount Due in Currency	USDeq. b/
I. Program for Adaptation										
Canada	CAD	11.00	10.34	-	-	11.00	11.00	10.34	-	-
Denmark	DKK	40.00	7.23	-	-	40.00	40.00	7.23	-	-
Finland	d/ USD	0.37	0.37	-	-	0.37	0.37	0.37	-	-
	EUR	13.52	17.52	-	-	13.52	13.52	17.52	-	-
Germany	EUR	90.02	120.45	-	-	90.02	90.02	120.45	-	-
Ireland	USD	1.28	1.28	-	-	1.28	1.28	1.28	-	-
Italy	USD	5.00	5.00	-	-	5.00	0.00	0.00	5.00 e/	5.00
Netherlands	EUR	2.40	3.13	-	-	2.40	2.40	3.13	-	-
Norway	NOK	181.50	31.59	-	-	181.50	181.50	31.59	-	-
Portugal	EUR	1.07	1.30	-	-	1.07	1.07	1.30	-	-
Spain	EUR	8.00	11.05	-	-	8.00	8.00	11.05	-	-
Sweden	SEK	37.00	5.69	-	-	37.00	37.00	5.69	-	-
Switzerland	d/ CHF	8.00	8.31	-	-	8.00	8.00	7.81	0.50 f/	0.50
	USD	2.88	2.88	2.48 f/	2.48	0.40	0.40	0.40	-	-
United Kingdom	GBP	10.00	18.60	-	-	10.00	10.00	18.60	-	-
United States	USD	50.00	50.00	-	-	50.00	50.00	50.00	-	-
			294.76		2.48			286.77		5.50
II. Program for Technology Transfer										
Belgium	EUR	31.00	41.21	-	-	31.00	31.00	41.21	-	-
Canada	CAD	2.50	2.55	-	-	2.50	2.50	2.55	-	-
Denmark	DKK	10.00	1.81	-	-	10.00	10.00	1.81	-	-
Finland	EUR	0.35	0.42	-	-	0.35	0.35	0.42	-	-
Ireland	USD	0.85	0.85	-	-	0.85	0.85	0.85	-	-
Italy	USD	5.00	5.00	-	-	5.00	5.00	5.00	-	-
Norway	NOK	16.50	3.00	-	-	16.50	16.50	3.00	-	-
Spain	EUR	1.00	1.30	-	-	1.00	1.00	1.30	-	-
Sweden	SEK	3.00	0.43	-	-	3.00	3.00	0.43	-	-
Switzerland	CHF	4.60	4.76	-	-	4.60	4.60	4.47	0.29 f/	0.29
			61.33		-			61.04		0.29
TOTAL			356.09		2.48			347.81		5.79

a/ Represents (1) the actual US dollar value of paid-in cash contributions and (2) September 30, 2019 value of amount pending FX.

b/ Valued at the exchange rates available on September 30, 2019.

c/ Represents the actual US dollar value of paid-in cash contributions.

d/ Contributions made in more than one currency.

e/ Represents past due payment.

f/ Represents 75% of Switzerland's pledge of USD 3,312,500 made during the 25th Council meeting in December 2018 which is subject to parliamentary approval. 25% of the pledge was formalized with contribution agreement in August 2019 and reflected as unpaid contribution in CHF currency.

Note: The totals in the table may not add up due to rounding



Annex II - Cumulative Funding Decisions Details by Activity and Agency

Entity	Cumulative Net Amounts			
	Approved	Commitments	Transfers	Amount
	Allocations			Due
(1)	(2)	(3)	(4) = (2) - (3)	
<u>Projects</u>				
ADB	10.31	10.31	5.99	4.32
AfDB	12.08	12.08	6.48	5.61
CAF	8.46	8.46	1.69	6.77
CI	1.08	1.08	1.08	0.00
EBRD	16.14	16.14	9.75	6.39
FAO	21.92	21.03	16.76	4.27
IADB	6.03	6.03	6.03	0.00
IBRD	86.91	84.13	73.17	10.96
IFAD	38.16	38.16	33.19	4.97
UNDP	81.30	81.30	79.92	1.38
UNEP	30.23	30.23	23.03	7.19
UNIDO	3.40	3.40	1.91	1.49
Sub-total	316.01	312.34	259.00	53.35
<u>Fees</u>				
ADB	1.03	1.03	0.60	0.43
AfDB	1.13	1.13	0.00	1.13
CAF	0.48	0.48	0.48	0.00
CI	0.10	0.10	0.10	0.00
EBRD	1.58	1.58	1.21	0.37
FAO	1.85	1.79	1.79	0.00
IADB	0.60	0.60	0.60	0.00
IBRD	8.98	8.84	8.84	0.00
IFAD	3.75	3.75	2.55	1.19
UNDP	7.95	7.95	7.95	0.00
UNEP	3.02	3.02	2.93	0.10
UNIDO	0.32	0.32	0.20	0.13
Sub-total	30.81	30.61	27.25	3.35
<u>Corporate Budget ^{a/}</u>				
Secretariat	5.13	5.13	5.13	0.00
Evaluation	0.45	0.45	0.45	0.00
STAP	0.88	0.88	0.37	0.51
Trustee	2.33	2.33	2.33	0.00
Sub-total	8.80	8.80	8.29	0.51
Total for SCCF	355.61	351.75	294.54	57.21

^{a/} Includes amounts allocated to cover administrative expenses to manage the SCCF and Corporate activities.

Note: The totals in the table may not add up due to rounding.