

CLIMATE INVESTMENT FUNDS

March 25, 2013 (Rev.1)

CIF DISBURSEMENT REPORT

(CIF DISBURSEMENTS AS OF DECEMBER 31, 2012)

Note: The annexes of this report have been revised. Figures and analysis preceding the annexes were not affected by these revisions.

INTRODUCTION

1. It has been agreed by the CIF governing bodies that a report on the disbursement of CIF funds will be made available twice a year. For the purposes of this report, disbursements refer to cash payments from MDBs to recipients.
2. This *Disbursement Report* was prepared based on information provided by MDBs to the Trustee as of December 31, 2012. CIF financing figures, and expected CIF committee and MDB approval dates are based on CIF pipeline information last updated by MDBs on January 31, 2013.
3. The main body of this report presents disbursement information against the project disbursement profile of each CIF program. The annexes to this report present disbursement information for each MDB and for each country investment plan. A listing of disbursements by project is also provided in the annexes.

Background

4. MDB projects and programs are planned and executed over the span of several years using MDB policies and procedures. Following MDB approval, conditions for effectiveness and first disbursement often require several months of preparation. Disbursements typically reflect multi-year implementation time horizons, as full disbursement of programmed funds ordinarily can require a number of years.
5. While the importance of accelerating disbursements of CIF resources has been recognized, it should also be recalled that disbursements are not the only metric for assessing pipeline progress. From the perspective of MDBs, commitment of funds to clients through either project or contract signings may be a better indicator of the progress of a project than the rate of disbursement. A range of factors can dictate the disbursement rate for a project or investment plan, and a faster or slower rate does not necessarily reflect upon the extent to which the stated objectives are achieved. Accelerating disbursements in CIF programs is a priority, but over-emphasizing the need for rapid disbursements can undermine other considerations with the potential to maximize project impact, such as stakeholder consultations, sound technical analysis and preparation before implementation of a project, or a transparent procurement process.
6. Incorporating input from MDBs, a general framework for projecting disbursements on an annual basis across the four CIF programs has been prepared and presented in this report so as to contribute to generating a shared expectation among CIF stakeholders.
7. It is critical to recognize the limitations of estimating future disbursements. The projections in this report should not be interpreted as strict benchmarks or bases for evaluation, nor should their accuracy be overstated. Rather, they can be used as indicators of general trends. As the data in this report reflects, actual disbursements differ from projected disbursements. As the availability of data changes, disbursement projections are likely to evolve. The accuracy of the program projections should improve as disbursement projections from MDB approved project documents replace estimated disbursement projections.

METHOD OF ESTIMATING AND AGGREGATING PROJECTED DISBURSEMENTS

8. In addition to providing information on actual disbursement made, this report also includes disbursement projections over the CIF portfolio life cycle to allow for a comparison of projected disbursement rates to the actual disbursements achieved.

9. Two approaches have been utilized in making disbursement projections:

- a) For any proposed CIF funded project in the existing pipeline which does not include a specific disbursement profile, a “model” disbursement profile is used to project the expected disbursement profile. Such projects are categorized under two typologies listed in Table 1 below: (i) public sector projects, and (ii) private sector projects. For each category of project, a “model” disbursement profile has been developed based on information from the MDBs which reflects a general approximation of disbursement profiles of projects under their regular operations.
- b) Once there is a specific disbursement profile agreed for a particular project, usually at the time of MDB approval of the project, the model disbursement profile is replaced by the actual agreed profile for purposes of projecting the disbursement profile of the CIF portfolio. In instances where MDB documents do not specify a specific disbursement projection for the CIF component of overall project financing, the disbursement projection is “pro-rated” to reflect the percentage CIF contribution to the overall project financing. Where available, disbursement projections from MDB approved project documents were used.

Project Typology	FY 1	FY 2	FY 3	FY 4	FY5
Type 1: Public sector	10%	20%	20%	20%	30%
Type 2: Private sector	5%	10%	35%	50%	-

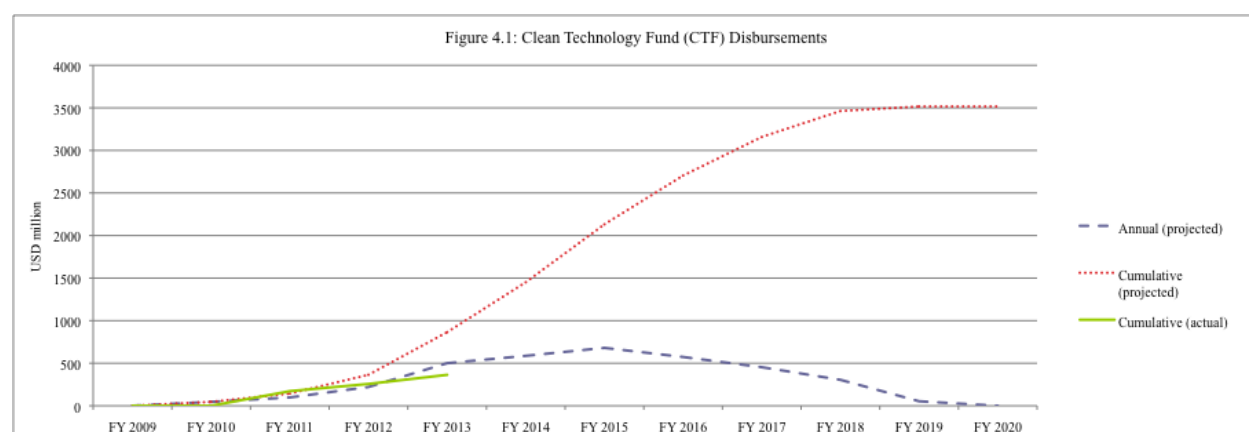
10. Once a given project is classified according to one of the project typologies, the projected MDB approval date is used to estimate a potential date for first disbursement. Based on the experience of MDBs, for Type 1 projects, first disbursement is estimated as six months after the date of the expected MDB approval.¹ For Type 2 projects, first disbursement is estimated as eleven months after MDB approval.

11. After an estimated first disbursement date is established, the disbursement profile for CIF funds is calculated by plotting each project’s CIF financing according to the model projected disbursement profile. Disbursement projections are then aggregated for each CIF program on a fiscal year basis to produce the projected disbursement for each CIF program.

12. As MDBs provide project-specific actual disbursement profiles, these figures will replace the “model” disbursements projections, where this is possible.

¹ MDB approval dates as reported by MDBs during January, 2013 MDB Retreat in Washington, D.C.

CLEAN TECHNOLOGY FUND (CTF)



	FY 2009	FY 2010	FY 2011	FY 2012	FY 2013 ⁴	FY 2014	FY 2015	FY 2016	FY 2017	FY 2018	FY 2019	FY 2020
Annual (projected)	0	46	98	220	500	587	680	573	453	305	53	0
Cumulative (projected)	0	46	144	364	865	1452	2132	2705	3158	3463	3516	3516
Annual (actual)	-	-	-	85	107							
Cumulative (actual)	-	- ⁵	172	257	364							
Annual Fulfillment ⁶	-	-	-	39%	21%							
Cumulative Fulfillment ⁷	-	-	-	70%	42%							

² Disbursement projections for MDB approved projects are estimated according to disbursement projections from MDB approved documents, where available. Disbursement projections for projects under preparation are estimated according to disbursement assumptions [see Table 1]. Figures are rounded to the nearest million.

³ USD 1052 million in CTF resources is currently excluded from this disbursement projection because the programming of these resources is under review by countries and MDBs as a part of their investment plan review processes. This information will be updated once revised investment plans are endorsed by the Trust Fund Committee. An additional USD 4 million in CTF financing is excluded from the disbursement projection. This variation is attributable to the pro-rating method by which disbursement projections in MDB documents were estimated for CIF financing as a portion of overall project financing.

⁴ Actual disbursement figures in this report for FY 2013 include information only for the first half of FY 2013 (July 1, 2012 – December 31, 2012).

⁵ Disbursement information has been systematically reported by the Trustee beginning in FY 2011.

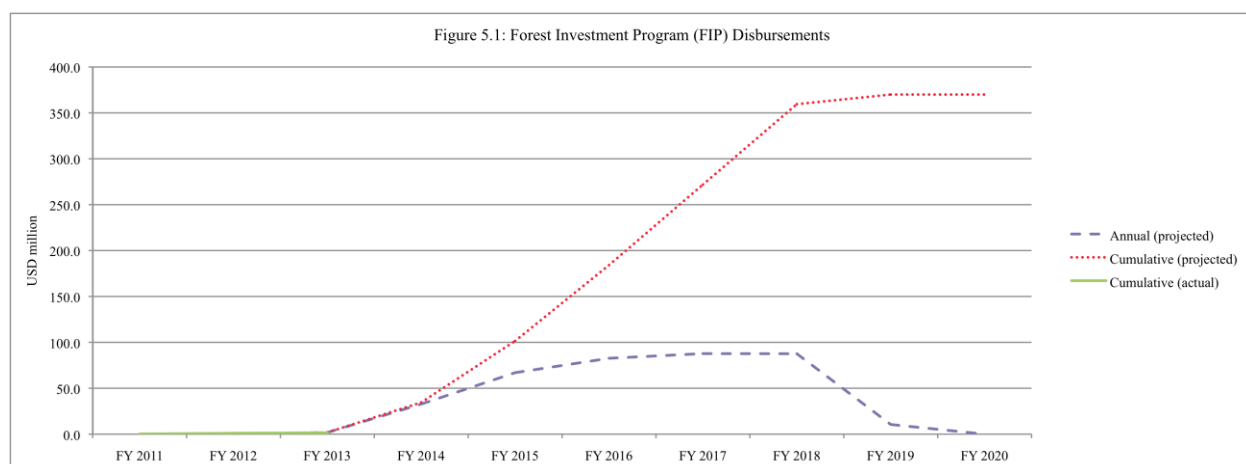
⁶ Calculated as actual annual disbursements as a fraction of projected annual disbursements.

⁷ Calculated as actual cumulative disbursements as a fraction of projected cumulative disbursements.

13. From the end of FY 2012 to the end of the first half of FY 2013, CTF disbursements increased by USD 107 million, or 42%. When compared to CTF disbursements at the end of the calendar year 2011, (USD 211 million), disbursements at the end of the calendar year 2012 represent an increase of 51% on a year on year basis.

14. At the end of FY 2012, USD 257 million actual *cumulative* disbursements were equal to 70% of the projected USD 364 million, while the actual *annual* FY 2012 disbursements of USD 85 million were equal to 39% of the projected USD 220 million. CTF disbursements increased by USD 107 million from the end of FY 2012 to the midpoint of FY 2013, equal to approximately 21% of the projected level of disbursements for the period, if the model in Table 1 is applied.

FOREST INVESTMENT PROGRAM (FIP)



	FY 2011	FY 2012	FY 2013 ⁹	FY 2014	FY 2015	FY 2016	FY 2017	FY 2018	FY 2019	FY 2020
Annual (projected)	0.0	0.0	1.8	32.8	66.9	82.6	87.7	87.6	10.5	0.0
Cumulative (projected)	0.0	0.0	1.8	34.6	101.5	184.2	271.9	359.5	370.0	370.0
Annual (actual)	0.0	0.8	0.5							
Cumulative (actual)	0.0	0.8	1.3							
Annual Fulfillment ¹⁰	-	-	28%							
Cumulative Fulfillment ¹¹	-	-	72%							

15. From the end of FY 2012 to the midpoint of FY 2013, FIP disbursements increased 63% from USD 0.8 million to USD 1.3 million. 100% of FIP disbursements have been for project preparation financing.

16. Using the assumptions for project disbursements described in Table 1, project disbursements were estimated to begin in FY 2013. Disbursements for project preparation during FY 2012 equal USD 0.8 million, exceeding projections.

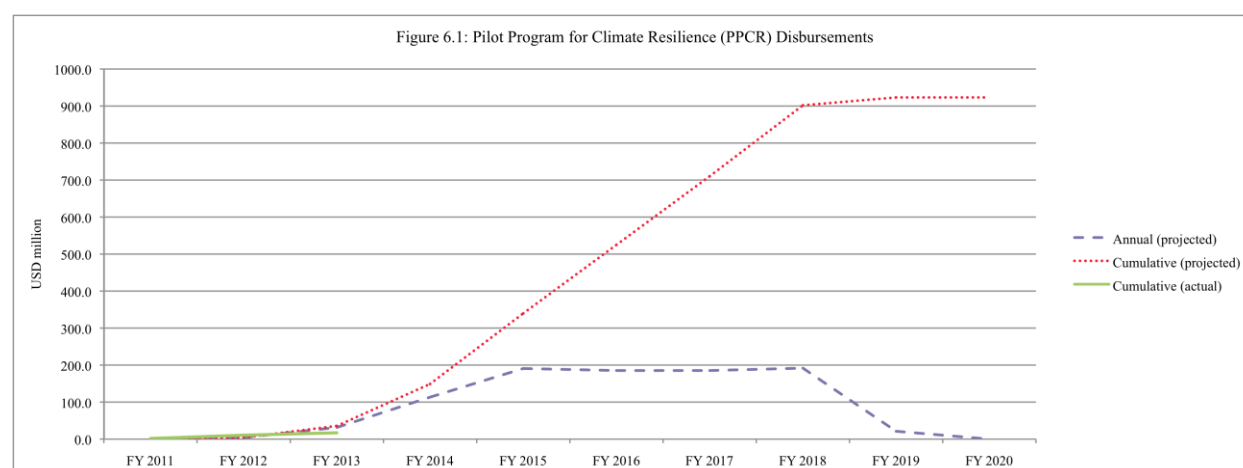
⁸ Disbursement projections for MDB approved projects are estimated according to disbursement projections from MDB approved documents, where available. Disbursement projections for projects under preparation are estimated according to disbursement assumptions [see Table 1].

⁹ Actual disbursement figures in this report for FY 2013 include information only for the first half of FY 2013 (July 1, 2012 – December 31, 2012).

¹⁰ Calculated as actual annual disbursements as a fraction of projected annual disbursements.

¹¹ Calculated as actual cumulative disbursements as a fraction of projected cumulative disbursements.

PILOT PROGRAM FOR CLIMATE RESILIENCE (PPCR)



	FY 2011	FY 2012	FY 2013 ¹³	FY 2014	FY 2015	FY 2016	FY 2017	FY 2018	FY 2019	FY 2020
Annual (projected)	0.0	4.2	31.5	113.4	190.7	185.3	185.3	191.8	21.2	0.0
Cumulative (projected)	0.0	4.2	35.7	149.0	339.8	525.0	710.3	902.0	923.2	923.2 ¹⁴
Annual (actual)	1.7	8.9	6.5							
Cumulative (actual)	1.7	10.6	17.1							
Annual Fulfillment ¹⁵	-	214%	21%							
Cumulative Fulfillment ¹⁶	-	254%	48%							

17. From the end of FY 2012 to the midpoint of FY 2013, actual cumulative PPCR disbursements increased by USD 6.5 million, a 61% increase in cumulative PPCR disbursements. Project preparation grants accounted for USD 12.7 million of the USD 17.1 million, or 74% of disbursed resources. From the end of FY 2012 to the midpoint of FY 2013, PPCR disbursements for projects increased nearly 240%, from USD 1.3 million to USD 4.4 million.

¹² Disbursement projections for MDB approved projects are estimated according to disbursement projections from MDB approved documents, where available. Disbursement projections for projects under preparation are estimated according to disbursement assumptions [see Table 1].

¹³ Actual disbursement figures for FY 2013 include information for the first half of FY 2013 (July 1, 2012 – December 31, 2012).

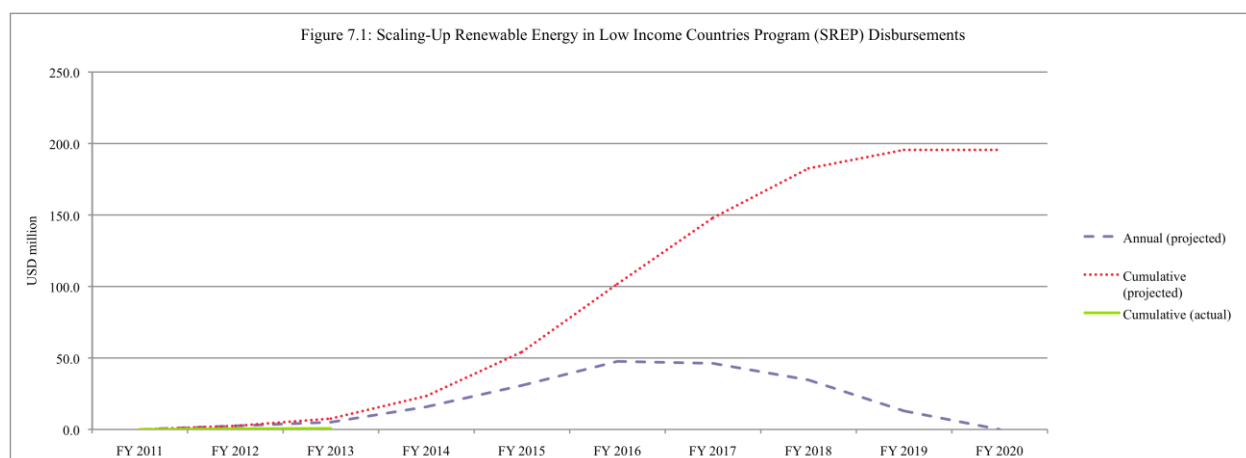
¹⁴ The January 2013 pipeline reports USD 927 million in PPCR financing allocated to project and programs. The USD 3.8 million variation is attributable to the pro-rating method by which disbursement projections in MDB documents were estimated for CIF financing as a portion of overall project financing.

¹⁵ Calculated as actual annual disbursements as a fraction of projected annual disbursements.

¹⁶ Calculated as actual cumulative disbursements as a fraction of projected cumulative disbursements.

18. At the end of FY 2012, actual disbursements exceeded projected disbursements, with project preparation financing comprising 88% of the disbursements during the period. By the midpoint of FY 2013, USD 6.5 million in actual disbursements was equal to approximately 21% of FY 2013 projected annual disbursements of USD 31.5 million.

SCALING-UP RENEWABLE ENERGY IN LOW INCOME COUNTRIES PROGRAM (SREP)



	FY 2011	FY 2012	FY 2013 ¹⁸	FY 2014	FY 2015	FY 2016	FY 2017	FY 2018	FY 2019	FY 2020
Annual (projected)	0.0	2.5	5.1	15.8	30.8	47.6	46.2	34.6	12.9	0.0
Cumulative (projected)	0.0	2.5	7.6	23.4	54.2	101.8	148.0	182.6	195.5	195.5
Annual (actual)	0.0	0.5	0.7							
Cumulative (actual)	0.0	0.5	1.2							
Annual Fulfillment ¹⁹	-	20%	14%							
Cumulative Fulfillment ²⁰	-	20%	16%							

19. Actual SREP disbursements increased from USD 0.5 million at the end of FY 2012 to USD 1.2 million by the midpoint of FY 2013, equivalent to a 140% increase. 100% of SREP disbursements at the midpoint of FY 2013 were for project preparation.

20. The USD 0.7 million increase in disbursements during the first half of FY 2013 is equal to approximately 14% of projected annual disbursements for FY 2013.

¹⁷ Disbursement projections for MDB approved projects are estimated according to disbursement projections from MDB approved documents, where available. Disbursement projections for projects under preparation are estimated according to disbursement assumptions [see Table 1]. SREP financing for projects in Mali is excluded from this disbursement projection.

¹⁸ Actual disbursement figures for FY 2013 include information for the first half of FY 2013 (July 1, 2012 – December 31, 2012).

¹⁹ Calculated as actual annual disbursements as a fraction of projected annual disbursements.

²⁰ Calculated as actual cumulative disbursements as a fraction of projected cumulative disbursements.

Annex A: CTF Disbursements²¹

Table A.1: Disbursements by MDB (USD mil) a/

MDBs	Funding Approved by Committee	Funding Approved by MDB	Actual Cumulative Disbursements as of Dec. 31, 2012	Disbursements as Share of Funding Approved by Committee	Disbursements as Share of Funding Approved by MDB
	(1)	(2)	(3)	(4) = (3) / (1)	(5) = (3) / (2)
AfDB	376.1	102.0	0.3	0%	0%
ADB	206.7	17.0	0.3	0%	2%
EBRD	196.7	68.1	60.7	31%	89%
IDB	291.0	175.9	79.8	27%	45%
IFC	224.1	91.6	56.0	25%	61%
IBRD	1,030.7	975.2	166.3	16%	17%
Total	2,325.3	1,429.9	363.6	16%	25%

a/ 100% disbursement is recorded for guarantee projects upon effectiveness.

Table A.2: Disbursements by Country (USD mil) a/

Country	Funding Approved by Committee	Funding Approved by MDB	Actual Cumulative Disbursements as of Dec. 31, 2012	Disbursements as Share of Funding Approved by Committee	Disbursements as Share of Funding Approved by MDB
	(1)	(2)	(3)	(4) = (3) / (1)	(5) = (3) / (2)
Chile	67.7	0.7	-	0%	0%
Colombia	37.3	27.0	6.5	17%	24%
Egypt	151.0	151.0	0.3	0%	0%
Indonesia	125.5	125.0	-	0%	0%
Kazakhstan	100.0	15.9	9.5	10%	60%
MENA	198.0	98.0	-	0%	0%
Mexico	462.4	419.7	160.4	35%	38%
Morocco	125.0	-	-	0%	-
Philippines	160.8	2.8	2.6	2%	93%
South Africa	448.2	394.1	8.5	2%	2%
Thailand	168.5	24.3	9.3	5%	38%
Turkey	170.6	164.3	162.5	95%	99%
Ukraine	49.0	4.2	2.8	6%	67%
Vietnam	61.4	2.9	1.2	2%	43%
Total	2,325.3	1,429.9	363.6	16%	25%

a/ 100% disbursement is recorded for guarantee projects upon effectiveness.

²¹ “Funding Approval by MDB” refers to CIF funding for projects which have been approved by MDBs and for which grant/loan agreements have been signed.

Table A.3: Disbursements by Projects - Public Sector (USD mil) a/

MDBs	Country	Title	Committee Approval Date	MDB Board Approval Date b/	Funding Approved by Committee	Funding Approved by MDB	Actual Cumulative Disbursements by MDB
Projects							
IBRD	Turkey	Private Sector Renewable Energy and Energy Efficiency Project	3/13/2009	5/28/2009	100.0	100.0	99.0
IBRD	Mexico	Urban Transport Transformation Program	10/14/2009	3/25/2010	200.0	200.0	15.4
IBRD	Egypt	Wind Power Development Project	5/7/2010	6/15/2010	149.8	149.8	-
IBRD	Egypt	Wind Power Development Project - Grant	5/7/2010	6/15/2010	0.3	0.3	-
IBRD	Mexico	Efficient Lighting and Appliances Project	9/2/2010	11/23/2010	50.0	50.0	50.0
IBRD	Indonesia	Geothermal Clean Energy Investment Project	12/22/2010	7/26/2011	125.0	125.0	-
AfDB	South Africa	Eskom Renewables Support Project	5/12/2011	5/31/2011	100.0	100.0	-
IBRD	South Africa	Eskom Renewables Support Project	5/12/2011	10/27/2011	250.0	250.0	-
IBRD	MENA	Ouarzazate I Concentrated Solar Power Project (Morocco)	6/22/2011	11/17/2011	97.0	97.0	-
AfDB	MENA	Ouarzazate I Concentrated Solar Power Project (Morocco)	6/22/2011	5/16/2012	100.0	-	-
IDB	Colombia	Strategic Public Transportation Systems (SETP) Program	8/19/2011	7/14/2011	20.0	20.0	-
IDB	Mexico	Renewable Energy Program Proposal III	10/13/2011	11/17/2011	70.0	70.0	-
IDB	Mexico	Renewable Energy Program Proposal III - Grant	10/13/2011	11/17/2011	0.3	0.3	-
IDB	Mexico	Renewable Energy Program Proposal III - Knowledge Management	10/13/2011	-	0.3	-	-
AFDB	Morocco	One Wind Energy Plan	11/2/2011	6/16/2012	125.0	-	-
IBRD	Vietnam	Vietnam Distribution Efficiency Project	7/2/2012	9/11/2012	30.0	-	-
IBRD	Turkey	Impact Assessment of Clean Technology Fund in Renewable Energy and Energy Efficiency Market	8/6/2012	8/6/2012	0.2	0.2	0.1
IDB	Mexico	Ecocasa Program (Mexico Energy Efficiency Program Part II)	8/16/2012	12/17/2012	49.5	49.5	49.5
IDB	Mexico	Ecocasa Program (Mexico Energy Efficiency Program Part II) - Grant	8/16/2012	12/17/2012	2.0	1.6	-
ADB	Philippines	Market Transformation through Introduction of Energy Efficient Electric Vehicles Project	10/12/2012	12/11/2012	4.8	-	-
ADB	Philippines	Market Transformation through Introduction of Energy Efficient Electric Vehicles Project	10/12/2012	12/11/2012	100.0	-	-
IBRD	Philippines	Cebu Bus Rapid Transit Project	12/3/2012	-	25.0	-	-
Project Preparation Grant b/							
AfDB	Egypt	200 MW Wind Farm in the Gulf of Suez	11/17/2010	N/A	1.0	1.0	0.3
AfDB	MENA	Kom Omba Concentrated Solar Power Project in Egypt	7/27/2011	N/A	1.0	1.0	-
ADB	Vietnam	Strengthening Sustainable Urban Transport for Ha Noi Metro Line 3 Project	9/22/2011	N/A	1.0	1.0	0.1
ADB	Vietnam	Sustainable Urban Transport for Ho Chi Minh City MRT Line 2 Project	10/3/2011	N/A	1.0	1.0	0.2
IBRD	Ukraine	Energy Efficiency Project (UEEP)	10/20/2011	N/A	1.0	1.0	-
IBRD	Philippines	Development	11/10/2011	N/A	1.0	1.0	0.9
IBRD	Philippines	Philippines Cebu Bus Rapid Transit (BRT) Demonstration Project	12/1/2011	N/A	1.0	1.0	0.9
IBRD	Ukraine	Smart Grid Project	10/11/2012	N/A	0.5	-	-
IDB	Colombia	Bancoldex Energy Efficiency Financing Program	11/26/2012	N/A	0.3	-	-

a/ Private sector project-specific disbursements are not publicly available.

b/ MDB Board approval is not applicable to project preparation grants.

Annex B: FIP Disbursements²²

Table B.1: Disbursements by MDB (USD mil)

MDBs	Funding Approved by Sub-Committee	Funding Approved by MDB	Actual Cumulative Disbursements as of Dec. 31, 2012	Disbursements as Share of Funding Approved by Committee	Disbursements as Share of Funding Approved by MDB
	(1)	(2)	(3)	(4) = (3) / (1)	(5) = (3) / (2)
AfDB	1.8	1.1	-	0%	0%
ADB	1.2	0.7	0.1	9%	16%
EBRD	-	-	-	-	-
IDB	15.5	0.5	0.2	1%	45%
IFC	0.9	0.3	0.3	35%	100%
IBRD	46.9	43.4	0.6	1%	1%
Total	66.3	46.0	1.3	2%	3%

Table B.2: Disbursements by Country (USD mil)

Country	Funding Approved by Sub-Committee	Funding Approved by MDB	Actual Cumulative Disbursements as of Dec. 31, 2012	Disbursements as Share of Funding Approved by Committee	Disbursements as Share of Funding Approved by MDB
	(1)	(2)	(3)	(4) = (3) / (1)	(5) = (3) / (2)
Brazil	0.6	0.4	0.1	24%	38%
Burkina Faso	2.3	0.3	0.1	6%	55%
DRC	1.9	1.1	0.1	5%	9%
Ghana	1.3	0.3	-	0%	0%
Indonesia	1.5	0.2	0.1	7%	50%
Lao PDR	1.5	1.5	0.6	38%	38%
Mexico	57.1	42.1	0.1	0%	0%
Peru	0.3	0.3	0.1	41%	41%
Total	66.3	46.0	1.3	2%	3%

²² “Funding Approval by MDB” refers to CIF funding for projects which have been approved by MDBs and for which grant/loan agreements have been signed.

Table B.3: Disbursements by Projects - Public Sector (USD mil) a/

MDBs	Country	Title	Sub-Committee Approval Date	MDB Board Approval Date	Funding Approved by Sub-Committee	Funding Approved by MDB	Actual Cumulative Disbursements by MDB
Preparation Grants b/							
ADB	Indonesia	Preparation Grant for Investment Plan	12/21/2010	N/A	0.23	0.23	0.11
IBRD	Burkina Faso	Preparation Grant for Investment Plan	12/21/2010	N/A	0.25	0.25	0.14
IBRD	Lao PDR	Preparation Grant for Investment Plan	1/11/2011	N/A	0.18	0.18	0.18
IBRD	DRC	Preparation Grant for Investment Plan	1/26/2011	N/A	0.25	0.25	0.10
AfDB	Ghana	Preparation Grant for Investment Plan	2/24/2011	N/A	0.25	0.25	-
IDB	Peru	Preparation Grant for Investment Plan	4/27/2011	N/A	0.25	0.25	0.10
AfDB	DRC	Addressing Deforestation and Degradation in the Mbuji/Kananga Supply Area	6/30/2011	N/A	0.40	0.40	-
AfDB	DRC	Addressing Deforestation and Degradation in the Kisangani Supply Area	6/30/2011	N/A	0.40	0.40	-
IBRD	DRC	Addressing Deforestation and Degradation in the Kinshasa Supply Area	6/30/2011	N/A	0.30	-	-
IBRD	DRC	Small Grants Program to Promising Small-scale REDD+ Initiatives	6/30/2011	N/A	0.25	-	-
IBRD	DRC	Engaging private sector in REDD + in DRC	6/30/2011	N/A	0.25	-	-
IBRD	Lao PDR	Scaling-up Participatory Sustainable Forest Management (Scaling-up PSFM)	10/31/2011	N/A	0.50	0.50	0.09
IBRD	Brazil	Preparation Grant for Investment Plan	1/11/2012	N/A	0.25	0.25	0.13
ADB	Lao PDR	Protecting Forests for Ecosystem Services	1/27/2012	N/A	0.50	0.50	-
IDB	Mexico	Strengthening the financial inclusion of ejidos and communities through technical assistance and capacity building for low carbon activities in forest landscapes	2/27/2012	N/A	0.12	0.12	0.11
IBRD	Brazil	Sustainable Production in Areas Previously Converted to Agricultural Use Project	5/4/2012	N/A	0.10	-	-
IBRD	Brazil	Implementation of an Early Warning System for Preventing Forest Fires and a System for Monitoring the Vegetation Cover Project	5/4/2012	N/A	0.10	-	-
IDB	Brazil	Forest Information to Support Public and Private Sectors in Managing Initiatives Focused on Conservation and Valorization of Forest Resources	5/4/2012	N/A	0.10	0.10	-
IBRD	Burkina Faso	Decentralized Forest and Woodland Management (PGDDF)	11/5/2012	N/A	1.50	-	-
IBRD	Ghana	Reducing Pressure on Natural Forests Through an Integrated Landscape Approach	11/5/2012	N/A	0.50	-	-
IBRD	Indonesia	Promoting Sustainable Community Based Natural Resource Management and Institutional Development	11/5/2012	N/A	0.50	-	-
AfDB	Burkina Faso	Participatory Management of State Forests (PGPFD)	11/5/2012	N/A	0.50	-	-
ADB	Indonesia	Community-Focused Investments to Address Deforestation and Forest Degradation (CFI-ADD+)	11/5/2012	N/A	0.50	-	-
AfDB	Ghana	Engaging Local Communities in REDD+/Enhancing Carbon Stocks	11/5/2012	N/A	0.25	-	-
Projects							
IBRD	Mexico	Forests and Climate Change Project -Grant	11/8/2011	1/31/2012	25.66	25.66	-
IBRD	Mexico	Forests and Climate Change Project -Loan	11/8/2011	1/31/2012	16.34	16.34	-
IDB	Mexico	Financing Low Carbon Strategies in Forest Landscapes - Loan	9/5/2012	-	10.00	-	-
IDB	Mexico	Financing Low Carbon Strategies in Forest Landscapes - Grant	9/5/2012	-	5.00	-	-

a/ Private sector project-specific disbursements are not publicly available.

b/ MDB Board approval is not applicable to project preparation grants.

Annex C: PPCR Disbursements²³

Table C.1: Disbursements by MDB (USD mil)

MDBs	Funding Approved by Sub-Committee	Funding Approved by MDB	Actual Cumulative Disbursements as of Dec. 31, 2012	Disbursements as Share of Funding Approved by Committee	Disbursements as Share of Funding Approved by MDB
	(1)	(2)	(3)	(4) = (3) / (1)	(5) = (3) / (2)
AfDB	66.5	-	-	0%	-
ADB	95.5	37.2	4.3	4%	11%
EBRD	0.3	0.3	0.3	100%	100%
IDB	2.9	2.9	0.7	24%	24%
IFC	10.4	1.7	1.7	17%	100%
IBRD	159.6	112.0	10.1	6%	9%
Total	335.2	154.2	17.1	5%	11%

Table C.2: Disbursements by Country (USD mil)

Country	Funding Approved by Sub-Committee	Funding Approved by MDB	Actual Cumulative Disbursements as of Dec. 31, 2012	Disbursements as Share of Funding Approved by Committee	Disbursements as Share of Funding Approved by MDB
	(1)	(2)	(3)	(4) = (3) / (1)	(5) = (3) / (2)
Bangladesh	31.2	1.2	0.6	2%	53%
Bolivia	4.0	4.0	0.1	3%	3%
Cambodia	47.8	21.0	1.8	4%	9%
Caribbean	0.4	0.4	0.2	48%	48%
Dominica	0.5	0.3	0.2	37%	65%
Grenada	16.5	16.5	0.9	5%	5%
Haiti	0.5	0.5	0.1	31%	31%
Jamaica	0.8	0.5	0.5	63%	100%
Mozambique	35.4	3.9	1.1	3%	29%
Nepal	48.3	8.6	1.3	3%	15%
Niger	99.1	64.1	3.6	4%	6%
Pacific Region	0.5	0.2	0.1	17%	44%
Papua New Guinea	1.3	0.5	0.4	29%	72%
Samoa	15.9	1.1	0.5	3%	47%
St. Lucia	0.3	0.3	0.3	87%	87%
St. Vincent and the Grenadines	10.3	10.3	0.7	7%	7%
Tajikistan	15.2	15.2	2.2	15%	15%
Tonga	1.0	0.3	0.2	18%	71%
Yemen	2.4	1.5	0.5	20%	32%
Zambia	3.9	3.9	1.8	45%	45%
Total	335.2	154.2	17.1	5%	11%

²³ “Funding Approval by MDB” refers to CIF funding for projects which have been approved by MDBs and for which grant/loan agreements have been signed.

Table C.3: Disbursements by Project - Public Sector (USD mil) a/

MDBs	Country	Title	Sub-Committee Approval Date	MDB Board Approval Date	Funding Approved by Sub-Committee	Funding Approved by MDB	Actual Cumulative Disbursements by MDB
Preparation Grant b/							
ADB	Nepal	Phase 1 Funding for the preparation of the SPCR	3/16/2010	NA	0.21	0.21	0.21
IBRD	Zambia	Phase 1 Funding for the preparation of the SPCR	3/16/2010	NA	1.50	1.50	0.94
ADB	Tajikistan	Phase 1 Funding for the preparation of the SPCR	6/23/2010	NA	0.71	0.71	0.71
IBRD	Bolivia	Phase 1 Funding for the preparation of the SPCR	6/23/2010	NA	1.50	1.50	0.12
IBRD	Cambodia	Phase 1 Funding for the preparation of the SPCR	6/23/2010	NA	1.50	1.50	0.75
IBRD	Mozambique	Phase 1 Funding for the preparation of the SPCR	6/23/2010	NA	1.50	1.50	0.71
IBRD	Tajikistan	Phase 1 Funding for the preparation of the SPCR	6/23/2010	NA	0.45	0.45	0.45
IBRD	Yemen	Phase 1 Funding for the preparation of the SPCR	6/23/2010	NA	1.50	1.50	0.49
ADB	Papua New Guinea	Phase 1 Funding for the preparation of the SPCR	10/15/2010	NA	0.50	0.50	0.36
ADB	Tonga	Phase 1 Funding for the preparation of the SPCR	10/15/2010	NA	0.25	0.25	0.18
IBRD	Samoa	Phase 1 Funding for the preparation of the SPCR	10/15/2010	NA	0.50	0.50	0.32
IBRD	St. Lucia	Phase 1 Funding for the preparation of the SPCR	10/20/2010	NA	0.32	0.32	0.27
IBRD	Grenada	Phase 1 Funding for the preparation of the SPCR	11/4/2010	NA	0.27	0.27	0.27
IBRD	St. Vincent and the Grenadines	Phase 1 Funding for the preparation of the SPCR	11/23/2010	NA	0.27	0.27	0.27
IDB	Jamaica	Phase 1 Funding for the preparation of the SPCR	12/2/2010	NA	0.51	0.51	0.51
IDB	Caribbean	Phase 1 Funding for the preparation of the SPCR	1/24/2011	NA	0.24	0.24	0.19
IBRD	Niger	Community Action Project for Climate Resilience (PACRC)	1/24/2011	NA	0.65	0.65	0.53
IBRD	Samoa	Enhancing the Climate Resilience of the West Coast Road	4/1/2011	NA	0.20	0.20	0.14
IBRD	Samoa	Enhancing the Climate Resilience of Coastal Resources and Communities	4/1/2011	NA	0.40	0.40	0.06
IBRD	Dominica	Phase 1 Funding for the preparation of the SPCR	4/1/2011	NA	0.31	0.31	0.20
IBRD	Haiti	Phase 1 Funding for the preparation of the SPCR	4/27/2011	NA	0.45	0.45	0.14
ADB	Cambodia	Climate Risk Management and Rehabilitation of Small and Medium scale Irrigation Schemes in the Tonle Sap Basin	6/28/2011	NA	0.60	0.60	0.00
ADB	Cambodia	Enhancement of Flood and Drought Management in Pursat and Kratie Provinces	6/28/2011	NA	0.16	0.16	0.14
ADB	Cambodia	Promoting Climate Resilient Agriculture, Forestry, Water Supply and Coastal Resources in Koh Kong and Monduliri Provinces	6/28/2011	NA	0.60	0.60	0.01
ADB	Cambodia	Climate Proofing of Agricultural Infrastructure and Business focused Adaptation	6/28/2011	NA	0.50	0.50	0.40
ADB	Cambodia	Climate Proofing Infrastructure in the Southern Economic Corridor (SEC) Towns	6/28/2011	NA	0.60	0.60	0.53
ADB	Cambodia	Flood-resilient Infrastructure Development in Sisophon, Seam Reap, Kampong Thom, Battambang, Pursat and Kampong Cham	6/28/2011	NA	0.60	-	-
ADB	Nepal	Building Climate Resilience of Watersheds in Mountain Eco-Regions	6/28/2011	NA	0.90	0.90	0.48
IBRD	Zambia	Strengthening Climate Resilience in Zambia	6/28/2011	NA	2.00	2.00	0.40
ADB	Bangladesh	Climate Resilient Infrastructure Improvement in Coastal Zone Project	9/1/2011	NA	0.60	0.60	0.51
IDB	Bolivia	Multipurpose water resources project for El Alto and La Paz	11/2/2011	NA	2.00	2.00	-
IBRD	Bolivia	Incorporating climate change resilience in development processes and strengthening the climate change resilience of	11/2/2011	NA	0.50	0.50	-
IBRD	Jamaica	Improving Climate Data and Information Management	11/2/2011	NA	0.30	-	-
ADB	Tajikistan	Building Climate Resilience in Pyanj River Basin	12/5/2011	NA	0.75	0.75	0.32
ADB	Pacific Region	Building Pacific Island Countries' Capacity to Respond to Climate Change Risks	4/30/2012	NA	0.07	0.07	0.03
ADB	Pacific Region	Mainstreaming Climate Change Adaptation and Disaster Risk Reduction into National and Local Development Policies and Planning	4/30/2012	NA	0.13	0.13	0.06
ADB	Tonga	Sustainable Climate Change Financing, Capacity Building and Climate Proofing for Climate Resilience	4/30/2012	NA	0.75	-	-
IBRD	Pacific Region	Identifying and Implementing Practical CCA and related DDR Knowledge and Experience	4/30/2012	NA	0.32	-	-
IBRD	Yemen	Climate Information System and PPCR Program Coordination	4/30/2012	NA	-	-	-
IBRD	Yemen	Climate-Resilient Integrated Coastal Zone Management	4/30/2012	NA	0.50	-	-
IDB	Caribbean	Investment Proposal for the Caribbean Regional SPCR	4/30/2012	NA	0.15	0.15	-
IBRD	Yemen	Pilot Scheme to Improve the Resilience of Rural Communities to Climate Change in Yemen (IRRCCC)	11/26/2012	NA	0.40	-	-
IBRD	Dominica	Disaster Vulnerability Reduction Project - Dominica	12/6/2012	NA	0.24	-	-
ADB	Papua New Guinea	Building Climate Resilient Communities/Infrastructure - Addressing Climate Risks to Food Security	12/4/2012	NA	0.75	-	-
Projects							
IBRD	Tajikistan	Improvement of Weather, Climate and Hydrological Service Delivery	3/10/2011	5/26/2011	7.00	7.00	0.45
IBRD	Grenada	Disaster Vulnerability and Climate Risk reduction Project - Grant	5/5/2011	6/23/2011	8.00	8.00	0.29
IBRD	Grenada	Disaster Vulnerability and Climate Risk reduction Project - Credit	5/5/2011	6/23/2011	8.20	8.20	0.29
IBRD	St. Vincent and the Grenadines	Disaster Vulnerability and Climate Risk reduction Project - Grant	5/19/2011	6/23/2011	7.00	7.00	0.23
IBRD	St. Vincent and the Grenadines	Disaster Vulnerability and Climate Risk reduction Project - Credit	5/19/2011	6/23/2011	3.00	3.00	0.20
ADB	Bangladesh	Climate Change Capacity Building and Knowledge Management	6/7/2011	8/10/2011	0.50	0.50	0.03
ADB	Nepal	Mainstreaming Climate Change Risk Management in Development	10/18/2011	12/14/2011	7.16	7.16	0.29
ADB	Cambodia	Climate Proofing of Roads in Prey Veng, Svay Rieng, Kampong Chhnang and Kampong Speu Provinces - Grant	11/2/2011	12/16/2011	7.00	7.00	-
ADB	Cambodia	Climate Proofing of Roads in Prey Veng, Svay Rieng, Kampong Chhnang and Kampong Speu Provinces - Loan	11/2/2011	12/16/2011	10.00	10.00	-
IBRD	Niger	Community Action Project for Climate Resilience (CAPCR) - Grant	11/15/2011	1/19/2012	35.00	35.00	1.77
IBRD	Niger	Community Action Project for Climate Resilience (CAPCR) - Credit	11/15/2011	1/19/2012	28.00	28.00	0.86
ADB	Tajikistan	Building Capacity for Climate Resilience	4/4/2012	6/5/2012	6.00	6.00	0.01
IBRD	Mozambique	Climate Change Technical Assistance for Mozambique	5/11/2012	6/26/2012	2.00	2.00	-
AfDB	Mozambique	Baixo Limpopo Irrigation and Climate Resilience - Grant	5/11/2012	9/26/2012	2.75	-	-
AfDB	Mozambique	Baixo Limpopo Irrigation and Climate Resilience - Credit	5/11/2012	9/26/2012	13.00	-	-
AfDB	Niger	Climate Information Development and Forecasting Project (PDIPC) - Grant	5/21/2012	9/24/2012	3.50	-	-
AfDB	Niger	Climate Information Development and Forecasting Project (PDIPC) - Credit	5/21/2012	9/24/2012	9.50	-	-
AfDB	Niger	Water Resources Mobilization and Development Project (PROMOVARE) - Loan	7/20/2012	9/25/2012	12.50	-	-
AfDB	Niger	Water Resources Mobilization and Development Project (PROMOVARE) - Grant	7/20/2012	9/25/2012	9.50	-	-
AfDB	Mozambique	Sustainable Land & Water Resources Management Project (SLWRMP)	8/28/2012	9/26/2012	15.75	-	-
IBRD	Nepal	Building Resilience to Climate-Related Hazards - Loan	8/28/2012	1/15/2013	15.00	-	-
IBRD	Nepal	Building Resilience to Climate-Related Hazards - Grant	8/28/2012	1/15/2013	16.00	-	-
ADB	Cambodia	Enhancement of Flood and Drought Management in Pursat Province - Grant	11/20/2012	12/12/2012	5.80	-	-
ADB	Cambodia	Enhancement of Flood and Drought Management in Pursat Province - Loan	11/20/2012	12/12/2012	4.00	-	-
ADB	Cambodia	GMS Southern Economic Corridor Towns Development Project - Grant	9/25/2012	12/10/2012	4.40	-	-
ADB	Cambodia	GMS Southern Economic Corridor Towns Development Project - Loan	9/25/2012	12/10/2012	5.00	-	-
IBRD	Samoa	Enhancing Climate Resilience for West Coast Road Project - Grant	10/3/2012	12/18/2012	14.80	-	-
ADB	Bangladesh	Coastal Climate Resilient Infrastructure Project - Grant	9/6/2012	9/28/2012	10.00	-	-
ADB	Bangladesh	Coastal Climate Resilient Infrastructure Project - Loan	9/6/2012	9/28/2012	20.00	-	-
ADB	Cambodia	Mainstreaming Climate Resilience into Development Planning	8/16/2012	10/1/2012	7.00	-	-

a/ Private sector project-specific disbursements are not publicly available.

b/ MDB Board approval is not applicable to project preparation grants.

Annex D: SREP Disbursements²⁴

Table D.1: Disbursements by MDB (USD mil)

MDBs	Funding Approved by Sub-Committee	Funding Approved by MDB	Actual Cumulative Disbursements as of Dec. 31, 2012	Disbursements as Share of Funding Approved by Committee	Disbursements as Share of Funding Approved by MDB
	(1)	(2)	(3)	(4) = (3) / (1)	(5) = (3) / (2)
AfDB	31.0	25.2	-	0%	0%
ADB	11.8	1.1	0.3	3%	32%
EBRD	-	-	-	-	-
IDB	1.5	0.4	0.2	15%	63%
IFC	10.4	0.4	0.4	4%	100%
IBRD	2.4	0.5	0.2	9%	42%
Total	57.1	27.6	1.2	2%	4%

Table D.2: Disbursements by Country (USD mil)

Country	Funding Approved by Sub-Committee	Funding Approved by MDB	Actual Cumulative Disbursements as of Dec. 31, 2012	Disbursements as Share of Funding Approved by Committee	Disbursements as Share of Funding Approved by MDB
	(1)	(2)	(3)	(4) = (3) / (1)	(5) = (3) / (2)
Armenia	0.3	-	-	0%	-
Ethiopia	4.5	0.4	0.4	9%	100%
Honduras	1.8	0.7	0.2	13%	35%
Kenya	25.0	25.0	-	0%	0%
Maldives	1.9	0.2	0.2	11%	100%
Mali	2.4	0.2	-	0%	0%
Nepal	21.0	0.8	0.3	2%	41%
Solomon Islands	0.3	0.3	-	0%	0%
Total	57.1	27.6	1.2	2%	4%

²⁴ “Funding Approval by MDB” refers to CIF funding for projects which have been approved by MDBs and for which grant/loan agreements have been signed.

Table D.3: Disbursements by Projects - Public Sector (USD mil) a/

MDBs	Country	Title	Sub-Committee Approval Date	MDB Board Approval Date	Funding Approved by Sub-Committee	Funding Approved by MDB	Actual Cumulative Disbursements by MDB
Preparation Grants b/							
AfDB	Mali	Preparation Grant for Investment Plan	3/23/2011	N/A	0.20	0.20	-
IDB	Honduras	Preparation Grant for Investment Plan	3/31/2011	N/A	0.38	0.38	0.23
ADB	Nepal	Preparation Grant for Investment Plan	4/5/2011	N/A	0.26	0.26	0.26
IBRD	Maldives	Preparation Grant for Investment Plan	4/5/2011	N/A	0.21	0.21	0.21
ADB	Solomon Islands	Preparation Grant for Investment Plan	8/2/2012	N/A	0.25	0.25	-
AfDB	Mali	Solar Photovoltaic IPP	11/1/2011	N/A	0.95	-	-
AfDB	Mali	Micro and Mini Hydro Power Plants Development (PDM-Hydro)	11/1/2011	N/A	0.74	-	-
IBRD	Mali	Rural Electrification Hybrid Systems	11/1/2011	N/A	0.50	-	-
IDB	Honduras	Component 2 – Grid-Connected RE Development Support (ADERC)	11/1/2011	N/A	0.30	-	-
IBRD	Honduras	Component 3 – Sustainable Rural Energization (ERUS)	11/1/2011	N/A	0.30	0.30	0.00
AfDB	Ethiopia	Aluto Langanu Geothermal Field (Phase II)	3/9/2012	N/A	0.90	-	-
AfDB	Ethiopia	Assela Wind Farm Project	3/9/2012	N/A	1.70	-	-
AfDB	Ethiopia	Development of Micro-mini Hydroelectricity for Rural Electrification in Mali	3/9/2012	N/A	1.47	-	-
ADB	Nepal	Mini and Micro Initiatives Off Grid Electricity	5/25/2012	N/A	0.58	0.58	0.09
IBRD	Nepal	Extended Biogas Program - Waste to Energy with Large Scale Waste from Municipalities and Institutions	10/18/2012	N/A	0.12	-	-
ADB	Maldives	Preparing Outer Islands for Sustainable Energy Development Program (POISED)	10/31/2012	N/A	0.70	-	-
IBRD	Armenia	Preparation Grant for Investment Plan	10/4/2012	N/A	0.30	-	-
IBRD	Maldives	Accelerating Sustainable Private Investments in Renewable Energy Program (ASPIRE)	10/31/2012	N/A	1.00	-	-
Projects							
AfDB	Kenya	Kenya Menengai Geothermal Development Project - Loan	11/21/2011	12/16/2011	7.50	7.50	-
AfDB	Kenya	Kenya Menengai Geothermal Development Project - Grant	11/21/2011	12/16/2011	17.50	17.50	-
IDB	Honduras	Strengthening the Renewable Energy Policy and Regulatory Framework Program (FOMPIER) - Part 1	10/12/2012	12/12/2012	0.85	-	-

a/ Private sector project-specific disbursements are not publicly available.

b/ MDB Board approval is not applicable to project preparation grants.