

CLIMATE INVESTMENT FUNDS

April 29, 2014

CIF DISBURSEMENT REPORT
(For reporting period July 1 – December 31, 2013)

I. INTRODUCTION

1. This semi-annual disbursement report was prepared by the CIF Administrative Unit based on disbursement information provided by MDBs to the Trustee as of January 1, 2014. CIF financing figures, and expected CIF committee and MDB approval dates are based on CIF pipeline information last updated by MDBs on April 22, 2014.
2. The main body of this report presents disbursement information as compared to projected disbursement profiles of each CIF program. The annexes to this report present disbursement information for each MDB and for each country investment plan. A listing of disbursements by projects is also provided in the annexes when such information can be made publicly available.
3. MDB projects and programs are planned and executed over the span of several years. Following MDB approval, conditions for effectiveness and first disbursement often require several months of preparation. Disbursements typically reflect multi-year implementation time horizons. Full disbursement of programmed funds ordinarily can require a number of years.
4. A range of factors can dictate the disbursement rate for a project or investment plan, and a faster or slower rate does not necessarily reflect upon the extent to which the stated objectives are being achieved. While accelerating disbursements is a priority, overemphasizing the need for rapid disbursements can undermine other considerations with the potential to maximize project impact, such as stakeholder consultations, sound technical analysis and preparation before implementation of a project, and a transparent procurement process.
5. It is critical to recognize the limitations of estimating future disbursements. The projections in this report should not be interpreted as strict benchmarks or bases for evaluation, nor should their accuracy be overstated. Rather, they can be used as indicators of general trends. As the data in this report reflects, actual disbursements differ from projected disbursements. As the availability of data changes, future disbursement projections will change, and historical projections will be revised on the basis of improved information. The accuracy of the projected project and program disbursements is expected to improve over time, as disbursement projections from MDB approved project documents and projections provided by MDBs will replace estimated disbursement projections as such information becomes available.

II. METHOD OF ESTIMATING AND AGGREGATING PROJECTED DISBURSEMENTS

6. This report includes disbursement projections over the CIF portfolio life cycle to allow for a comparison of projected disbursement rates to the actual disbursements achieved. The annexes to this report provide details on actual disbursements in CIF programs.
7. Two approaches have been utilized in making disbursement projections:
 - a) For any proposed CIF funded project in the existing pipeline which does not include a specific disbursement profile, a “model” disbursement profile is used to project the expected disbursement profile. Such projects are categorized under two typologies listed in Table 1 below: (i) public sector projects, and (ii) private sector projects. For each category of project, a “model” disbursement profile has

been developed based on information from the MDBs which reflects a general approximation of disbursement profiles of projects under their regular operations.

- b) Once there is a specific disbursement profile agreed for a particular project, usually at the time of MDB approval of the project, the model disbursement profile is replaced by the actual agreed profile for purposes of projecting the disbursement profile of the CIF portfolio. In instances where MDB documents do not specify a specific disbursement projection for the CIF component of overall project financing, the disbursement projection is “pro-rated” to reflect the percentage CIF contribution to the overall project financing. Where available, disbursement projections from MDB approved project documents are used.

Table 2.1: Model Disbursement Profiles

Project Type	FY 1	FY 2	FY 3	FY 4	FY5
Type 1: Public Sector	10%	20%	20%	20%	30%
Type 2: Private Sector	5%	10%	35%	50%	-

8. Once a given project is classified according to one of the project typologies, the projected MDB approval date is used to estimate a potential date for first disbursement. Based on the experience of MDBs, for Type 1 projects, first disbursement is estimated as six months after the date of the expected MDB approval. For Type 2 projects, first disbursement is estimated as eleven months after MDB approval.

9. After an estimated first disbursement date is established, the disbursement profile for CIF funds is calculated by plotting each project’s CIF financing according to the model projected disbursement profile. Disbursement projections are then aggregated for each CIF program on a World Bank Group fiscal year basis to produce the projected disbursement for each CIF program.

10. As MDBs provide project-specific disbursement profiles, these figures will replace the “model” disbursements projections, where this is possible. Differences in projected disbursements in this report versus earlier reports reflect the incorporation of revised project information provided by MDBs.

CLEAN TECHNOLOGY FUND (CTF)¹

11. CTF disbursements during the first half of FY2014 totaled USD 44.9 million, bringing cumulative CTF disbursements to USD 624.1 million. This represents a significant slowdown as compared to the USD 215 million in CTF resources disbursed during the second half of FY 2013.

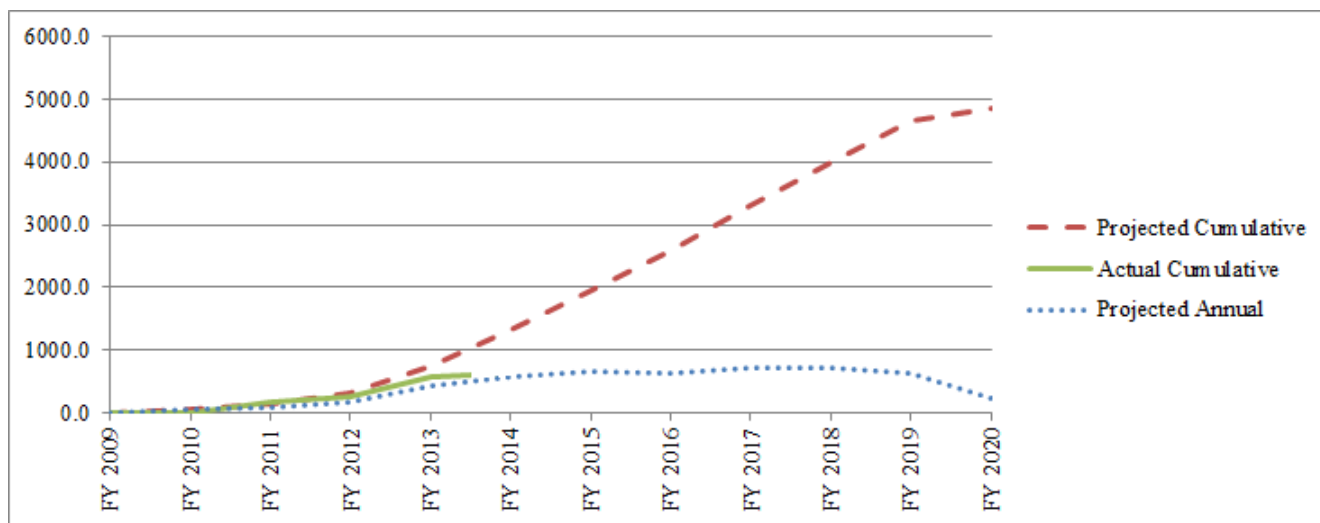
12. Based on revised disbursement and project approval projections provided by MDBs to the CIF Administrative Unit, annual CTF disbursement projections for FY2014 increased by USD 42.5 million, from USD 525.5 million in the previous CIF disbursement report to USD 568.0 million in this report.

13. Based on latest projections, CTF disbursements during the first half of FY2014 have fulfilled approximately 8% of the annual projection for FY2014, while cumulative CTF disbursements to date stand at approximately 48% fulfillment of the projected level for the end of FY2014.

Table 3.1: CTF Disbursements (USD million)²

CTF	FY 2010	FY 2011	FY 2012	FY 2013	FY 2014	FY 2015	FY 2016	FY 2017	FY 2018	FY 2019	FY 2020
Projected Annual	53.3	80.7	177.2	430.2	568.0	646.9	632.5	706.8	711.2	637.4	225.5
Actual Annual (YTD)	-	-	85.0	322.2	44.9						
Annual Fulfillment	-	-	48%	75%	8%						
Projected Cumulative	53.3	133.9	311.2	741.4	1309.4	1956.3	2588.7	3295.5	4006.7	4644.1	4869.6
Actual Cumulative (YTD)	-	172.0	257.0	579.2	624.1						
Cumulative Fulfillment	-	128%	83%	78%	48%						

Figure 3.1: CTF Disbursements (USD million)



¹ CIF disbursement projections for projects and programs which are under preparation for MDB approval are calculated on the basis of forecasted MDB approval dates. As a consequence, CIF financing associated with projects and programs for which MDBs have not reported a date for MDB approval are not included in disbursement projections in this report. Twenty three projects and programs totaling approximately USD 814 million, or 16% of total CTF pledges on a current value basis, are excluded.

² Note that disbursement projections are estimated on a full fiscal year basis, however this report covers only the first half of FY2014. As a result, fulfillment figures should be understood as percent fulfillment toward full fiscal year projections, as opposed to percent fulfillment of semi-annual or pro-rated annual disbursement projections.

III. FOREST INVESTMENT PROGRAM (FIP)³

14. FIP disbursements during the first half of FY2014 totaled USD 4.0 million, bringing cumulative FIP disbursements to USD 8.5 million. This represents an increase in FIP disbursements, as compared to the USD 3.2 million in FIP disbursements during the second half of FY2013.

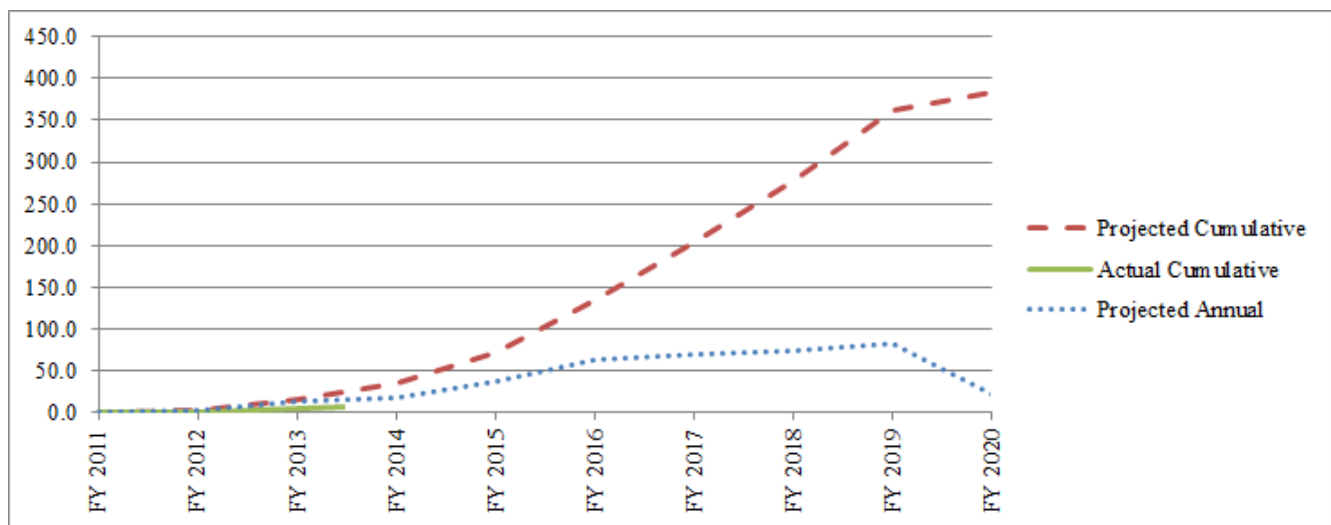
15. Based on revised disbursement and project approval projections provided by MDBs to the CIF Administrative Unit, annual FIP disbursement projections for FY2014 were reduced by USD 8.4 million, from USD 26.2 million in the previous CIF disbursement report to USD 17.8 million in this report.

16. Based on latest projections, FIP disbursements during the first half of FY2014 have fulfilled approximately 23% of the annual projection for FY2014, while cumulative FIP disbursements to date stand at approximately 25% fulfillment of the projected level for the end of FY2014.

Table 4.1: FIP Disbursements (USD million)⁴

FIP	FY 2011	FY 2012	FY 2013	FY 2014	FY 2015	FY 2016	FY 2017	FY 2018	FY 2019	FY 2020
Projected Annual	0.0	3.3	13.5	17.8	37.3	63.3	69.1	74	83.3	21.5
Actual Annual (YTD)	0.0	0.8	3.7	4.0						
Annual Fulfillment	-	24%	27%	23%						
Projected Cumulative	0.0	3.3	16.9	34.6	71.9	135.2	204.2	278.3	361.6	383.0
Actual Cumulative (YTD)	0.0	0.8	4.5	8.5						
Cumulative Fulfillment	-	24%	27%	25%						

Figure 4.1: FIP Disbursements (USD million)



³ CIF disbursement projections for projects and programs which are under preparation for MDB approval are calculated on the basis of forecasted MDB approval dates. As a consequence, CIF financing associated with projects and programs for which MDBs have not reported a date for MDB approval are not included in disbursement projections in this report. Five projects and programs totaling USD approximately 71 million, or 12% of total FIP pledges on a current value basis, are excluded. These figures do not include projects and programs identified under the Dedicated Grant Mechanism (DGM).

⁴ Note that disbursement projections are estimated on a full fiscal year basis, however this report covers only the first half of FY2014. As a result, fulfillment figures should be understood as percent fulfillment toward full fiscal year projections, as opposed to percent fulfillment of semi-annual or pro-rated annual disbursement projections.

IV. PILOT PROGRAM FOR CLIMATE RESILIENCE (PPCR)⁵

17. PPCR disbursements during the first half of FY2014 totaled USD 21.2 million, bringing cumulative PPCR disbursements to USD 46.8 million. This represents a significant acceleration of PPCR disbursements, as compared to USD 8.5 million in PPCR disbursements during the second half of FY2013.

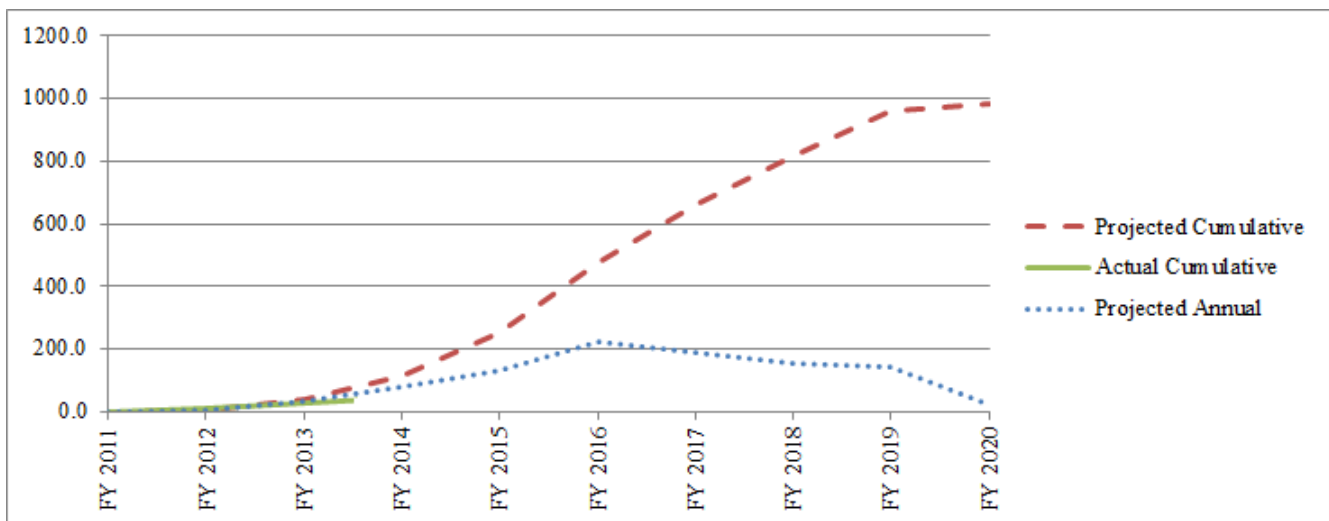
18. Based on revised disbursement and project approval projections provided by MDBs to the CIF Administrative Unit, annual PPCR disbursement projections for FY2014 were reduced by USD 24.1 million, from USD 102.2 million in the previous CIF disbursement report to USD 78.1 million in this report.

19. Based on latest projections, PPCR disbursements during the first half of FY2014 have fulfilled approximately 27% of the annual projection for FY2014, while cumulative PPCR disbursements to date stand at approximately 40% fulfillment of the projected level for the end of FY2014.

Table 5.1: PPCR Disbursements (USD million)⁶

PPCR	FY 2011	FY 2012	FY 2013	FY 2014	FY 2015	FY 2016	FY 2017	FY 2018	FY 2019	FY 2020
Projected Annual	0.0	6.9	32.4	78.1	134.0	222.6	187.5	156.5	143.5	21.4
Actual Annual (YTD)	1.7	8.9	15.0	21.2						
Annual Fulfillment	-	129%	46%	27%						
Projected Cumulative	0.0	6.9	39.4	117.4	251.4	474.1	661.6	818.1	961.6	983.1
Actual Cumulative (YTD)	1.7	10.6	25.6	46.8						
Cumulative Fulfillment	-	153%	65%	40%						

Figure 5.1: PPCR Disbursements (USD million)



⁵ CIF disbursement projections for projects and programs which are under preparation for MDB approval are calculated on the basis of forecasted MDB approval dates. As a consequence, CIF financing associated with projects and programs for which MDBs have not reported a date for MDB approval are not included in disbursement projections in this report. Seven projects and programs totaling approximately USD 61 million, or 5% of total PPCR pledges on a current value basis, are excluded.

⁶ Note that disbursement projections are estimated on a full fiscal year basis, however this report covers only the first half of FY2014. As a result, fulfillment figures should be understood as percent fulfillment toward full fiscal year projections, as opposed to percent fulfillment of semi-annual or pro-rated annual disbursement projections.

V. SCALING-UP RENEWABLE ENERGY IN LOW-INCOME COUNTRIES PROGRAM (SREP)⁷

20. SREP disbursements during the first half of FY2014 totaled USD 2.4 million, bringing cumulative SREP disbursements to USD 4.2 million. This represents an increase in SREP disbursements, as compared to USD 0.6 million in SREP disbursements during the second half of FY2013.

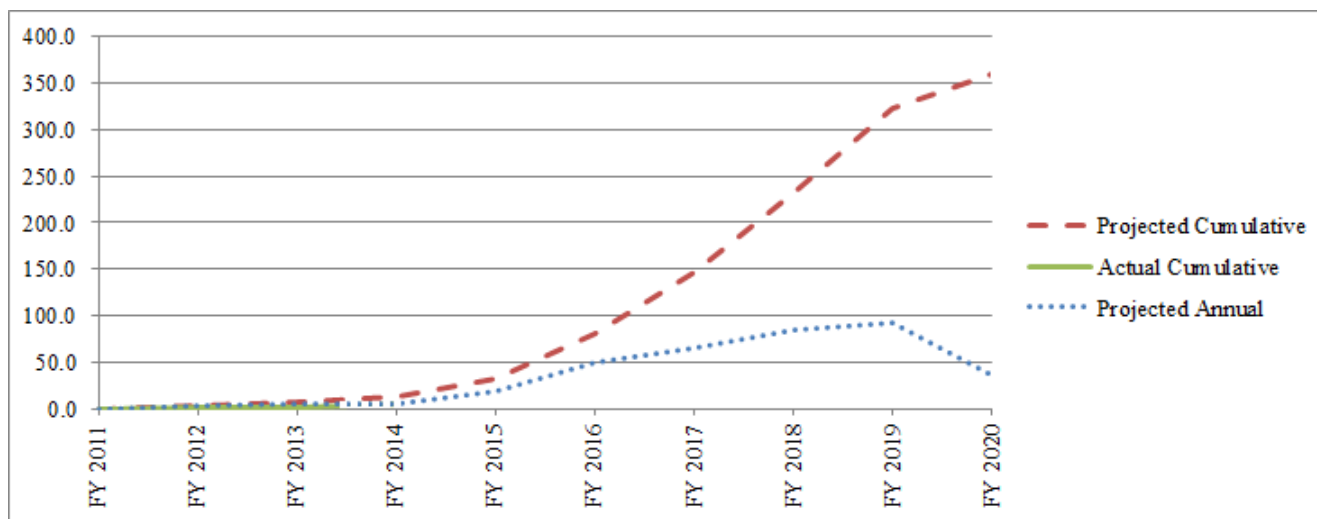
21. Based on revised disbursement and project approval projections provided by MDBs to the CIF Administrative Unit, annual SREP disbursement projections for FY2014 increased by USD 13.7 million, from USD 7.5 million in the previous CIF disbursement report to USD 21.2 million in this report.

22. Based on latest projections, SREP disbursements during the first half of FY2014 have fulfilled approximately 11% of the annual projection for FY2014, while cumulative SREP disbursements to date stand at approximately 20% fulfillment of the projected level for the end of FY2014.

Table 6.1: SREP Disbursements (USD million)⁸

SREP	FY 2011	FY 2012	FY 2013	FY 2014	FY 2015	FY 2016	FY 2017	FY 2018	FY 2019	FY 2020
Projected Annual	0.0	0.0	0.1	21.2	16	43.6	65.2	84.9	92.5	35.3
Actual Annual (YTD)	0.0	0.5	1.3	2.4						
Annual Fulfillment	-	-	-	11%						
Projected Cumulative	0.0	0.0	0.1	21.3	37.3	80.9	146.2	231.1	323.6	358.9
Actual Cumulative (YTD)	0.0	0.5	1.8	4.2						
Cumulative Fulfillment	-	-	-	20%						

Figure 6.1: SREP Disbursements (USD million)



⁷ CIF disbursement projections for projects and programs which are under preparation for MDB approval are calculated on the basis of forecasted MDB approval dates. As a consequence, CIF financing associated with projects and programs for which MDBs have not reported a date for MDB approval are not included in disbursement projections in this report. Seven projects and programs totaling approximately USD 37 million, or 7% of total SREP pledges on a current value basis, are excluded.

⁸ Note that disbursement projections are estimated on a full fiscal year basis, however this report covers only the first half of FY2014. As a result, fulfillment figures should be understood as percent fulfillment toward full fiscal year projections, as opposed to percent fulfillment of semi-annual or pro-rated annual disbursement projections.

Annex A: CTF Disbursements

Table A.1: Disbursements by MDB (USD mil) a/

MDBs	Funding Approved by Committee	Funding Approved by MDB	Actual Cumulative Disbursements as of Dec 31, 2013	Actual Cumulative Disbursements as of June 30, 2013
AfDB	377.0	327.9	46.0	40.7
ADB	604.8	441.1	51.8	51.5
EBRD	281.3	117.9	86.3	66.9
IDB	364.4	227.6	150.5	150.1
IFC	321.4	106.1	82.7	63.5
IBRD	1,225.7	1,006.7	206.8	206.6
Total	3,174.7	2,227.5	624.1	579.2

Table A.2: Disbursements by Country (USD mil) a/

Country	Funding Approved by Committee	Funding Approved by MDB	Actual Cumulative Disbursements as of Dec 31, 2013	Actual Cumulative Disbursements as of June 30, 2013
Chile	116.7	1.0	0.3	0.0
Colombia	83.6	78.5	6.7	6.5
Egypt	152.0	152.0	0.3	0.3
India	349.9	199.9	-	-
Indonesia	324.0	205.5	0.0	-
Kazakhstan	100.0	21.3	10.4	10.1
MENA	198.0	198.0	80.3	80.3
Mexico	460.4	420.0	230.7	230.6
Morocco	125.0	125.0	-	-
Nigeria	1.0	1.0	-	-
Philippines	204.8	109.6	2.8	2.7
South Africa	448.2	394.3	34.7	15.5
Thailand	168.5	63.3	59.8	59.8
Turkey	240.4	169.3	168.0	162.7
Ukraine	113.4	49.0	27.4	8.2
Vietnam	89.0	40.0	2.6	2.3
Total	3,174.7	2,227.5	624.1	579.2

Table A.3: Disbursements by Projects - Public Sector (USD mil) a/

MDBs	Country	Title	Committee Approval Date	MDB Board Approval Date b/	Funding Approved by Committee	Funding Approved by MDB	Actual Cumulative Disbursements by MDB
Projects							
IBRD	Turkey	Private Sector Renewable Energy and Energy Efficiency Project	3/13/2009	5/28/2009	100.0	100.0	99.0
IBRD	Mexico	Urban Transport Transformation Program	10/14/2009	3/25/2010	200.0	200.0	15.4
IBRD	Egypt	Wind Power Development Project	5/7/2010	6/15/2010	149.8	149.8	-
IBRD	Egypt	Wind Power Development Project - Grant	5/7/2010	6/15/2010	0.3	0.3	-
IBRD	Mexico	Efficient Lighting and Appliances Project	9/2/2010	11/23/2010	50.0	50.0	50.0
IBRD	Indonesia	Geothermal Clean Energy Investment Project	12/22/2010	7/26/2011	125.0	125.0	-
AfDB	South Africa	Eskom Renewables Support Project	5/12/2011	5/31/2011	100.0	100.0	5.3
IBRD	South Africa	Eskom Renewables Support Project	5/12/2011	10/27/2011	250.0	250.0	-
IBRD	MENA	Ouarzazate I Concentrated Solar Power Project (Morocco)	6/22/2011	11/17/2011	97.0	97.0	40.0
AfDB	MENA	Ouarzazate I Concentrated Solar Power Project (Morocco)	6/22/2011	5/16/2012	100.0	100.0	40.0
IDB	Colombia	Strategic Public Transportation Systems (SETP) Program	8/19/2011	7/14/2011	20.0	20.0	-
IDB	Mexico	Renewable Energy Program Proposal III	10/13/2011	11/17/2011	70.0	70.0	70.0
IDB	Mexico	Renewable Energy Program Proposal III - Grant	10/13/2011	11/17/2011	0.3	0.3	-
IDB	Mexico	Renewable Energy Program Proposal III - Knowledge Management	10/13/2011	8/30/2013	0.3	0.3	0.0
AfDB	Morocco	One Wind Energy Plan	11/2/2011	6/16/2012	125.0	125.0	-
IBRD	Vietnam	Vietnam Distribution Efficiency Project	7/2/2012	9/11/2012	30.0	30.0	-
IBRD	Turkey	Impact Assessment of Clean Technology Fund in Renewable Energy and Energy Efficiency Market	8/6/2012	8/6/2012	0.2	0.2	0.1
IDB	Mexico	Ecocasa Program (Mexico Energy Efficiency Program Part II)	8/16/2012	12/17/2012	49.5	49.5	49.5
IDB	Mexico	Ecocasa Program (Mexico Energy Efficiency Program Part II) - Grant	8/16/2012	12/17/2012	2.0	1.6	0.0
ADB	Philippines	Market Transformation through Introduction of Energy Efficient Electric Vehicles Project	10/12/2012	12/11/2012	4.8	4.8	-
ADB	Philippines	Market Transformation through Introduction of Energy Efficient Electric Vehicles Project	10/12/2012	12/11/2012	100.0	100.0	-
IBRD	Philippines	Cebu Bus Rapid Transit Project	12/3/2012	-	25.0	-	-
IBRD	India	Super Energy Efficient Equipment Program (SEEP)	3/13/2013	-	50.0	-	-
IDB	Colombia	Energy Efficiency Financing Program for the Services Sector	6/3/2013	9/12/2013	10.0	10.0	-
IDB	Colombia	Energy Efficiency Financing Program for the Services Sector - Grant	6/3/2013	9/12/2013	0.8	0.8	-
IDB	Colombia	Technological Transformation Program for Bogota's Integrated Public Transport System	7/29/2013	10/2/2013	40.0	40.0	-
ADB	India	Rajasthan Renewable Energy Transmission Investment Program	7/29/2013	9/26/2013	198.0	198.0	-
ADB	India	Rajasthan Renewable Energy Transmission Investment Program - Grant	7/29/2013	9/26/2013	1.9	1.9	-
IBRD	Philippines	Philippines Renewable Energy Development (PHRED) Project - Contingent Guarantee	8/8/2013	-	44.0	-	-
ADB	Vietnam	Sustainable Urban Transport for Ho Chi Minh City Mass Rapid Transit Line 2 Project	9/19/2013	-	49.0	-	-
IBRD	India	Development Policy Loan to Promote Inclusive Green Growth and Sustainable Development in Himachal	11/1/2013	-	100.0	-	-
Project Preparation Grant b/							
AfDB	Egypt	200 MW Wind Farm in the Gulf of Suez	11/17/2010	N/A	1.0	1.0	0.3
AfDB	MENA	Kom Ombo Concentrated Solar Power Project in Egypt	7/27/2011	N/A	1.0	1.0	0.3
ADB	Vietnam	Strengthening Sustainable Urban Transport for Ha Noi Metro Line 3 Project	9/22/2011	N/A	1.0	1.0	0.5
ADB	Vietnam	Sustainable Urban Transport for Ho Chi Minh City MRT Line 2 Project	10/3/2011	N/A	1.0	1.0	0.7
IBRD	Ukraine	Energy Efficiency Project (UEEP)	10/20/2011	N/A	1.0	1.0	0.3
IBRD	Philippines	Philippines Renewable Energy Development	11/10/2011	N/A	1.0	1.0	1.0
IBRD	Philippines	Philippines Cebu Bus Rapid Transit (BRT) Demonstration Project	12/1/2011	N/A	1.0	1.0	1.0
ADB	Indonesia	Global Climate Partnership Fund Indonesia EE-RE Investment Program	3/30/2012	N/A	0.5	0.5	0.0
IBRD	Ukraine	Smart Grid Project	10/11/2012	N/A	0.5	0.5	-
IDB	Colombia	Bancoldex Energy Efficiency Financing Program	11/26/2012	N/A	0.3	0.3	0.1
AfDB	Nigeria	Nigeria Urban Transport Project - Abuja Mass Transit	1/18/2013	N/A	1.0	1.0	-
IBRD	Egypt	Urban Transport Infrastructure Development Project	8/5/2013	N/A	1.0	1.0	-

a/ Private sector project-specific disbursements are not publicly available.

b/ MDB Board approval is not applicable to project preparation grants.

Annex B: FIP Disbursements

Table B.1: Disbursements by MDB (USD mil)

MDBs	Funding Approved by Sub-Committee	Funding Approved by MDB	Actual Cumulative Disbursements as of Dec 31, 2013	Actual Cumulative Disbursements as of June 30, 2013
AfDB	44.6	34.8	0.5	0.5
ADB	1.2	1.2	0.4	0.2
EBRD	-	-	-	-
IDB	35.9	35.9	0.4	0.4
IFC	3.9	2.1	2.1	0.9
IBRD	76.8	60.3	5.0	2.5
Total	162.4	134.3	8.5	4.5

Table B.2: Disbursements by Country (USD mil)

Country	Funding Approved by Sub-Committee	Funding Approved by MDB	Actual Cumulative Disbursements as of Dec 31, 2013	Actual Cumulative Disbursements as of June 30, 2013
Brazil	17.0	17.0	0.4	0.3
Burkina Faso	30.3	13.8	0.2	0.2
DRC	23.4	23.4	0.9	0.7
Ghana	11.0	1.3	0.5	0.5
Indonesia	1.7	1.7	0.5	0.4
Lao PDR	17.3	15.5	3.4	0.9
Mexico	60.0	60.0	2.4	1.2
Peru	1.8	1.8	0.3	0.3
Total	162.4	134.3	8.5	4.5

Table B.3: Disbursements by Projects - Public Sector (USD mil) a/

MDBs	Country	Title	Sub-Committee Approval Date	MDB Board Approval Date	Funding Approved by Sub-Committee	Funding Approved by MDB	Actual Cumulative Disbursements by MDB
Preparation Grants b/							
ADB	Indonesia	Preparation Grant for Investment Plan	12/21/2010	N/A	0.23	0.23	0.15
IBRD	Burkina Faso	Preparation Grant for Investment Plan	12/21/2010	N/A	0.25	0.25	0.20
IBRD	Lao PDR	Preparation Grant for Investment Plan	1/11/2011	N/A	0.18	0.18	0.18
IBRD	DRC	Preparation Grant for Investment Plan	1/26/2011	N/A	0.25	0.25	0.25
AfDB	Ghana	Preparation Grant for Investment Plan	2/24/2011	N/A	0.25	0.25	0.25
IDB	Peru	Preparation Grant for Investment Plan	4/27/2011	N/A	0.25	0.25	0.25
AfDB	DRC	Addressing Deforestation and Degradation in the Mbuji/Kananga and Kisangani Supply Area	6/30/2011	N/A	0.80	0.80	0.28
IBRD	DRC	DRC FIP Project Preparation Grant	6/30/2011	N/A	0.80	0.80	0.37
IBRD	Lao PDR	Scaling-up Participatory Sustainable Forest Management (Scaling-up PSFM)	10/31/2011	N/A	0.50	0.50	0.42
IBRD	Brazil	Preparation Grant for Investment Plan	1/11/2012	N/A	0.25	0.25	0.24
ADB	Lao PDR	Protecting Forests for Ecosystem Services	1/27/2012	N/A	0.50	0.50	0.27
IDB	Mexico	Strengthening the financial inclusion of ejidos and communities through technical assistance and capacity building for low carbon activities in forest landscapes	2/27/2012	N/A	0.12	0.12	0.11
IBRD	Brazil	Sustainable Production in Areas Previously Converted to Agricultural Use Project	5/4/2012	N/A	0.10	0.10	0.09
IBRD	Brazil	Implementation of an Early Warning System for Preventing Forest Fires and a System for Monitoring the Vegetation Cover Project	5/4/2012	N/A	0.10	0.10	-
IDB	Brazil	Forest Information to Support Public and Private Sectors in Managing Initiatives Focused on Conservation and Valorization of Forest Resources	5/4/2012	N/A	0.10	0.10	0.09
IBRD	Burkina Faso	Decentralized Forest and Woodland Management (PGDDF)	11/5/2012	N/A	1.50	1.50	-
IBRD	Ghana	Reducing Pressure on Natural Forests Through an Integrated Landscape Approach	11/5/2012	N/A	0.50	0.50	-
IBRD	Indonesia	Promoting Sustainable Community Based Natural Resource Management and Institutional Development	11/5/2012	N/A	0.50	0.50	-
AfDB	Burkina Faso	Participatory Management of State Forests (PGPFD)	11/5/2012	N/A	0.50	0.50	-
ADB	Indonesia	Community-Focused Investments to Address Deforestation and Forest Degradation (CFI-ADD+)	11/5/2012	N/A	0.50	0.50	-
AfDB	Ghana	Engaging Local Communities in REDD+/Enhancing Carbon Stocks	11/5/2012	N/A	0.25	0.25	-
IBRD	Peru	Integrated Landscape Management in Atalaya Ucayali Region Peru	10/30/2013	N/A	0.40	0.40	-
IDB	Peru	Integrated forest landscape management along the main route between Tarapoto and Yurimaguas in the Regions of San Martín	10/30/2013	N/A	0.37	0.37	-
IDB	Peru	Integrated landscape management along the main route between Puerto Maldonado and Iñapari and in the Amarakeeri Communal Reserve	10/30/2013	N/A	0.37	0.37	-
IDB	Peru	Strengthening of national forest governance and innovation	10/30/2013	N/A	0.36	0.36	-
IBRD	Indonesia	Dedicated Grant Mechanism for Indigenous Peoples and Local Communities	12/20/2013	N/A	0.18	0.18	-
Projects							
IBRD	Mexico	Forests and Climate Change Project -Grant	11/8/2011	1/31/2012	25.66	25.66	0.51
IBRD	Mexico	Forests and Climate Change Project -Loan	11/8/2011	1/31/2012	16.34	16.34	1.78
IDB	Mexico	Financing Low Carbon Strategies in Forest Landscapes - Loan	9/5/2012	11/14/2012	10.00	10.00	-
IDB	Mexico	Financing Low Carbon Strategies in Forest Landscapes - Grant	9/5/2012	11/14/2012	5.00	5.00	-
IBRD	Lao PDR	Scaling-up Participatory Sustainable Forest Management	4/3/2013	5/31/2013	12.83	12.83	1.00
AfDB	DRC	Integrated REDD+ Project in the Mbuji-Mayi Kananga and Kisangani Basins - Congo DR	8/27/2013	11/9/2013	21.50	21.50	-
AfDB	Ghana	Engaging Local Communities in REDD + and Enhancement of Carbon Stocks	9/25/2013	-	9.75	-	-
IBRD	Burkina Faso	Decentralized Forest and Woodland Management (PGDDF)	10/22/2013	-	16.50	-	-
AfDB	Burkina Faso	Gazetted Forests Participatory Management Project for REDD+ (PGFC-REDD+)	10/22/2013	11/28/2013	11.50	11.50	-
IDB	Brazil	Forest Information to Support Public and Private Sectors in Management Initiatives	10/29/2013	12/13/2013	16.45	16.45	-

a/ Private sector project-specific disbursements are not publicly available.

b/ MDB Board approval is not applicable to project preparation grants.

Annex C: PPCR Disbursements

Table C.1: Disbursements by MDB (USD mil)

MDBs	Funding Approved by Sub-Committee	Funding Approved by MDB	Actual Cumulative Disbursements as of Dec 31, 2013	Actual Cumulative Disbursements as of June 30, 2013
AfDB	104.5	104.5	0.2	-
ADB	213.2	172.8	9.9	7.2
EBRD	11.3	0.3	0.3	0.3
IDB	2.9	2.9	1.5	1.1
IFC	13.8	4.0	4.0	3.8
IBRD	354.3	293.0	30.9	13.1
Total	700.1	577.6	46.8	25.6

Table C.2: Disbursements by Country (USD mil)

Country	Funding Approved by Sub-Committee	Funding Approved by MDB	Actual Cumulative Disbursements as of Dec 31, 2013	Actual Cumulative Disbursements as of June 30, 2013
Bangladesh	100.0	56.4	2.8	1.4
Bolivia	49.5	4.0	1.5	0.5
Cambodia	57.1	57.1	3.4	2.8
Caribbean	0.4	0.4	0.4	0.3
Dominica	0.3	0.3	0.2	0.2
Grenada	16.5	16.5	3.1	0.9
Haiti	0.5	0.5	0.2	0.2
Jamaica	0.8	0.8	0.6	0.5
Mozambique	81.9	66.2	2.6	1.2
Nepal	71.8	65.2	10.3	4.2
Niger	98.9	98.9	7.4	4.8
Pacific Region	4.1	4.1	0.2	0.2
Papua New Guinea	1.2	1.2	0.6	0.4
Samoa	30.3	30.3	0.9	0.6
St. Lucia	0.3	0.3	0.3	0.3
St. Vincent and the Grenadines	10.3	10.3	1.3	0.9
Tajikistan	57.2	46.2	3.8	2.9
Tonga	20.2	20.2	0.7	0.4
Yemen	20.9	20.9	1.0	0.6
Zambia	77.9	77.9	5.4	2.0
Total	700.1	577.6	46.8	25.6

Table C.3: Disbursements by Project - Public Sector (USD mil) a/

MDBs	Country	Title	Sub-Committee Approval Date	MDB Board Approval Date	Funding Approved by Sub-Committee	Funding Approved by MDB	Actual Cumulative Disbursements by MDB
Preparation Grant b/							
ADB	Nepal	Phase 1 Funding for the preparation of the SPCR	3/16/2010	NA	0.21	0.21	0.21
IBRD	Zambia	Phase 1 Funding for the preparation of the SPCR	3/16/2010	NA	1.50	1.50	1.33
ADB	Tajikistan	Phase 1 Funding for the preparation of the SPCR	6/23/2010	NA	0.71	0.71	0.71
IBRD	Bolivia	Phase 1 Funding for the preparation of the SPCR	6/23/2010	NA	1.50	1.50	0.88
IBRD	Cambodia	Phase 1 Funding for the preparation of the SPCR	6/23/2010	NA	1.31	1.31	1.31
IBRD	Mozambique	Phase 1 Funding for the preparation of the SPCR	6/23/2010	NA	1.50	1.50	1.01
IBRD	Tajikistan	Phase 1 Funding for the preparation of the SPCR	6/23/2010	NA	0.45	0.45	0.45
IBRD	Yemen	Phase 1 Funding for the preparation of the SPCR	6/23/2010	NA	1.50	1.50	1.01
ADB	Papua New Guinea	Phase 1 Funding for the preparation of the SPCR	10/15/2010	NA	0.40	0.40	0.40
ADB	Tonga	Phase 1 Funding for the preparation of the SPCR	10/15/2010	NA	0.20	0.20	0.20
IBRD	Samoa	Phase 1 Funding for the preparation of the SPCR	10/15/2010	NA	0.42	0.42	0.42
IBRD	St. Lucia	Phase 1 Funding for the preparation of the SPCR	10/20/2010	NA	0.31	0.31	0.31
IBRD	Grenada	Phase 1 Funding for the preparation of the SPCR	11/4/2010	NA	0.27	0.27	0.27
IBRD	St. Vincent and the Grenadines	Phase 1 Funding for the preparation of the SPCR	11/23/2010	NA	0.27	0.27	0.27
IDB	Jamaica	Phase 1 Funding for the preparation of the SPCR	12/2/2010	NA	0.51	0.51	0.51
IDB	Caribbean	Phase 1 Funding for the preparation of the SPCR	1/24/2011	NA	0.24	0.24	0.24
IBRD	Niger	Community Action Project for Climate Resilience (PACRC)	1/24/2011	NA	0.40	0.40	0.40
IBRD	Samoa	Enhancing the Climate Resilience of the West Coast Road	4/1/2011	NA	0.13	0.13	0.13
IBRD	Samoa	Enhancing the Climate Resilience of Coastal Resources and Communities	4/1/2011	NA	0.40	0.40	0.38
IBRD	Dominica	Phase 1 Funding for the preparation of the SPCR	4/11/2011	NA	0.31	0.31	0.25
IBRD	Haiti	Phase 1 Funding for the preparation of the SPCR	4/27/2011	NA	0.45	0.45	0.24
ADB	Cambodia	Climate Risk Management and Rehabilitation of Small and Medium scale Irrigation Schemes in the Tonle Sap Basin	6/28/2011	NA	0.60	0.60	-
ADB	Cambodia	Enhancement of Flood and Drought Management in Pursat and Kratie Provinces	6/28/2011	NA	0.16	0.16	0.16
ADB	Cambodia	Promoting Climate Resilient Agriculture, Forestry, Water Supply and Coastal Resources in Koh Kong and Monduliri Provinces	6/28/2011	NA	0.60	0.60	0.27
ADB	Cambodia	Climate Proofing of Agricultural Infrastructure and Business focused Adaptation	6/28/2011	NA	0.50	0.50	0.40
ADB	Cambodia	Climate Proofing Infrastructure in the Southern Economic Corridor (SEC) Towns	6/28/2011	NA	0.60	0.60	0.60
ADB	Cambodia	Flood-resilient Infrastructure Development in Sisophon, Seam Reap, Kampong Thom, Battambang, Pursat and Kampong Cham	6/28/2011	NA	0.60	0.60	-
ADB	Cambodia	Mainstreaming Climate Resilient into Development Planning in Key Vulnerable Sectors	6/28/2011	NA	-	-	-
ADB	Nepal	Building Climate Resilience of Watersheds in Mountain Eco-Regions	6/28/2011	NA	0.90	0.90	0.77
IBRD	St. Lucia	Building National Climate Resilience, One Person, One Household, One Enterprise, One Community, One Sector at a	6/28/2011	NA	-	-	-
IBRD	Nepal	Building Resilience to Climate Related Hazard	6/28/2011	NA	-	-	-
IBRD	Zambia	Strengthening Climate Resilience in Zambia	6/28/2011	NA	2.00	2.00	0.61
ADB	Bangladesh	Climate Resilient Infrastructure Improvement in Coastal Zone Project	9/1/2011	NA	0.60	0.60	0.53
IDB	Bolivia	Multipurpose water resources project for El Alto and La Paz	11/2/2011	NA	2.00	2.00	0.64
IBRD	Bolivia	Incorporating climate change resilience in development processes and strengthening the climate change resilience of	11/2/2011	NA	0.50	0.50	-
IBRD	Jamaica	Improving Climate Data and Information Management	11/2/2011	NA	0.30	0.30	0.11
ADB	Tajikistan	Building Climate Resilience in Pyanj River Basin	12/5/2011	NA	0.75	0.75	0.73
ADB	Pacific Region	Building Pacific Island Countries' Capacity to Respond to Climate Change Risks	4/30/2012	NA	0.04	0.04	0.04
ADB	Pacific Region	Mainstreaming Climate Change Adaptation and Disaster Risk Reduction into National and Local Development Policies and Planning	4/30/2012	NA	0.08	0.08	0.08
ADB	Tonga	Sustainable Climate Change Financing, Capacity Building and Climate Proofing for Climate Resilience	4/30/2012	NA	0.75	0.75	0.49
IBRD	Pacific Region	Identifying and Implementing Practical CCA and related DDR Knowledge and Experience	4/30/2012	NA	0.32	0.32	-
IBRD	Yemen	Climate Information System and PPCR Program Coordination	4/30/2012	NA	-	-	-
IBRD	Yemen	Climate-Resilient Integrated Coastal Zone Management	4/30/2012	NA	-	-	-
IDB	Caribbean	Investment Proposal for the Caribbean Regional SPCR	4/30/2012	NA	0.15	0.15	0.15
IBRD	Yemen	Pilot Scheme to Improve the Resilience of Rural Communities to Climate Change in Yemen (IRRCCC)	11/26/2012	NA	0.40	0.40	-
IBRD	Dominica	Disaster Vulnerability Reduction Project - Dominica	12/6/2012	NA	-	-	-
ADB	Papua New Guinea	Building Climate Resilient Communities/Infrastructure - Addressing Change Risks to Food Security	12/4/2012	NA	0.75	0.75	0.24

Projects							
IBRD	Tajikistan	Improvement of Weather, Climate and Hydrological Service Delivery	3/10/2011	5/26/2011	7.00	7.00	0.78
IBRD	Grenada	Disaster Vulnerability and Climate Risk reduction Project - Grant	5/5/2011	6/23/2011	8.00	8.00	1.40
IBRD	Grenada	Disaster Vulnerability and Climate Risk reduction Project - Credit	5/5/2011	6/23/2011	8.20	8.20	1.40
IBRD	St. Vincent and the Grenadines	Disaster Vulnerability and Climate Risk reduction Project - Grant	5/19/2011	6/23/2011	7.00	7.00	0.71
IBRD	St. Vincent and the Grenadines	Disaster Vulnerability and Climate Risk reduction Project - Credit	5/19/2011	6/23/2011	3.00	3.00	0.31
ADB	Bangladesh	Climate Change Capacity Building and Knowledge Management	6/7/2011	8/10/2011	0.50	0.50	0.08
ADB	Nepal	Mainstreaming Climate Change Risk Management in Development	10/18/2011	12/14/2011	7.16	7.16	0.89
ADB	Cambodia	Climate Proofing of Roads in Prey Veng, Svay Rieng, Kampong Chhnang and Kampong Speu Provinces - Grant	11/2/2011	12/16/2011	7.00	7.00	-
ADB	Cambodia	Climate Proofing of Roads in Prey Veng, Svay Rieng, Kampong Chhnang and Kampong Speu Provinces - Loan	11/2/2011	12/16/2011	10.00	10.00	0.40
IBRD	Niger	Community Action Project for Climate Resilience (CAPCR) - Grant	11/15/2011	1/19/2012	35.00	35.00	4.32
IBRD	Niger	Community Action Project for Climate Resilience (CAPCR) - Credit	11/15/2011	1/19/2012	28.00	28.00	2.19
ADB	Tajikistan	Building Capacity for Climate Resilience	4/4/2012	6/5/2012	6.00	6.00	0.47
IBRD	Mozambique	Climate Change Technical Assistance for Mozambique	5/11/2012	6/26/2012	2.00	2.00	-
AfDB	Mozambique	Baio Limpopo Irrigation and Climate Resilience - Grant	5/11/2012	9/26/2012	2.75	2.75	0.03
AfDB	Mozambique	Baio Limpopo Irrigation and Climate Resilience - Credit	5/11/2012	9/26/2012	13.00	13.00	-
AfDB	Niger	Climate Information Development and Forecasting Project (PDIPC) - Grant	5/21/2012	9/24/2012	3.50	3.50	-
AfDB	Niger	Climate Information Development and Forecasting Project (PDIPC) - Credit	5/21/2012	9/24/2012	9.50	9.50	-
AfDB	Niger	Water Resources Mobilization and Development Project (PROMOVARE) - Loan	7/20/2012	9/25/2012	12.50	12.50	-
AfDB	Niger	Water Resources Mobilization and Development Project (PROMOVARE)- Grant	7/20/2012	9/25/2012	9.50	9.50	-
AfDB	Mozambique	Sustainable Land & Water Resources Management Project (SLWRMP)	8/28/2012	9/26/2012	15.75	15.75	0.15
IBRD	Nepal	Building Resilience to Climate-Related Hazards - Loan	8/28/2012	1/15/2013	15.00	15.00	-
IBRD	Nepal	Building Resilience to Climate-Related Hazards - Grant	8/28/2012	1/15/2013	16.00	16.00	6.00
ADB	Cambodia	Enhancement of Flood and Drought Management in Pursat Province - Grant	11/20/2012	12/12/2012	5.80	5.80	-
ADB	Cambodia	Enhancement of Flood and Drought Management in Pursat Province - Loan	11/20/2012	12/12/2012	4.00	4.00	-
ADB	Cambodia	GMS Southern Economic Corridor Towns Development Project - Grant	9/25/2012	12/10/2012	4.40	4.40	-
ADB	Cambodia	GMS Southern Economic Corridor Towns Development Project - Loan	9/25/2012	12/10/2012	5.00	5.00	-
IBRD	Samoa	Enhancing Climate Resilience for West Coast Road Project - Grant	10/3/2012	12/18/2012	14.80	14.80	-
ADB	Bangladesh	Coastal Climate Resilient Infrastructure Project - Grant	9/6/2012	9/28/2012	10.00	10.00	0.87
ADB	Bangladesh	Coastal Climate Resilient Infrastructure Project - Loan	9/6/2012	9/28/2012	20.00	20.00	1.04
ADB	Cambodia	Mainstreaming Climate Resilience into Development Planning	8/16/2012	10/1/2012	7.00	7.00	0.24
ADB	Pacific Region	Implementation of the Strategic Program for Climate Resilience	2/21/2013	4/25/2013	3.69	3.69	0.09
ADB	Cambodia	Climate Proofing of Agricultural Infrastructure and Business focused Adaptation (Grant)	3/14/2013	6/27/2013	4.50	4.50	-
ADB	Cambodia	Climate Proofing of Agricultural Infrastructure and Business focused Adaptation (Loan)	3/14/2013	6/27/2013	5.00	5.00	-
ADB	Tajikistan	Building Climate Resilience in the Pyanj River Basin	6/3/2013	7/25/2013	21.55	21.55	-
IBRD	Mozambique	Climate Resilience - Transforming Hydro-Meteorological Services (Grant)	2/21/2013	4/25/2013	15.00	15.00	1.00
IBRD	Tajikistan	Environmental Land Management and Rural Livelihoods Project	2/22/2013	3/29/2013	9.45	9.45	0.40
IBRD	Yemen	Climate Information System and PPCR Program Coordination	3/15/2013	9/5/2013	19.00	19.00	-
IBRD	Zambia	Strengthening Climate Resilience (PPCR Phase II) Project (Grant)	2/27/2013	5/9/2013	31.00	31.00	3.00
IBRD	Zambia	Strengthening Climate Resilience (PPCR Phase II) Project (Loan)	2/27/2013	5/9/2013	5.00	5.00	-
IBRD	Bangladesh	Coastal Embankment Improvement Project	4/23/2013	6/26/2013	25.00	25.00	-
IBRD	Mozambique	Roads and Bridges Management and Maintenance Project APL2 - Grant	10/18/2013	12/13/2013	9.25	9.25	-
IBRD	Mozambique	Roads and Bridges Management and Maintenance Project APL2	10/18/2013	12/13/2013	6.50	6.50	-
IBRD	Bolivia	Climate Resilience - Integrated Basin Management Project - Loan	10/2/2013	-	36.00	-	-
IBRD	Bolivia	Climate Resilience - Integrated Basin Management Project - Grant	10/2/2013	-	9.50	-	-
ADB	Nepal	Building Climate Resilience of Watersheds in Mountain Eco-Regions - Component 1	8/6/2013	9/23/2013	23.54	23.54	-
AfDB	Zambia	Strengthening Climate Resilience in the Kafue Sub-Basin - Grant	9/25/2013	10/18/2013	20.50	20.50	-
AfDB	Zambia	Strengthening Climate Resilience in the Kafue Sub-Basin - Loan	9/25/2013	10/18/2013	17.50	17.50	-
IBRD	Samoa	Enhancing the Climate Resilience of Coastal Resources and Communities	10/1/2013	10/15/2013	14.60	14.60	-
ADB	Tonga	Climate Resilience Sector Project	10/8/2013	12/9/2013	19.25	19.25	-
IBRD	Mozambique	Cities and Climate Change - Grant	12/12/2013	-	9.25	-	-
IBRD	Mozambique	Cities and Climate Change - Loan	12/12/2013	-	6.50	-	-
ADB	Bangladesh	Coastal Towns Infrastructure Improvement Project - Loan	12/12/2013	-	30.00	-	-
ADB	Bangladesh	Coastal Towns Infrastructure Improvement Project - Grants	12/12/2013	-	10.40	-	-

a/ Private sector project-specific disbursements are not publicly available.

b/ MDB Board approval is not applicable to project preparation grants.

Annex D: SREP Disbursements

Table D.1: Disbursements by MDB (USD mil)

MDBs	Funding Approved by Sub-Committee	Funding Approved by MDB	Actual Cumulative Disbursements as of Dec 31, 2013	Actual Cumulative Disbursements as of June 30, 2013
AfDB	33.2	33.2	1.7	0.2
ADB	11.9	1.9	0.7	0.6
EBRD	-	-	-	-
IDB	4.5	4.0	0.4	0.2
IFC	10.6	0.6	0.6	0.4
IBRD	19.6	19.6	0.8	0.4
Total	79.7	59.2	4.2	1.8

Table D.2: Disbursements by Country (USD mil)

Country	Funding Approved by Sub-Committee	Funding Approved by MDB	Actual Cumulative Disbursements as of Dec 31, 2013	Actual Cumulative Disbursements as of June 30, 2013
Armenia	0.3	0.3	0.3	-
Ethiopia	4.5	4.5	0.4	0.4
Honduras	4.8	4.3	0.7	0.4
Kenya	25.0	25.0	1.5	-
Liberia	2.5	2.5	-	-
Maldives	1.9	1.9	0.3	0.3
Mali	17.3	17.3	0.2	0.2
Nepal	20.8	0.8	0.6	0.5
Pacific	0.1	0.1	-	-
Solomon Islands	0.3	0.3	-	-
Tanzania	1.7	1.7	0.2	-
Venuatu	0.3	0.3	-	-
Yemen	0.3	0.3	-	-
Total	79.7	59.2	4.2	1.8

Table D.3: Disbursements by Projects - Public Sector (USD mil) a/

MDBs	Country	Title	Sub-Committee Approval Date	MDB Board Approval Date	Funding Approved by Sub-Committee	Funding Approved by MDB	Actual Cumulative Disbursements by MDB
Preparation Grants b/							
AfDB	Mali	Preparation Grant for Investment Plan	3/23/2011	N/A	0.20	0.20	0.20
IDB	Honduras	Preparation Grant for Investment Plan	3/31/2011	N/A	0.38	0.38	0.34
ADB	Nepal	Preparation Grant for Investment Plan	4/5/2011	N/A	0.26	0.26	0.26
IBRD	Maldives	Preparation Grant for Investment Plan	4/5/2011	N/A	0.21	0.21	0.21
ADB	Solomon Islands	Preparation Grant for Investment Plan	8/2/2012	N/A	0.25	0.25	-
AfDB	Mali	Solar Photovoltaic IPP	11/1/2011	N/A	0.95	0.95	-
AfDB	Mali	Micro and Mini Hydro Power Plants Development (PDM-Hydro)	11/1/2011	N/A	0.74	0.74	-
IBRD	Mali	Rural Electrification Hybrid Systems	11/1/2011	N/A	0.50	0.50	-
IDB	Honduras	Component 2 – Grid-Connected RE Development Support (ADERC)	11/1/2011	N/A	0.30	0.30	0.04
IBRD	Honduras	Component 3 – Sustainable Rural Energization (ERUS)	11/1/2011	N/A	0.30	0.30	0.26
AfDB	Ethiopia	Aluto Languo Geothermal Field (Phase II)	3/9/2012	N/A	0.90	0.90	-
AfDB	Ethiopia	Assela Wind Farm Project	3/9/2012	N/A	1.70	1.70	-
AfDB	Ethiopia	Development of Micro-mini Hydroelectricity for Rural Electrification in Mali	3/9/2012	N/A	1.47	1.47	-
ADB	Nepal	Mini and Micro Initiatives Off Grid Electricity	5/25/2012	N/A	0.58	0.58	0.35
ADB	Maldives	Preparing Outer Islands for Sustainable Energy Development Program (POISED)	10/31/2012	N/A	0.70	0.70	0.12
IBRD	Armenia	Preparation Grant for Investment Plan	10/4/2012	N/A	0.30	0.30	0.30
IBRD	Maldives	Accelerating Sustainable Private Investments in Renewable Energy Program (ASPIRE)	10/31/2012	N/A	1.00	1.00	-
ADB	Pacific	Preparation Grant for Investment Plan	5/13/2013	N/A	0.10	0.10	-
IBRD	Yemen	Preparation Grant for Investment Plan	3/18/2013	N/A	0.30	0.30	-
IBRD	Venuatu	Preparation Grant for Investment Plan	3/18/2013	N/A	0.25	0.25	-
IBRD	Tanzania	Renewable Energy for Rural Electrification	7/25/2013	N/A	0.80	0.80	-
AfDB	Tanzania	Geothermal Power Development	7/25/2013	N/A	0.70	0.70	-
AfDB	Liberia	Renewable Energy for Electrification in Eastern Liberia Project	10/31/2013	N/A	1.50	1.50	-
IBRD	Liberia	Renewable Energy for Electrification in North and Center Liberia Project	10/31/2013	N/A	1.00	1.00	-
Projects							
AfDB	Kenya	Kenya Menengai Geothermal Development Project - Loan	11/21/2011	12/16/2011	7.50	7.50	-
AfDB	Kenya	Kenya Menengai Geothermal Development Project - Grant	11/21/2011	12/16/2011	17.50	17.50	1.50
IDB	Honduras	Strengthening the Renewable Energy Policy and Regulatory Framework Program (FOMPIER) - Part 1	10/12/2012	12/12/2012	0.85	0.85	0.01
IBRD	Mali	Rural Electrification Hybrid Systems	10/17/2013	12/11/2013	14.90	14.90	-

a/ Private sector project-specific disbursements are not publicly available.

b/ MDB Board approval is not applicable to project preparation grants.