

Strategic Climate Fund (SCF)

Financial Report

Prepared by the Trustee

As of March 31, 2015



Table of Contents

Introduction	3
SCF Trust Fund Financial Summary as of March 31, 2015	4
1. SCF Trust Fund Summary – Inception through March 31, 2015	6
1.1. Pledges and Contributions	7
1.2. Asset Mix and Investment Income	8
1.3. Cumulative Funding Decisions	10
2. FIP Summary – Inception through March 31, 2015	11
2.1. FIP Pledges and Contributions	12
2.2. FIP Funding Decisions	13
2.3. FIP Funding Availability	14
3. PPCR Summary – Inception through March 31, 2015	15
3.1. PPCR Pledges and Contributions	16
3.2. PPCR Funding Decisions	17
3.3. PPCR Funding Availability	18
4. SREP Summary – Inception through March 31, 2015	19
4.1. SREP Pledges and Contributions	20
4.2. SREP Funding Decisions	21
4.3. SREP Funding Availability	22
5. PROV - Pledges and Contributions	23



Introduction

The Climate Investment Funds (CIF) was established in 2008 and its financial architecture is rooted in two trust funds. The Clean Technology Fund (CTF) aims to provide scaled-up financing to contribute to the demonstration, deployment, and transfer of low-carbon technologies with a significant potential for long-term greenhouse gas emissions savings. The Strategic Climate Fund (SCF) aims to provide financing to pilot new development approaches or scale-up activities aimed at a specific climate change challenge or sectoral response. The SCF currently finances three such programs: the Forest Investment Program (FIP), Pilot Program for Climate Resilience (PPCR), and Scaling Up Renewable Energy in Low-Income Countries Program (SREP).

The World Bank acts as the Trustee for the SCF. This report is produced by the Trustee based on financial information as of March 31, 2015, in accordance with the Trustee's role as set forth in the Governance Framework for the SCF which states:

“The Trustee will provide to the SCF Trust Fund Committee, and, to the extent applicable, any SCF Sub-Committee, regular reports on the financial status of the Trust Fund, as agreed between the Trustee and the SCF Trust Fund Committee, or as the case may be the relevant SCF Sub-Committee.”

This report provides (i) a snapshot of the financial status of the SCF Trust Fund as of March 31, 2015; (ii) the status of pledges and contributions, and (iii) the details of financial activities of the SCF Trust Fund and sub-programs (FIP, PPCR and SREP).



SCF Trust Fund Financial Summary as of March 31, 2015

Pledges and Contributions:

As of March 31, 2015, 13 donors pledged USDeq. 2.7 billion to the SCF Trust Fund, of which USDeq. 1.1 billion was pledged to PPCR, USDeq. 0.6 billion to FIP, USDeq. 0.5 billion to SREP. In addition, USDeq. 0.5 billion was pledged to the SCF but the Trustee has not yet received instructions to transfer the contribution to one of the SCF sub-accounts. This amount is currently in a provisional account established to hold contributions pending donor decision. Of the total amount pledged, USDeq. 2.67 billion was confirmed through signed Contribution Agreements/Arrangements (USDeq. 1,116 million for PPCR, USDeq. 516 million for FIP, USDeq. 520 million for SREP and 511 mil for PROV).

The Trustee has received USDeq. 2.584 billion in cash and promissory notes from donors (USDeq. 1,116 million to PPCR, USDeq. 516 million to FIP, USDeq. 520 million to SREP and USDeq. 432 million to PROV), of which approximately USDeq. 491 million was received between October 1, 2014 and March 31, 2015.

Investment Income:

Since inception through March 31, 2015, the SCF Trust Fund earned investment income of approximately USD 42.4 million on the undisbursed balance of the Trust Fund.

Funding Approvals and Trustee Commitments¹:

As of March 31, 2015, SCF Trust Fund Committee has approved administrative budgets totaling USD 76 million.

FIP Sub-Committee has endorsed nine Investment Plans for a total amount of proposed FIP funding of USD 476 million². Cumulative funding decisions by the FIP Sub-Committee totaled USD 335 million. This represents an increase of USD 30 million in funding decisions since October 1, 2014.

PPCR Sub-Committee has endorsed 21 Strategic Programs for Climate Resilience (SPCR) for a total amount of proposed PPCR funding of USD 1.1 billion³. Cumulative funding decisions by the PPCR Sub-Committee totaled USD 904 million. This represents an increase of USD 52 million in funding decisions since October 1, 2014.

SREP Sub-Committee has endorsed 12 Investment Plans for a total amount of proposed SREP funding of USD 498 million⁴. Cumulative funding decisions by the SREP Sub-Committee totaled USD 206 million. This represents an increase of USD 26 million in funding decisions since October 1, 2014.

Based on the funding decisions by the SCF Trust Fund Committee and Sub-Committees, the Trustee has committed a total of USD 1.44 billion to MDBs⁵.

¹ The funding decision amounts in this section for FIP, PPCR and SREP includes the pro-rated administrative budget amount to programs (FIP-20 million, PPCR-38 million, SREP-19 million) calculated on a pro rata basis based on the cash balance of funds in each program

² The amount includes USD 56 million private sector set aside for FIP, of which USD 15.925 million is already committed.

³ The amount includes USD 70 million private sector set aside for PPCR, of which USD 15.8 million is already committed.

⁴ The amount includes USD 90 million private sector set aside for SREP, of which USD 0.56 million is already committed.

⁵ The CIF are disbursed through the Multilateral Development Banks (MDBs) to support effective and flexible implementation of country-led programs and investments. The MDBs include the African Development Bank (AfDB), the Asian Development Bank (ADB), the European Bank for Reconstruction and Development (EBRD), the Inter-American Development Bank (IADB), the



Cash Transfers:

Cash transfers were made to MDBs on an as-needed basis to meet their projected disbursements. The Trustee has transferred USD 461 million, of which USD 30 million has been transferred between October 1, 2014 and March 31, 2015. As a result, USD 983 million remains payable to MDBs as of March 31, 2015.

Funds Held in Trust and Funds Available for funding decisions:

Funds Held in Trust reflect financial activities related to donor payments (cash and promissory notes), encashment of promissory notes, investment income, cash transfers, and the revaluation of the balance of promissory notes at month-end. Funds Held in Trust as of March 31, 2015 amounted to USDeq. 2,016 million.

Funds available to support SCF Trust Fund Committee and Sub-Committee decisions amounted to USD 1,034 million as of March 31, 2015.

Of the total SCF Funds available, USD 185 million is available for PPCR, USD 176 million is available for FIP, and USD 305 million is available for SREP. In addition USD 367million remains in the provisional account (PROV) pending donor decision to transfer the funds to one of the sub-accounts of the SCF.



1. SCF Trust Fund Summary – Inception through March 31, 2015

In USD millions

	Total	% of Total
<u>Donor Pledges and Contributions</u>		
Contributions	2,663	97%
Pledges	73	3%
Total Pledges and Contributions	2,736	100%

<u>Cumulative Resources</u>		
<u>Resources received</u>		
Cash Receipts	1,591	57%
Unencashed promissory notes	993	36%
Investment Income earned	42	2%
Total Resources Received	2,627	95%
<u>Resources not yet received</u>		
Contributions not yet paid	78	3%
Pledges	73	3%
Total resources not yet received	152	5%
Total Potential Resources (A)	2,778	100%

<u>Cumulative Funding Decisions</u>		
Projects	1,311	91%
MPIS Costs	55	4%
Administrative Budgets	76	5%
Other a/	1	0%
Total Funding Decisions Net of Cancellations (B)	1,443	100%
Total Potential Resources Net of Funding Decisions (A) - (B)	1,335	

<u>Funds Available</u>		
Funds Held in Trust with no restrictions	2,016	
Amounts Pending Cash Transfers	983	
Total Funds Available to Support SCF Trust Fund Committee/Sub-Committee decision:	1,034	

Note: Totals may not add up accurately due to rounding

a/ Represents costs related to an independent evaluation of the fund.



1.1. Pledges and Contributions

In USD millions

Contributor	Contribution Type	Currency	Pledges Outstanding and Contributions			Historical Value of Total in USD eq. a/ (1)	Current Value of Total in USD eq. b/ (2)	FX changes (3) = (2) - (1)	Receipts in USD eq. b/
			Pledges Outstanding	Finalized					
				Contributions Finalized	Total				
Australia	Grant	AUD	-	87	87	74	80	7	80
Canada	Grant	CAD	-	100	100	97	84	(13)	84
Denmark	Grant	DKK	-	238	238	47	44	(3)	44
Germany	c/ Grant	EUR	-	50	50	74	66	(8)	66
Japan	d/ Grant	USD	-	200	200	200	187 d/	(13)	187
Korea	Grant	KRW	-	6,565	6,565	6	6	0	6
Netherlands	Grant	USD	-	76	76	76	76	-	76
Norway	Grant	NOK	-	1,636	1,636	295	269	(26)	269
Spain	Grant	EUR	-	3	3	4	4	(1)	4
	Capital	EUR	-	20	20	30	26	(4)	26
Sweden	Grant	SEK	-	385	385	59	59	(0)	59
Switzerland	Grant	USD	-	26	26	26	26	(0)	26
United Kingdom	e/ Capital	GBP	-	649	649	1,207	974.43	(233)	914
	Grant	GBP	-	221	221	411	327.01	(84)	309
United States	f/ Grant	USD	73	435	508	508	508	0	435
						3,114	2,736	(378)	2,584

a/ Represents pledges valued on the basis of exchange rates as of September 25, 2008, the CIF official pledging date.

b/ Represents realized amounts plus unrealized amounts valued on the basis of exchange rates as of March 31, 2015.

c/ Out of the total EUR 59.45 million contribution, EUR 4.725 million each has been transferred as contribution to AfDB and IBRD for the AFCC program

d/ The USD 200 million pledge was committed in JPY in the amount of JPY 19 billion.

e/ The total contribution made by the United Kingdom through the SCF is GBP 1.4 billion, which includes allocation of GBP 810 million to CTF, GBP 3.5 million to Readiness Fund of the Forest Carbon Partnership Facility (FCPF), GBP 11.5 million to Carbon Fund of the FCPF and GBP 50 million to the Congo Basin Fund.

f/ The total pledge made by the United States to the CIF is USD 2 billion; the allocation across the programs is indicative.

- The above table shows the total pledges outstanding and contributions finalized and made to the SCF. Pledges represent a Contributor's expression of intent to make a contribution.
- The total pledges to the SCF amount to USDeq. 3.12 billion, valued at the exchange rates available on the date of the Climate Investment Funds (CIF) initial pledging meeting. The current value of the pledges amounts to USDeq. 2.74 billion as of March 31, 2015 (a difference of USDeq. 378 million due to exchange rate movements).
- As of March 31, 2015, the Trustee had entered into Contribution Agreements/Arrangements with 13 Contributors and received USDeq. 2.58 billion in cash and promissory notes from these donors.
- Of the total amount received from donors, USDeq. 1.65 billion (64%) was received as grant contributions and USDeq. 940 million (36%) as capital contributions.
- Pledges and unpaid donor contributions amount to USDeq. 73 million.



1.2.Asset Mix and Investment Income

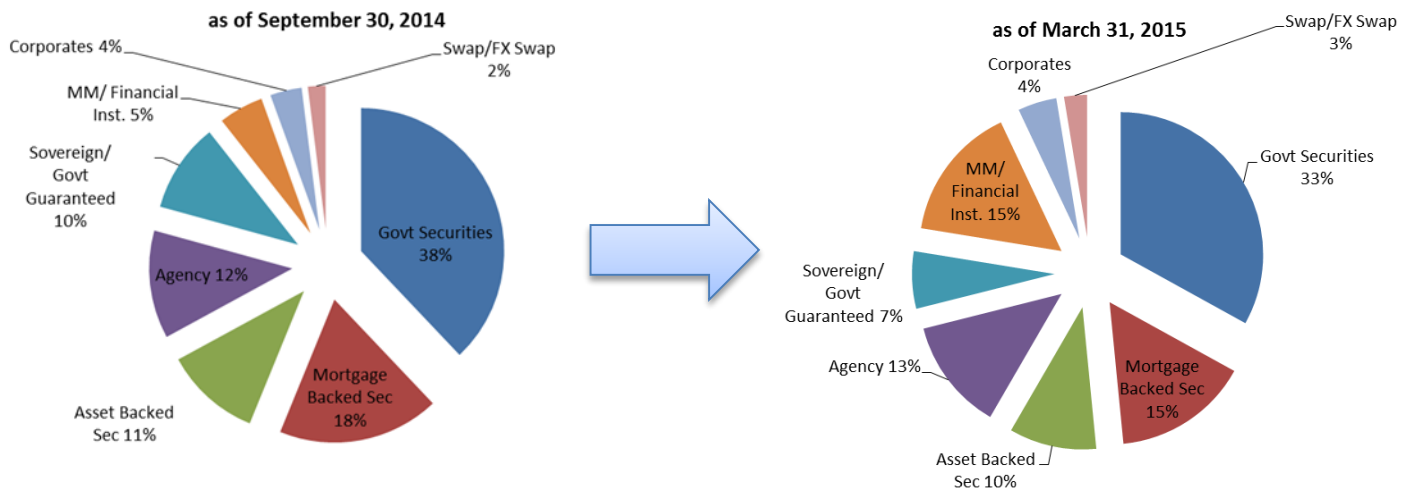
The undisbursed cash balance of the SCF Trust Fund is maintained in a commingled investment portfolio (“Pool”) for all trust funds managed by IBRD. The Pool is managed actively and conservatively with capital preservation as the over-arching objective.

ASSET MIX

SCF Trust Fund assets are invested across three of the World Bank Trust Fund’s investment model portfolios, (“Tranche 0” for short term working capital needs, “Tranche 1” with an investment horizon of one year, and “Tranche 2” with an investment horizon of three years). The latter two tranches aim to optimize investment returns subject to capital preservation with a high degree of confidence (based on statistical models) over the respective investment horizon. Although actual future returns will depend on market conditions, the Trust Fund Investment Pool portfolio is actively monitored and adjusted to preserve development partner funds over the investment horizons. Over shorter periods however, market volatility may result in negative actual or ‘mark-to-market’⁶ returns.

Overall, the SCF Trust Fund cumulative returns have been driven by its investment in longer term tranches, which may be exposed to higher volatility in returns over shorter periods, but are expected to gain higher returns over longer periods.

The portfolio allocation by asset class has the largest allocations to government securities, mortgage backed securities (MBS), money market, agency and asset backed securities.

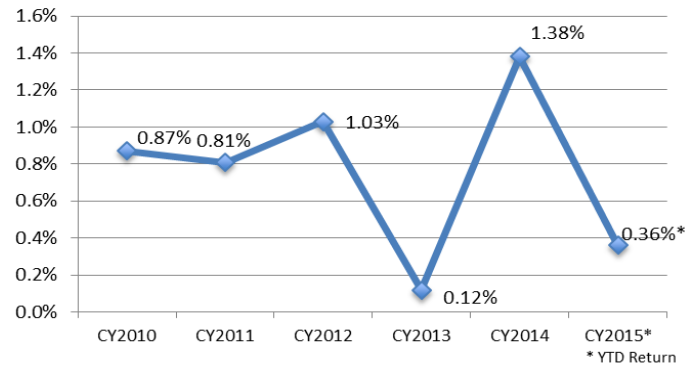


⁶ Mark-to-market returns or losses represent returns or losses generated through an accounting entry rather than the actual sale of a security.



INVESTMENT RETURNS

SCF Trust Fund investment returns were modest for calendar year-to-date 2015 with a cumulative return of 0.36%. High grade bond investments delivered positive results as investors considered the improving economic growth in the US, geopolitical events, and weakening economic growth in Europe. Returns are expected to be low going forward as the risk of rising market yields remains elevated, with an adverse effect on total portfolio returns due to lower bond prices.



ADJUSTMENTS FOR CHANGES IN MARKET CONDITIONS

As a gradual move to higher rates in the coming years is expected, the outlook for fixed-income investments continues to be for low returns, as further increases in market interest rates would result in further unrealized (i.e., mark-to-market) losses for fixed income returns in general. Given the challenging environment for fixed income investments, the World Bank Treasury has taken steps since 2011 to reduce the interest rate sensitivity of the Trust Fund Investment Pool portfolio to limit the impact of potential future interest rate increases (known as “duration”). These measures specifically included lowering the allocation to mortgage backed securities in the longer horizon Trust Funds tranche. Additionally, efforts are underway by the Trustee to enable investments in a broader universe of assets in order to achieve greater diversification of portfolio risks and increase returns. Diversification opportunities include emerging market sovereign bonds, covered bonds and new money market instruments.



1.3. Cumulative Funding Decisions

FUNDING DECISIONS

The SCF Trust Fund Committee approves allocation of SCF resources for administrative budgets, while the SCF Sub-Committees, or the MDB Committee if delegated, approve SCF financing for programs and projects including preparation grants and MDB costs for project implementation and supervision services (MPIS costs) under the respective targeted programs.

As of March 31, 2015, the SCF Trust Fund Committee has approved administrative budgets totaling USD 76 million while the SCF Sub-Committees have approved a total of USD 1.44 billion for projects and MPIS costs, an increase of USD 110 million since October 1, 2014.

FUNDING DECISIONS⁷ BY PROGRAM

The SCF Sub-Committees, or MDB Committee if delegated, have approved funding totaling USD 1.44 billion for projects and MPIS costs, of which USD 335 million was approved under the FIP, USD 904 million under the PPCR, and USD 206 million under the SREP.

⁷ The funding decisions in this section includes the pro-rated share of administrative budget amount of USD 76 million by program



2. FIP Summary – Inception through March 31, 2015

In USD millions

	Total	% of Total
<u>Donor Pledges and Contributions</u>		
Contributions	516	88%
Pledges	69	12%
Total Pledges and Contributions	585	100%
<u>Cumulative Resources</u>		
<u>Resources received</u>		
Cash Receipts	410	70%
Unencashed promissory notes	107	18%
Total Resources Received	516	88%
<u>Resources not yet received</u>		
Contributions not yet paid	-	0%
Pledges	69	12%
Total resources not yet received	69	12%
Total Potential Resources (A)	585	100%
<u>Cumulative Funding Decisions</u>		
Projects	288	92%
MPIS Costs	15	5%
Investment Plan Preparation	11	
Total Funding Decisions Net of Cancellations (B)	315	96%
Total Potential Resources Net of Funding Decisions (A) - (B)	271	
<u>Funds Available</u>		
Funds Held in Trust with no restrictions	410	
Amounts Pending Cash Transfers	234	
Total Funds Available to Support FIP Sub-Committee decisions	176	

Note: Totals may not add due to rounding



2.1. FIP Pledges and Contributions

In USD millions

Contributor	Contribution Type	Currency	Pledges Outstanding and Contributions			Historical Value of Total in USD eq. a/ (1)	Current Value of Total in USD eq. b/ (2)	FX changes (3) = (2) - (1)	Receipts in USD eq. b/
			Pledges Outstanding	Finalized					
				Contributions Finalized	Total				
Australia	Grant	AUD	-	36	36	30	35	5	35
Denmark	Grant	DKK	-	54	54	11	10	(0)	10
Japan	c/ Grant	USD	-	60	60	60	51	(9)	51
Norway	Grant	NOK	-	855	855	154	142	(12)	142
Spain	Capital	EUR	-	10	10	15	13	(2)	13
Sweden	Grant	SEK	-	100	100	15	15	(1)	15
United Kingdom	Capital	GBP	-	100	100	186	152	(35)	152
United States	d/ Grant	USD	69	99	168	168	168	-	99
						639	585	(54)	516

a/ Represents pledges valued on the basis of exchange rates as of September 25, 2008, the CIF official pledging date.

b/ Represents realized amounts plus unrealized amounts valued on the basis of exchange rates as of March 31, 2015.

c/ The USD 60 million pledge was committed in JPY in the amount of JPY 5.6 billion.

d/ The total pledge made by the United States to the CIF is USD 2 billion; the allocation across the programs is indicative.

- The above table shows the total pledges outstanding and contributions finalized and made to the FIP. Pledges represent a Contributor's expression of intent to make a contribution and form the basis for the endorsement of Investment Plans by the FIP Sub-Committee.
- The total pledges to the FIP now amount to USDeq. 639 million, valued at the exchange rates available on the date of the CIF pledging meeting. The current value of the pledges amounts to USDeq. 585 million as of March 31, 2015 (a difference of USDeq. 54 million due to exchange rate movements).
- As of March 31, 2015, the Trustee had entered into Contribution Agreements/Arrangements with eight donors and received USDeq. 516 million in cash and promissory notes to date from these donors.
- Of the total amount received from donors, USDeq. 352 million (68%) was received as grant contributions and USDeq. 164 million (32%) as capital contributions.
- Pledges and unpaid donor contributions amount to USDeq. 69 million.

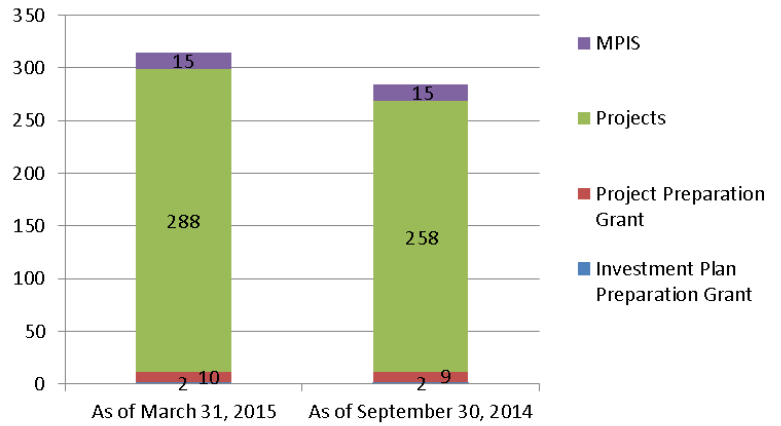


2.2. FIP Funding Decisions

In USD millions

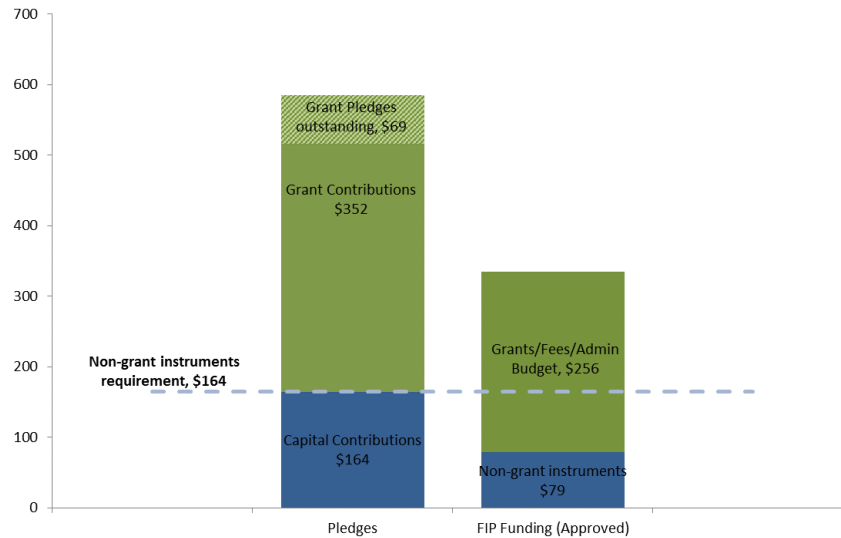
FIP FUNDING APPROVALS BY ACTIVITY

Between October 1, 2014 and March 31, 2015, a total amount of USD 31 million was approved by the FIP Sub-Committee, bringing the cumulative funding decisions under the FIP as of September 30 2014 to USD 315 million⁸.



FIP FUNDING LIMITS

In accordance with the SCF Standard Provisions in the Contribution Agreements/Arrangements, Grant Contributions may be used for any purposes, while Capital Contributions may be used for any purposes, except that no more than ten percent of the Contributions would be used for financing grants. This chart shows pledges by contribution types and FIP funding (excluding projects in the pipeline) by financing product. As shown in the chart, funding decisions made to date adhere to the funding limits set by the incoming funding types from the Contributors.



⁸ The amount excludes the USD 20 million pro-rated share of admin budget approved by the SCF trust fund committee



2.3. FIP Funding Availability

In USD millions

	As of March 31, 2015 (a)	As of September 30, 2014 (a)	Change (c) = (a) - (b)
1. Cumulative Receipts	527	536	(9)
a. Cash receipts and encashed promissory notes	410	410	-
b. Unencashed promissory notes	107 a/	117	(10)
c. Investment income earned on undisbursed balance	11	10	1
2. Cumulative Cash Transfers	101	91	10
a. Projects and MPIS Costs	82	70	12
b. Administrative Budget	20	21	(1)
3. Funds held in Trust (3 = 1 - 2)	426	445	(19)
a. Cash and Investments	319	328	(9)
b. Unencashed promissory notes	107	117	(10)
4. Financial Reserve	16	18	(1)
5. Funds held in Trust with no restrictions (5 = 3 - 4)	410	427	(17)
6. Funding Decisions pending cash transfer	234	214	20
a. Projects and MPIS Costs	233	214	20
b. Administrative Budget	0.2	0.4	(0)
7. Amounts pending Sub-Committee funding decisions	-	-	-
8. Funds available to support Sub-Committee funding decisions (8 = 5 - 6 - 7)	176	213	(37)

Note: Totals may not add up due to rounding

a/ Valued on the basis of exchange rates as of March 31, 2015

Highlights for the period October 1, 2014 through March 31, 2015:

- **Funds Held in Trust** represent cumulative receipts less cumulative cash transfers, and amount to USDeq. 426 million as of March 31, 2015. Funds Held in Trust decreased by approximately USD 19 million since October 1, 2014 primarily due to:
 - Decrease in cumulative receipts during the period by USD 9 million, due to the exchange rate movements that arise from the current valuation of uncashed promissory notes and
 - Increase in cash transfers to the MDBs during the reporting period by USD 10 million.
- **Funding Decisions Pending Cash Transfer** amounted to USD 234 million, representing an increase of USD 20 million since October 1, 2014.
- **Funding Availability** currently amounts to USD 176 million, decreased by USD 37 million over the prior reporting period.



3. PPCR Summary – Inception through March 31, 2015

In USD millions

	Total	% of Total
<u>Donor Pledges and Contributions</u>		
Contributions	1,116	100%
Pledges	-	0%
Total Pledges and Contributions	1,116	100%

<u>Cumulative Resources</u>		
<u>Resources received</u>		
Cash Receipts	795	71%
Unencashed promissory notes	321	29%
Total Resources Received	1,116	100%
<u>Resources not yet received</u>		
Contributions not yet paid	-	0%
Pledges	-	0%
Total resources not yet received	-	0%
Total Potential Resources (A)	1,116	100%

<u>Cumulative Funding Decisions</u>		
Projects	809.4	94%
MPIS Costs	30.0	3%
Investment Plan Preparation	25.6	
Total Funding Decisions Net of Cancellations (B)	865	97%
Total Potential Resources Net of Funding Decisions (A) - (B)	251	

<u>Funds Available</u>		
Funds Held in Trust with no restrictions	807	
Amounts Pending Cash Transfers	621	
Total Funds Available to Support PPCR Sub-Committee decisions	185	

Note: Totals may not add due to rounding



3.1.PPCR Pledges and Contributions

In USD millions

Contributor	Contribution Type	Currency	Pledges Outstanding and Contributions			Historical Value of Total in USD eq. a/ (1)	Current Value of Total in USD eq. b/ (2)	FX changes (3) = (2) - (1)	Receipts in USD eq. b/
			Pledges Outstanding	Finalized					
				Contributions Finalized	Total				
Australia	Grant	AUD	-	40	40	34	33	(0)	33
Canada	Grant	CAD	-	100	100	97	84	(13)	84
Denmark	Grant	DKK	-	123	123	24	23	(2)	23
Germany	Grant	EUR	-	50	50	74	66	(8)	66
Japan	c/ Grant	USD	-	100	100	100	103	3	103
Norway	Grant	NOK	-	91	91	16	16	(1)	16
Spain	Capital	EUR	-	10	10	15	13	(2)	13
United Kingdom	Capital	GBP	-	255	255	474	385	(89)	385
	Grant	GBP	-	70	70	130	104	(27)	104
United States	d/ Grant	USD	-	290	290	290	290	0	290
						1,255	1,116	(139)	1,116

a/ Represents pledges valued on the basis of exchange rates as of September 25, 2008, the CIF official pledging date.

b/ Represents realized amounts plus unrealized amounts valued on the basis of exchange rates as of March 31, 2015.

c/ The USD 100 million pledge was committed in JPY in the amount of JPY 9.3 billion.

d/ The total pledge made by the United States to the CIF is USD 2 billion; the allocation across the programs is indicative.

- The above table shows the total pledges outstanding and contributions finalized and made to the PPCR. Pledges represent a Contributor's expression of intent to make a contribution and form the basis for the endorsement of Strategic Programs for Climate Resilience (SPCR) by the PPCR Sub-Committee.
- The total pledges to the PPCR now amount to USDeq. 1.26 billion, valued at the exchange rates available on the date of the CIF pledging meeting. The current value of the pledges amounts to USDeq. 1.12 billion as of March 31, 2015 (a difference of USDeq. 139 million due to exchange rate movements).
- As of March 31, 2015, the Trustee had entered into Contribution Agreements/Arrangements with nine donors and received USDeq. 1,116 million in cash and promissory notes to date from these donors, of which USDeq. 93 million in cash receipts were received between October 1, 2014 and March 31, 2015.
- Of the total amount received from donors, USDeq. 718 million (64%) was received as grant contributions and USDeq. 398 million (36%) as capital contributions.

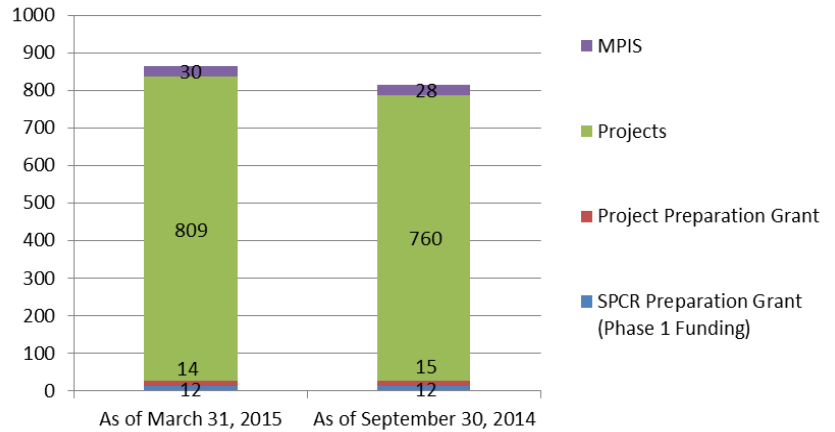


3.2.PPCR Funding Decisions

In USD millions

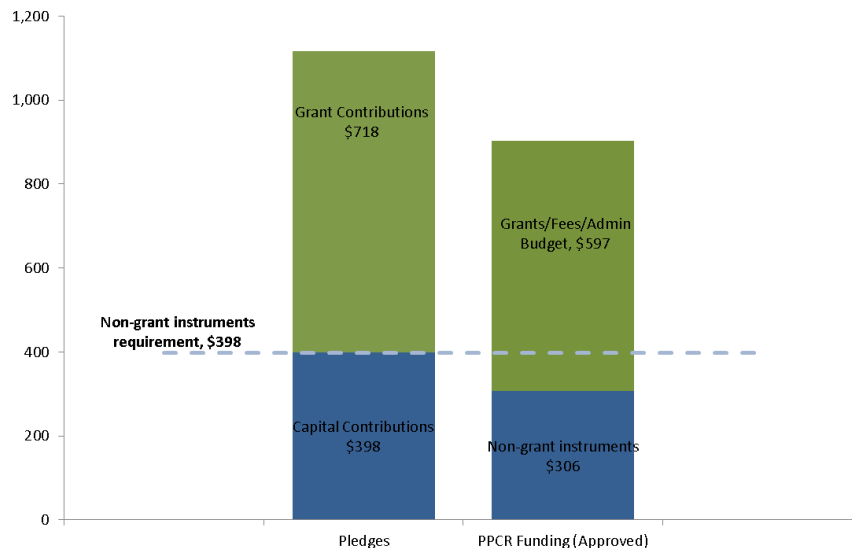
PPCR FUNDING APPROVALS BY ACTIVITY

Between October 1, 2014 and March 31, 2015, a total amount of USD 50 million was approved by the PPCR Sub-Committee, bringing the cumulative funding decisions under the PPCR as of March 31, 2015 to USD 865 million⁹.



PPCR FUNDING LIMITS

In accordance with the SCF Standard Provisions in the Contribution Agreements/Arrangements, Grant Contributions may be used for any purposes, while Capital Contributions may be used for any purposes, except that no more than ten percent of the Contributions would be used for financing grants. This chart shows pledges by contribution types and PPCR funding (excluding projects in the pipeline) by financing product. As shown in the chart, funding decisions made to date adhere to the funding limits set by the incoming funding types from the Contributors.



⁹ The amount excludes the 38 million pro-rated share of admin budget approved by the SCF trust fund committee



3.3.PPCR Funding Availability

In USD millions

	As of March 31, 2015 (a)	As of September 30, 2014 (b)	Change (c) = (a) - (b)
1. Cumulative Receipts	1,137	1,090	47
a. Cash receipts and encashed promissory notes	795	702	93
b. Unencashed promissory notes	321 a/	372	(51)
c. Investment income earned on undisbursed balance	21	16	5
2. Cumulative Cash Transfers	282	272	11
a. Projects and MPIS Costs	244	236	8
b. Administrative Budget	38	36	2
3. Funds held in Trust (3 = 1 - 2)	855	818	36
a. Cash and Investments	534	446	88
b. Unencashed promissory notes	321	372	(51)
4. Financial Reserve	48	56	(8)
5. Funds held in Trust with no restrictions (5 = 3 - 4)	807	763	44
6. Funding Decisions pending cash transfer	621	580	41
a. Projects and MPIS Costs	621	580	41
b. Administrative Budget	0	1	(0)
7. Amounts pending Sub-Committee funding decisions	-	-	-
8. Funds available to support Sub-Committee funding decisions (8 = 5 - 6 - 7)	185	182	3

Note: Totals may not add up due to rounding

a/ Valued on the basis of exchange rates as of March 31, 2015

Highlights for the period October 1, 2014 through March 31, 2015:

- **Funds Held in Trust** represent cumulative receipts less cumulative cash transfers, and amount to USDeq. 855 million as of March 31, 2015. Funds Held in Trust increased by USD 36 million since October 1, 2014 primarily due to:
 - Increase in cumulative receipts during the reporting period by USDeq. 47 million; and
 - Offset by increase in cash transfers to MDBs during the reporting period of USD 11 million
- **Funding Decisions Pending Cash Transfer** amounted to USD 621 million, representing USD 41 million increase since October 1, 2014.
- **Funding Availability** currently amounts to USD 185 million, increased by USD 3 million over the prior reporting period.



4. SREP Summary – Inception through March 31, 2015

In USD millions

	Total	% of Total
<u>Donor Pledges and Contributions</u>		
Contributions	520	99%
Pledges	5	1%
Total Pledges and Contributions	524	100%

<u>Cumulative Resources</u>		
<u>Resources received</u>		
Cash Receipts	387	74%
Unencashed promissory notes	133	25%
Total Resources Received	520	99%
<u>Resources not yet received</u>		
Contributions not yet paid	-	0%
Pledges	5	1%
Total resources not yet received	5	1%
Total Potential Resources (A)	524	100%

<u>Cumulative Funding Decisions</u>		
Projects	158	84%
MPIS Costs	9	5%
Investment Plan Preparation	20	
Total Funding Decisions Net of Cancellations (B)	187	89%
Total Potential Resources Net of Funding Decisions (A) - (B)	337	

<u>Funds Available</u>		
Funds Held in Trust with no restrictions	432	
Amounts Pending Cash Transfers	128	
Total Funds Available to Support SREP Sub-Committee decisions	305	

Note: Totals may not add due to rounding



4.1. SREP Pledges and Contributions

In USD millions

Contributor	Contribution Type	Currency	Pledges Outstanding and Contributions			Historical Value of Total in USD eq. a/ (1)	Current Value of Total in USD eq. b/ (2)	FX changes (3) = (2) - (1)	Receipts in USD eq. b/
			Pledges Outstanding	Contributions Finalized	Total				
Australia	Grant	AUD	-	12	12	10	12	2	12
Denmark	Grant	DKK	-	61	61	12	12	(1)	12
Japan	c/ Grant	USD	-	40	40	40	34	(6)	34
Korea	Grant	KRW	-	6,565	6,565	6	6	0	6
Netherlands	Grant	USD	-	76	76	76	76	-	76
Norway	Grant	NOK	-	690	690	124	111	(13)	111
Spain	Grant	EUR	-	3	3	4	4	(1)	4
Sweden	Grant	SEK	-	285	285	44	44	1	44
Switzerland	Grant	USD	-	26	26	26	26	(0)	26
United Kingdom	Capital	GBP	-	100	100	186	150	(36)	150
United States	d/ Grant	USD	5	45	50	50	50	-	45
						579	524	(54)	520

a/ Represents pledges valued on the basis of exchange rates of September 25, 2008, the CIF official pledging date.

b/ Represents realized amounts plus unrealized amounts valued on the basis of exchange rates as of March 31, 2015.

c/ The USD 40 million pledge was committed in JPY in the amount of JPY 3.7 billion.

d/ The total pledge made by the United States to the CIF is USD 2 billion; the allocation across the programs is indicative.

- The above table shows the total pledges outstanding and contributions finalized and made to the SREP. Pledges represent a Contributor's expression of intent to make a contribution and form the basis for the endorsement of Investment Plans by the SREP Sub-Committee.
- The total pledges to the SREP now amount to USDeq. 579 million, valued at the exchange rates available on the date of the CIF pledging meeting. The current value of the pledges amounts to USDeq. 524 million as of March 31, 2015 (a difference of USDeq. 54 million due to exchange rate movements).
- As of March 31, 2015, the Trustee had entered into Contribution Agreements/Arrangements with 11 donors and received USDeq. 520 million in cash and promissory notes to date from these donors.
- Of the total amount received from donors, USDeq. 369 million (71%) was received as grant contributions and USDeq. 150 million (29%) as capital contributions.
- Pledges Outstanding amount to USDeq. 5 million.

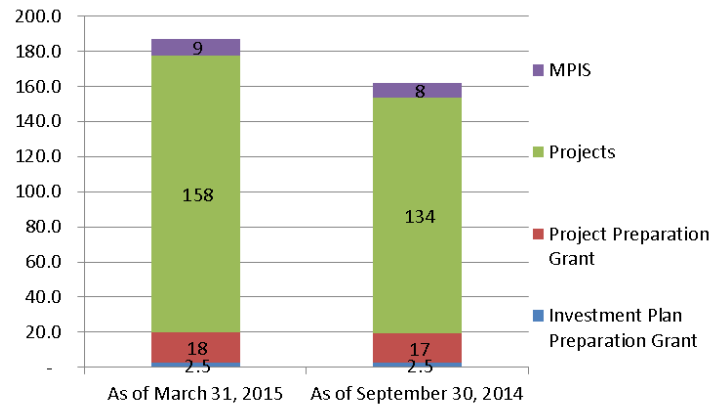


4.2. SREP Funding Decisions

In USD millions

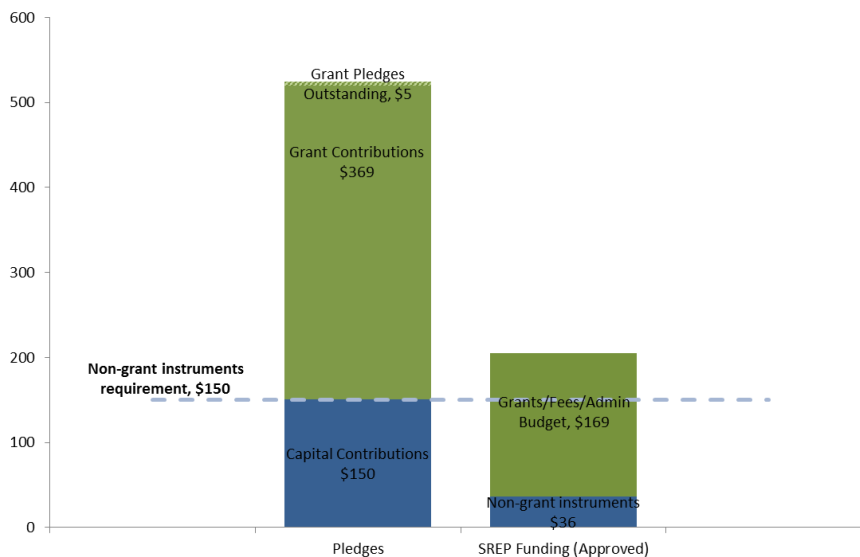
SREP FUNDING APPROVALS BY ACTIVITY

Between October 1, 2014 and March 31, 2015, a total amount of USD 25 million was approved by the SREP Sub-Committee with the prorated budget approval amount of USD, bringing the cumulative funding decisions under the SREP as of March 31, 2015 to USD 187 million¹⁰.



SREP FUNDING LIMITS

In accordance with the SCF Standard Provisions in the Contribution Agreements/Arrangements, Grant Contributions may be used for any purposes, while Capital Contributions may be used for any purposes, except that no more than ten percent of the Contributions would be used for financing grants. This chart shows pledges by contribution types and SREP funding (excluding projects in the pipeline) by financing product. As shown in the chart, funding decisions made to date adhere to the funding limits set by the incoming funding types from the Contributors.



¹⁰ The amount excludes the amount USD 19 million pro-rated share of admin budget approved by the SCF trust fund committee



4.3.SREP Funding Availability

In USD millions

	As of March 31, 2015	As of September 30, 2014	Change
	(a)	(a)	(c) = (a) - (b)
1. Cumulative Receipts	530	508	22
a. Cash receipts and encashed promissory notes	387	335	51
b. Unencashed promissory notes a/	133	165	(32)
c. Investment income earned on undisbursed balance	10	8	2
2. Cumulative Cash Transfers	78	68	9
a. Projects and MPIS Costs	59	51	8
b. Administrative Budget	19	17	1
3. Funds held in Trust (3 = 1 - 2)	452	440	13
a. Cash and Investments	319	275	44
b. Unencashed promissory notes	133	165	(32)
4. Financial Reserve	20	25	(5)
5. Funds held in Trust with no restrictions (5 = 3 - 4)	432	415	17
6. Funding Decisions pending cash transfer	128	111	17
a. Projects and MPIS Costs	128	111	17
b. Administrative Budget	0	0	(0)
7. Amounts pending Sub-Committee funding decisions	-	-	-
8. Funds available to support Sub-Committee funding decisions (8 = 5 - 6 - 7)	305	304	1

Note: Totals may not add up due to rounding

a/ Valued on the basis of exchange rates as of March 31, 2015

Highlights for the period October 1, 2014 through March 31, 2015:

- **Funds Held in Trust** represent cumulative receipts less cumulative cash transfers, and amount to USDeq. 452 million as of March 31, 2015. Funds Held in Trust increased by USD 13 million since October 1, 2014 primarily due to:
 - Increase in cumulative receipts during the reporting period by USD eq. 22 million; and
 - Offset by increase in cumulative cash transfers to MDBs during the reporting period of USD 9 million.
- **Funding Decisions Pending Cash Transfer** amounted to USD 128 million, representing an increase of USD 17 million since October 1, 2014.
- **Funding Availability** currently amounts to USD 305 million, increased by USD 1 million over the prior reporting period.



5. PROV - Pledges and Contributions

In USD millions

Contributor	Contribution Type	Currency	Pledges Outstanding and Contributions			Historical Value of Total in USD eq. a/ (1)	Current Value of Total in USD eq. b/ (2)	FX changes (3) = (2) - (1)	Receipts in USD eq. b/
			Pledges Outstanding	Contributions Finalized	Total				
United Kingdom	Capital	GBP		194	194	361	287	(74)	226
	Grant	GBP		151	151	281	223	(57)	206
						642	511	(131)	432

a/ Represents pledges valued on the basis of exchange rates of September 25, 2008, the CIF official pledging date.

b/ Represents realized amounts plus unrealized amounts valued on the basis of exchange rates as of March 31, 2015.

- The above table shows the total pledges outstanding and contributions finalized and made to the Provisional Account (PROV). The contributions are temporarily held in this account until the donor decides on funding one of the SCF programs (FIP/SREP/PPCR).
- The total pledges to the SCF held in the provisional account amounts to USDeq. 642 million, valued at the exchange rates available on the date of the CIF pledging meeting. The current value of the pledges amounts to USDeq 511 million as of March 31, 2015 (a difference of USDeq. 131 million due to exchange rate movements).
- As of March 31, 2015, the Trustee had entered into Contribution Agreements/Arrangements with United Kingdom (UK) and received USDeq. 432 million in cash and promissory notes to date from this donor.
- Of the total amount received from the donor, USDeq. 206 million (48%) was received as grant contributions and USDeq. 226 million (52%) as capital contributions.
- Unpaid donor contributions amount to USDeq. 78 million.