

Strategic Climate Fund (SCF)

Financial Report

Prepared by the Trustee

As of September 30, 2022



Table of Contents

Introduction	3
1. SCF Trust Fund Summary – Inception through September 30, 2022.....	4
1.1. Pledges and Contributions – SCF Summary	6
1.2. Asset Mix and Investment Income and ESG Summary Report	7
1.3. Cumulative Net Commitments	10
2. FIP Summary – Inception through September 30, 2022.....	11
2.1. FIP Pledges and Contributions -Summary.....	13
2.2. Cumulative Net Commitments	14
2.3. FIP Funds Held in Trust with No Restrictions and Funds Available to support Trustee Commitments.....	15
3. PPCR Summary – Inception through September 30, 2022	16
3.1. PPCR Pledges and Contributions - Summary	18
3.2. PPCR Cumulative Net Commitments	19
3.3. PPCR Funds Held in Trust with No Restrictions and Funds Available to support Trustee Commitments	20
4. SREP Summary – Inception through September 30, 2022.....	21
4.1. SREP Pledges and Contributions –Summary.....	23
4.2. SREP Cumulative Net Commitments.....	24
4.3. SREP Funds Held in Trust with No Restrictions and Funds Available for Trustee Commitments.....	25
5. REI Summary – Inception through September 30, 2022	26
5.1. REI Pledges and Contributions –Summary.....	27
6. NPC Summary – Inception through September 30, 2022.....	28
6.1. NPC Pledges and Contributions –Summary	29
7. Overall realized and unrealized gains or losses for the Promissory Notes held in Non-USD currencies.....	29
8. Admin Account Summary – Feb 1, 2016 through September 30, 2022	30



Introduction

The Climate Investment Funds (CIF) were established in 2008 and comprise two trust funds. The Strategic Climate Fund (SCF) provides financing to pilot new development approaches or scale-up activities aimed at a specific climate change challenge or sectoral response. The SCF currently finances five such programs: The Forest Investment Program (FIP), Pilot Program for Climate Resilience (PPCR), and Scaling Up Renewable Energy in Low-Income Countries Program (SREP), Renewable Energy Investment Plan (REI), Nature, People & Climate Program (NPC).

The World Bank acts as the Trustee for the CIFs. This report is produced by the Trustee based on financial information as of September 30, 2022, in accordance with the Trustee's role as set forth in the Governance Framework for the SCF which states:

“The Trustee will provide to the SCF Trust Fund Committee, and, to the extent applicable, any SCF Sub-Committee, regular reports on the financial status of the Trust Fund, as agreed between the Trustee and the SCF Trust Fund Committee, or as the case may be the relevant SCF Sub-Committee.”

Regular financial reporting is provided through the Trustee's website: www.fiftrustee.worldbank.org. This report has been prepared specifically for the SCF Trust Fund Committee (TFC) to provide: (i) a snapshot of the financial status of the SCF Trust Fund as of September 30, 2022; (ii) the status of pledges and contributions, and (iii) the status of the five SCF Programs (FIP, PPCR, SREP, REI, NPC).



1. SCF Trust Fund Summary – Inception through September 30, 2022

In USD millions

SCF TRUST FUND - RESOURCES AVAILABLE for COMMITMENTS		As of September 30, 2022	
Inception through September 30, 2022 (USD millions)		Total	% of Total
		Total	% of Total
Donor Pledges and Contributions			
Contributions		2,941.0	93%
Pledges		210.4	7%
Total Pledges and Contributions		3,151.5	100%
Cumulative Funding Received			
Contributions Received			
Cash Contributions		2,743.1	89%
Unencashed promissory notes	a/	198.0	6%
Unencashed promissory notes- TAF	a/		0%
Total Contributions Received		2,941.0	95%
Other Resources			
Investment Income earned		130.7	4%
Investment Income from MDBs		11.9	0%
Total Other Resources		142.6	
Total Cumulative Funding Received (A)		3,083.6	100%
Cumulative Funding Commitments			
Projects/Programs		2,487.0	98%
MDB Project Implementation and Supervision services (MPIS) Costs		96.0	4%
Cumulative Administrative Expenses net of cancellations	b/	208.1	8%
Technical Assistance Facility	i/	34.3	1%
Total Cumulative Funding Commitments		2,825.5	111%
Project/Program and MPIS Cancellations	c/	(287.5)	-11%
Net Cumulative Funding Commitments (B)		2,538.0	100%
Total Funding Availability (A - B)		545.6	
Currency Risk Reserves	d/	(29.7)	
Currency Risk Reserves-Technical Assistance Facility (TAF)	d/	-	
Funding Available for Trustee Commitments (C)		515.9	
Future Programming Reserves:			
Admin Expenses-Reserve (includes Country engagement reserve/Learning and Knowledge exchange reserve) for FY 23-28 (net of estimated investment income and reflows)	e/	(52.3)	
Technical Assistance Facility	i/j/	(1.0)	
Unrestricted Fund Balance (C) after reserves		462.6	
Anticipated Commitments (FY23)			
Program/Project Funding and MPIS Costs	f/	139.4	
Technical Assistance Facility	j/	(0.6)	
Total Anticipated Commitments (D)		138.7	
Available Resources (C-D)		323.9	

In USD millions

SCF TRUST FUND - RESOURCES AVAILABLE for COMMITMENTS

Inception through September 30, 2022
(USD millions)

As of September 30,
2022 % of Total

Potential Future Funding (FY23)		
Pledges	g/	0.3
Contributions Receivable	k/	210.1
Release of Currency Risk Reserves	d/	29.7
Total Potential Future Resources (E)		240.1
Potential Available Resources (C - D + E)		564.0
Reflow from MDBs	h/	12.9

a/ Unencashed promissory notes amount represents USD equivalent of GBP 178.92 million from the UK.

b/ Approvals by the SCF TFC upto to end FY22 (net of cancellations), including USD 32.99 million for Country Programing budget and USD 7.6 million budget for Evaluation and Learning.

c/ This refers to cancellation of programs,project and MPIS cost commitments approved by the SCF

d/ Amounts withheld to mitigate over-commitment risk resulting from the effects of currency exchange rate fluctuations on the value of outstanding non-USD denominated promissory notes.

e/ The amount of this reserve is estimated by the CIFAU and Trustee using the 10-year forecast of the Admin Budget less the 10-year estimate of Investment Income and reflows. Pro-rata estimates across three SCF programs are based on the 41%, 37% & 22% fixed pro rata share of the PPCR, SREP & FIP cash balance as at December 31, 2017 approved by the SCF TFC on March 8, 2018.

f/ Anticipated commitments for SREP program includes both Sealed and Reserve pipeline. Anticipated commitments as estimated by the CIFAU.

g/ The balance of the pledge amount from the U.S.

h/ Any payments of principal, interest from loans , which are due to be returned to the Trust Fund pursuant to the Financial Procedures Agreements consistent with the pertinent SCF funding approved by the SCF Trust Fund Committee. For the avoidance of doubt, the Reflow does not include any return of funds from SCF grants or Administrative Costs, including cancelled or unused funds, or any investment income earned on SCF resources held by any MDB.The usage of reflow from MDBs are approved by the SCF TFC on March 8, 2018 to cover the shortfall in administrative expenses net of the SCF investment income. The reflows includes the commitment fee, front end fee and late payment fee.

i/ The CTF and SCF Trust Fund Committees agreed on July 20, 2018 to establish the CIF Technical Assistance Response Initiative for Green and Climate Resilient Recovery which is a special initiative of SCF supported by Administrative budget.

j/ Commitments for the Technical Assistance Facility, as estimated by the CIFAU.

k/ Contribution receivable from Sweden for SEK 100 million in Provisional Account for SCF. Contribution receivable from Netherlands for USD 80 million, Switzerland for USD 8 million, United Kingdom for GBP 102.23 million in REI account.



1.1. Pledges and Contributions – SCF Summary

In USD millions

STRATEGIC CLIMATE FUND
Table : Pledges and Contributions
as of September 30, 2022
(in millions)

Contributor	Contribution Type	Currency	in Contribution Currency			in USD eq. a/				
			Pledges outstanding and Contribution Receivable	PNs Outstanding	Cash Receipts f/	Total Pledges and Contributions	Pledges outstanding and Contribution Receivable	PNs Outstanding	Cash Receipts f/	Total Pledges and Contributions
Australia	Grant	AUD	-	-	87	87	-	-	80	80
Canada	Grant	CAD	-	-	100	100	-	-	84	84
Denmark	Grant	DKK	-	-	333	333	-	-	59	59
Germany	b/ Grant	EUR	-	-	50	50	-	-	66	66
Italy	Grant	EUR	-	-	150	150	-	-	169	169
Japan	c/ Grant	USD	-	-	200	200	-	-	187	187
Korea	Grant	KRW	-	-	6,565	6,565	-	-	6	6
Netherlands	Grant	USD	80	-	106	186	80	-	106	186
Norway	Grant	NOK	-	-	1,748	1,748	-	-	282	282
Spain	Grant	EUR	-	-	3	3	-	-	4	4
Spain	Capital	EUR	-	-	20	20	-	-	26	26
Sweden	Grant	SEK	100	-	605	705	9	-	85	94
Switzerland	Grant	USD	8	-	53	61	8	-	54	62
Switzerland	Grant	CHF	-	-	-	-	-	-	-	-
United Kingdom	d/ Capital	GBP	102	179	518	799	113	198	741	1,052
United Kingdom	Grant	GBP	-	-	219	219	-	-	287	287
United States	e/ Grant	USD	0.3	-	508	508	0.3	-	508	508
							210	198	2,743	3,151

a/ Represents realized amounts plus unrealized amounts valued on the basis of exchange rates as of September 30, 2022

b/ Of the EUR 59.45 million contribution to SCF, EUR 9.45 million was subsequently transferred from the SCF Trust Fund to other trust funds, at the instruction of the contributor.

c/ The USD 200 million pledge was committed in JPY in the amount of JPY 19 billion.

d/ The total contribution finalized by the United Kingdom through the SCF is GBP 2.6 billion, which includes allocation of GBP 1530 million to CTF, GBP 3.5 million to Readiness Fund of the Forest Carbon Partnership Facility (FCPF), GBP 11.5 million to Carbon Fund of the FCPF and GBP 50 million to the Congo Basin Fund.

e/ The total pledge made by the United States to the CTF and SCF is USD 2.95 billion.

f/ Includes cash receipts and encashed promissory notes.

Note: Totals may not add due to rounding



1.2. Asset Mix and Investment Income and ESG Summary Report

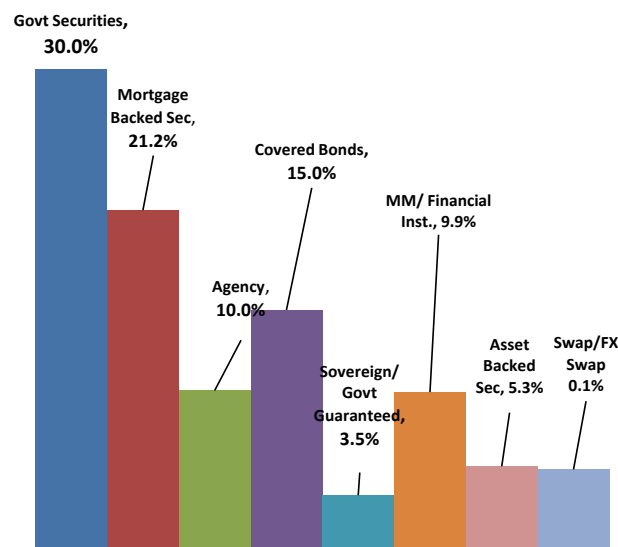
The undisbursed cash balance of the SCF Trust Fund is maintained in a commingled investment portfolio (“Pool”) for all trust funds managed by IBRD. The Pool is managed actively and conservatively with capital preservation as the over-arching objective.

ASSET MIX

SCF Trust Fund assets are invested across three of the World Bank Trust Fund’s investment model portfolios, (“Model Portfolio 0” for short-term working capital needs, “Model Portfolio 1” with an investment horizon of one year, and “Model Portfolio 2” with a broader investment universe and an investment horizon of three years). The investment objectives for the SCF Trust Fund are to optimize investment returns subject to preserving capital and maintaining adequate liquidity to meet foreseeable cash flow needs, within a conservative risk management framework¹. Although actual future returns will depend on market conditions, the Trust Fund Investment Pool is actively monitored and adjusted to preserve development partner funds over the investment horizons. Over shorter periods however, market volatility may result in negative actual or ‘mark-to-market’² returns. Overall, the SCF Trust Fund cumulative returns have been driven by its investment in longer-term model portfolios, which may be exposed to higher volatility in returns over shorter periods but are expected to have higher returns over longer periods.

As of September 30, 2022, the portfolio allocation by asset class has the largest allocations to government securities, mortgage-backed securities (MBS), agency and covered bonds.

as of September 30, 2022



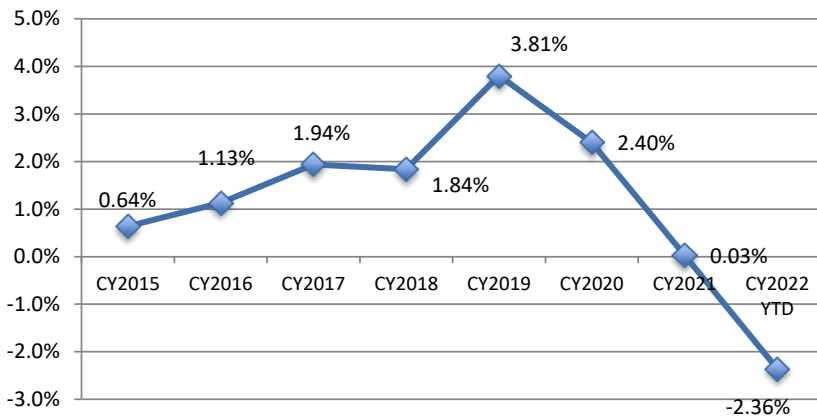
¹ Risk tolerance is defined as the expected maximum loss, as measured by the Conditional Value-at-Risk (CVaR), at the portfolio’s investment horizon, not to exceed 1% at portfolio’s investment horizon, with 99% confidence.

² Mark-to-market gains or losses represent unrealized gains or losses resulting from changes in the value of securities in the portfolio which have not yet been sold.



INVESTMENT RETURNS

The SCF Trust Fund liquid portfolio earned USD 130.7 million in investment income since inception. Persistent global inflationary trends since the beginning of the calendar year resulted in policy rate hikes by central banks across the globe including the US Federal Reserve. This coupled with tightening liquidity environment, and heightened volatilities across asset classes have resulted in negative returns across fixed income assets particularly those with longer durations.



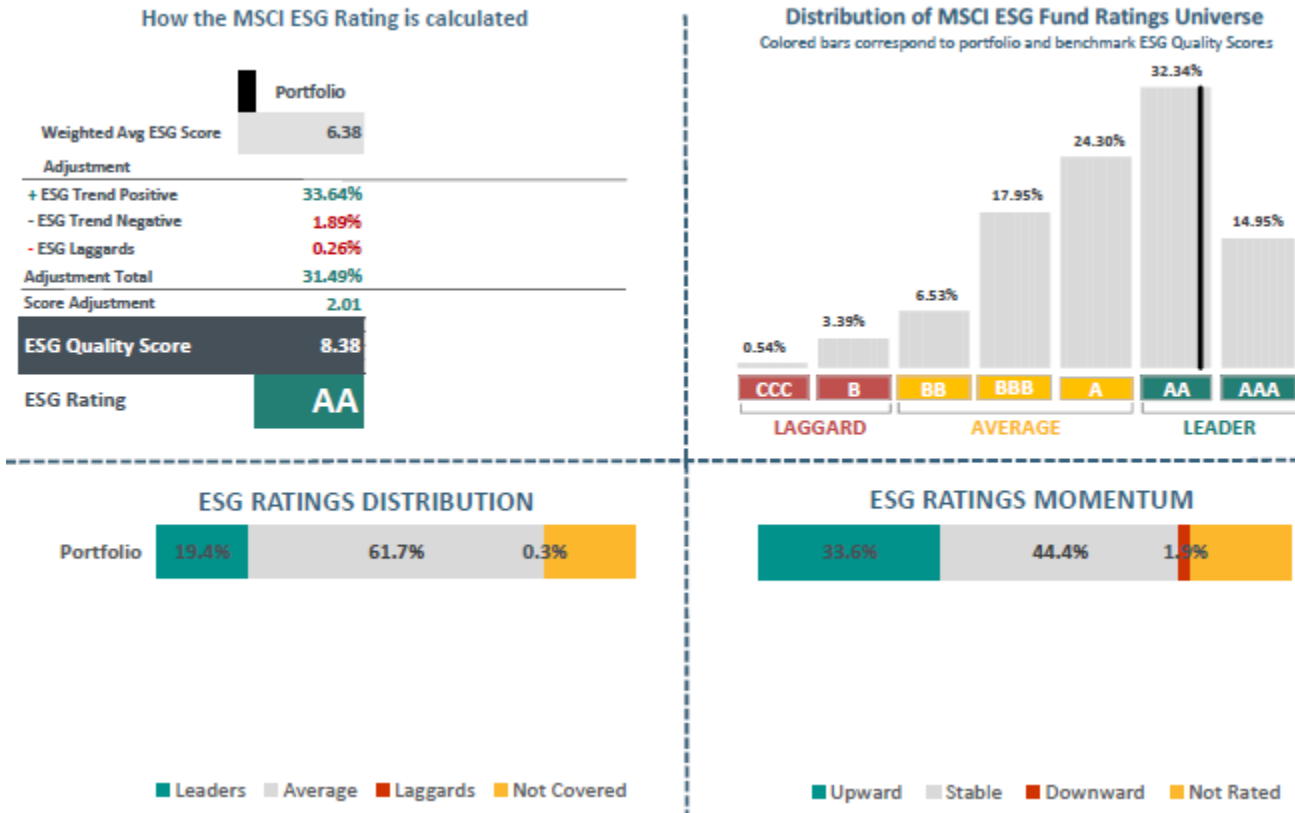
*YTD non-Annualized

ESG SUMMARY REPORT – STRATEGIC CLIMATE FUND INVESTMENT PORTFOLIO

The funds held in trust benefit from the approach to Sustainable and Responsible Investment (SRI), as defined in the Trustee's Sustainable and Responsible Investment (SRI) Statement, which considers and incorporates Environmental, Social, and Governance (ESG) factors into Trustee's investment processes. The implementation of ESG Integration falls within the purview of existing authorizations by the World Bank Board. Based on the endorsement by the World Bank management, starting from July 2019, the Trustee has applied ESG Integration as the default SRI approach for all portfolios managed by the World Bank, including for the Strategic Climate Fund assets. Considering and incorporating ESG factors into investment processes should, all things being equal, lead to portfolios that have stronger ESG profiles compared to portfolios that do not explicitly consider these ESG issues. ESG Integration has become part of the existing investment processes and is intended to help fulfil the existing investment objectives. The application of ESG Integration as part of the investment process would not involve any changes in the current investment objectives or risk limits for the Strategic Climate Fund portfolio. The SCF investment portfolio is primarily comprised of short-term high-grade fixed-income securities (sovereign, supranational and agency securities, and bank deposits), and as of September 2022, the portfolio has an ESG Quality Score¹ of 8.38 and an ESG Rating¹ of AA. Based on its ESG positioning in the MSCI ESG Fund Ratings Universe (upper right of Figure 1), which is deemed to be the more consistent reference indicator, SCF's investment portfolio falls in the top quartile of the ratings universe. This reflects high capability of SCF portfolio's holdings in terms of managing key medium to long term risks and opportunities arising from Environmental, Social and Governance factors.



Figure 1: MSCI ESG Portfolio Summary – Strategic Climate Fund



¹ ESG Quality Score is based on MSCI ESG Ratings and measured on a scale of 0 to 10 (worst to best) following a rule-based methodology. ESG Ratings Momentum represents the percentage of a portfolio's market value coming from holdings that have had an ESG Ratings upgrade, and those with a downgrade, since their previous ESG Rating assessment. The ESG Quality Score is calculated as a weighted average of ESG scores of individual holdings adjusted by ESG Ratings Momentum and ESG laggards (if any). The weight applied to the individual ESG scores is determined by the portfolio weight of individual holdings as of the reporting date. Based on the above, the ESG Quality Score, which is subject to potential skewing effect from any factor in the calculation, could slightly vary between different reporting dates along with changes in individual holdings and their portfolio weights as well as changes in ESG Ratings Momentum. Please see details on MSCI ESG Ratings Methodology

<https://www.msci.com/esg-and-climate-methodologies>



1.3. Cumulative Net Commitments

Total Net Commitments by the Trustee by Activity

As of September 30, 2022, based on the funding approvals by the SCF Trust Fund Committee, or the relevant SCF Sub-Committee as appropriate, the Trustee has made net commitments totaling USD 2.54 billion. Of this amount, USD 2.30 billion for projects, project preparation grants and MDB costs for project implementation and supervision services (MPIS), USD 244.12 million for Administrative and other commitments (USD 32.99 million for the Country Engagement budget, USD 169.20 million for administrative expenses, USD 7.61 million for the Evaluation and Learning program, and 34.32 million for Technical Assistance Facility)

Net Project and Program Commitments by Program

Net commitments made by the Trustee totaled USD 2.30 billion for projects, project preparation grants and MPIS costs, of which USD 0.64 billion have been committed under the FIP, USD 1.04 billion under the PPCR, and USD 0.62 billion under the SREP.

2. FIP Summary – Inception through September 30, 2022

In USD millions

FIP TRUST FUND - RESOURCES AVAILABLE for COMMITMENTS				
<i>Inception through September 30, 2022</i>				
<i>(USD millions)</i>				
		Total	Capital	Grant
Donor Pledges and Contributions				
Contributions		744.5	251.0	493.6
Pledges	a/	0.3	-	0.3
Total Pledges and Contributions		744.9	251.0	493.9
Cumulative Funding Received				
Contributions Received				
Cash Contributions		702.8	209.3	493.6
Unencashed promissory notes	b/	41.7	41.7	-
Unencashed promissory notes- TAF		-	-	-
Cash Contribution - Allocation from Capital to Grants	c/	-	(14.0)	14.0
Total Contributions Received		744.5	237.0	507.6
Other Resources				
Investment Income earned -up to Feb 1, 2016	d/	14.5	-	14.5
Total Other Resources		14.5	-	14.5
Total Cumulative Funding Received (A)		759.1	237.0	522.1
Cumulative Funding Commitments				
Projects/Programs		673.0	225.6	447.4
MDB Project Implementation and Supervision services (MPIS) Costs		34.7	-	34.7
Administrative Expenses-Cumulative to 1st Feb 2016	d/	25.6	-	25.6
Country Programming Budget from 1st Jan 2018	d/	0.6	-	0.6
Technical Assistance Facility	i/	3.0	-	3.0
Total Cumulative Funding Commitments		736.9	225.6	511.3
Project/Program,MPIS and Admin Budget Cancellations	e/	(71.1)	(51.2)	(19.8)
Net Cumulative Funding Commitments (B)		665.8	174.3	491.5
Fund Balance (A - B)		93.3	62.6	30.6
Currency Risk Reserves	f/	(6.3)	(6.3)	
Currency Risk Reserves-TAF		-		-
Unrestricted Fund Balance (C)		87.0	56.4	30.6
Future Programming Reserves:				
Admin Expenses-Reserve (includes Country Programming budget/Learning and Knowledge exchange reserve) and for FY 20-28 (net of estimated investment income and reflows). Breakup of various components are provided below. (Model Updated as of December 31,2017)	g/	(11.0)		(11.0)
subtract				
Administration Expense reserve for CIFAU, MDB & Trustee		USD 20.9 Million		
Country Programming Budget Reserve		USD 1.0 Million		
Learning and Knowledge Exchange Reserve		USD 1.1 Million		
add				
Estimated Investment Income Share for FIP		USD 5.4 Million		
Projected Reflows		USD 6.6 Million		
Technical Assistance Facility	i/ j/	(6.1)		(6.1)
Unrestricted Fund Balance (C) after reserves		69.9	56.4	13.6



In USD millions

FIP TRUST FUND - RESOURCES AVAILABLE for COMMITMENTS					
Inception through September 30, 2022 (USD millions)			Total	Capital	Grant
Anticipated Commitments (FY23-24)					
Program/Project Funding and MPIS Costs		51.8		46.0	5.8
Technical Assistance Facility		-			-
Total Anticipated Commitments (D)	k/	51.8		46.0	5.8
Available Resources (C - D)			18.2	10.4	7.8
Potential Future Resources (FY23-24)					
Pledges	a/	0.3			0.3
Contributions Receivable		-			-
Release of Currency Risk Reserves	e/	6.3		6.3	-
Total Potential Future Resources (E)		6.6		6.3	0.3
Potential Available Resources (C - D + E)			24.8	16.6	8.1
Reflows from MDBs					
	h/	2.6			2.60

a/ The balance of the pledge amount from the U.S

b/ This amount represents USD equivalent of GBP 37.7 million.

c/ Promissory Notes amounting to GBP 9.9 million received as capital contributions are available to finance grants (including administrative costs) according to the terms of the contribution agreements/arrangements. The Promissory Notes were encashed for USD 14.03 on May 27, 2021

d/ From Feb 1, 2016, Investment income across all SCF programs has been posted to a notional Admin "account", from which approved Administrative Budget expenses for the Trustee, Secretariat and MDBs are committed. The Country Programming budgets are recorded under individual programs.

e/ This refers to cancellation of program and project commitments approved by the SCF TFC

f/ Amounts withheld to mitigate over-commitment risk resulting from the effects of currency exchange rate fluctuations on the value of outstanding non-USD denominated

g/The amount of this reserve is estimated by the CIFAU and Trustee using the 10-year forecast of the Admin Budget less the 10-year estimate of Investment Income and reflows. Pro-rata estimates across three SCF programs are based on the 22% fixed pro rata share of the FIP's cash balance as at December 31, 2017 approved by the SCF TFC on March 8, 2018.

The decision reads as "allocate USD 11.6 million from the available grant resources in the FIP Program Sub-Account to finance estimated Administrative Costs from FY19 to FY28, such that the projected, indicative amount of approximately USD 81.8 million in FIP grant resources remains available for allocation to FIP project's. This reserve amount has been reduced by USD 0.6 million approved for country engagement from January 2018.

h/ Any payments of principal, interest from loans, which are due to be returned to the Trust Fund pursuant to the Financial Procedures Agreements consistent with the pertinent SCF funding approved by the SCF Trust Fund Committee. For the avoidance of doubt, the Reflow does not include any return of funds from SCF grants or Administrative Costs, including cancelled or unused funds, or any investment income earned on SCF resources held by any MDB. The usage of reflow from MDBs are approved by the SCF TFC on March 8, 2018 to cover the shortfall in administrative expenses net of the SCF investment income. The reflows includes the commitment fee, front end fee and late payment fee.

i/ The CTF and SCF Trust Fund Committees agreed on July 20, 2018 to establish the Technical Assistance Facility for Clean Energy Investment Mobilization under the terms of the SCF.

j/ Commitments for the Technical Assistance Facility, as estimated by the CIFAU.

k/ Anticipated commitments as estimated by the CIFAU.



2.1. FIP Pledges and Contributions -Summary

In USD millions

STRATEGIC CLIMATE FUND
Table FIP - Pledges and Contributions
as of September 30, 2022
(in millions)

			in Contribution Currency				in USD eq. a/			
Contributor	Contribution Type	Currency	Pledges outstanding	PNs Outstanding	Cash Receipts d/	Total Pledges and Contributions	Pledges outstanding and Contribution		Cash Receipts d/	Total Pledges and Contributions
							Receiveable	PNs Outstanding		
Australia	Grant	AUD	-	-	36	36	-	-	35	35
Denmark	Grant	DKK	-	-	75	75	-	-	13	13
Japan	b/ Grant	USD	-	-	60	60	-	-	51	51
Netherlands	Grant	USD	-	-	2	2	-	-	2	2
Norway	Grant	NOK	-	-	855	855	-	-	142	142
Spain	Capital	EUR	-	-	10	10	-	-	13	13
Sweden	Grant	SEK	-	-	100	100	-	-	15	15
Switzerland	Grant	USD	-	-	0.7	0.7	-	-	0.7	0.7
United Kingdom	Capital	GBP	-	38	136	174	-	42	196	238
United Kingdom	Grant	GBP	-	-	51	51	-	-	67	67
United States	c/ Grant	USD	0.3	-	168	168	0.3	-	168	168
							0.3	42	703	745

a/ Represents realized amounts plus unrealized amounts valued on the basis of exchange rates as of September 30, 2022

b/ The USD 60 million pledge was committed in JPY in the amount of JPY 5.6 billion.

c/ The total pledge made by the United States to the CIF is USD 2.95 billion.

d/ Includes cash receipts and encashed promissory notes.

Note: Totals may not add due to rounding

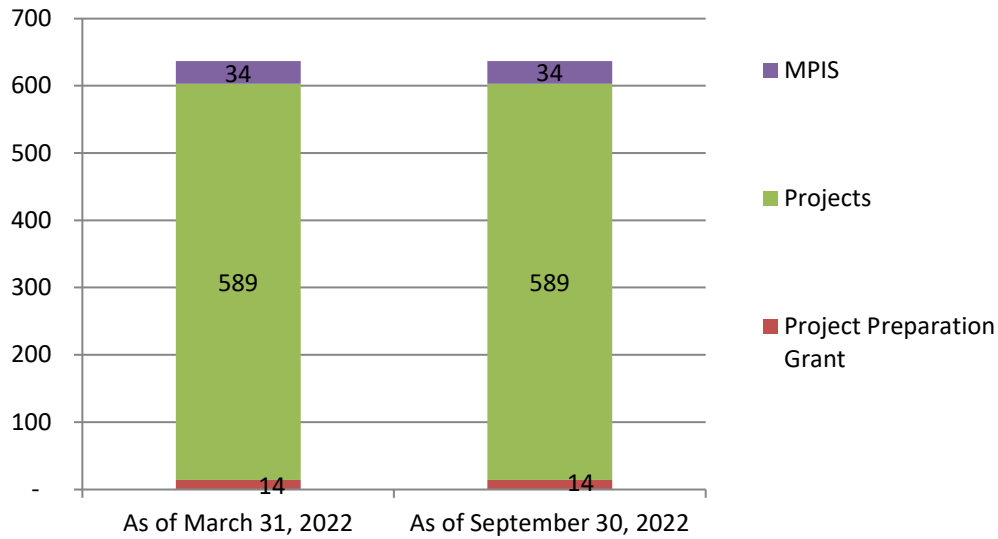


2.2. Cumulative Net Commitments

In USD millions

FIP Net Commitments by the Trustee by Activity

The cumulative net commitments under the FIP as of September 30, 2022 was USD 0.64 billion³.



Note: Totals may not add due to rounding

³ This amount excludes net commitments for SCF administrative budget, including Country Programming budget, approved by the SCF Trust Fund Committee. Project preparation grants includes Investment plan preparation grants.



2.3. FIP Funds Held in Trust with No Restrictions and Funds Available to support Trustee Commitments

In USD millions

STRATEGIC CLIMATE FUND	
Table 2: Schedule of Funds Available for FIP	
as of September 30, 2022	
	<u>FIP</u>
<u>1. Funds held in Trust</u>	256
a. Cash	215
b. Unencashed Promissory Notes a/	42
<u>2. Restricted Funds</u> b/	6
<u>3. Funds held in Trust with no restrictions (3 = 1 - 2)</u>	250
<u>4. Trustee Commitments pending cash transfer</u>	160
a. Projects	158
b. MDB Fees	2
c. Administrative Budget	0
<u>5 Funds available to support Trustee Commitments (6 = 3 - 4)</u>	c/ <u>90</u>
<u>6 Reflows</u>	d/ 3

a/ Valued on the basis of exchange rates of September 30,2022

b/ Represents amounts withheld to cover the impact of foreign exchange fluctuations on commitments made by the Trustee

c/ Doesn't include the reserve amount of USD 11.0 million estimated by the CIFAU and Trustee using the 10-year forecast of the admin and country programming budget less the 10-year estimate of Investment Income and reflows. Doesn't include reserve for Technical Assistance Facility for USD 6.1 million as estimated by CIFAU

d/ Any payments of principal, interest from loans , which are due to be returned to the Trust Fund pursuant to the Financial Procedures Agreements consistent with the pertinent SCF funding approved by the SCF Trust Fund Committee. For the avoidance of doubt, the Reflow does not include any return of funds from SCF grants or Administrative Costs, including cancelled or unused funds, or any investment income earned on SCF resources held by any MDB. The usage of reflow from MDBs are approved by the SCF TFC on March 8, 2018 to cover the shortfall in administrative expenses net of the SCF investment income. The reflows includes the commitment fee, front end fee and late payment fee.

3. PPCR Summary – Inception through September 30, 2022

In USD millions

PPCR TRUST FUND - RESOURCES AVAILABLE for COMMITMENTS		Total	Capital	Grant
Inception through September 30, 2022				
Donor Pledges and Contributions				
Contributions		1,156.0	406.9	749.1
Allocation from Capital to Grants	a/	-	(24.5)	24.5
Total Pledges and Contributions		1,156.0	382.4	773.7
Cumulative Funding Received				
Contributions Received				
Cash Contributions		1,156.0	406.9	749.1
Unencashed promissory notes		-	-	-
Unencashed promissory notes- TAF		-	-	-
UK Contributions-Allocation from Capital to Grants	a/	-	(24.5)	24.5
Total Contributions Received		1,156.0	382.4	773.7
Other Resources				
Investment Income earned -up to Feb 1, 2016	b/	18.8	-	18.8
Total Other Resources		18.8	-	18.8
Total Cumulative Funding Received (A)		1,174.8	382.4	792.5
Cumulative Funding Commitments				
Projects/Programs		1,092.5	399.0	693.5
MDB Project Implementation and Supervision services (MPIS) Costs		38.2	-	38.2
Administrative Expenses-Cumulative to 1st Feb 2016	b/	68.5	-	68.5
Country Programming Budget commitment from 1st Jan 2018	b/	0.8	-	0.8
Technical Assistance Facility	f/	16.6	-	16.6
Total Cumulative Funding Commitments		1,216.6	399.0	817.5
Project/Program and Administrative Budget Cancellations	c/	(90.5)	(43.1)	(47.3)
Net Cumulative Funding Commitments (B)		1,126.1	355.9	770.2
Fund Balance (A - B)		48.7	26.4	22.32
Currency Risk Reserves		-	-	-
Currency Risk Reserves-TAF		-	-	-
Grant resources funding the Capital project		-	-	-
Unrestricted Fund Balance (C)		48.7	26.4	22.3
Future Programming Reserves:				
Admin Expenses including Country programming budget/Learning and Knowledge exchange-Reserve for FY 23-28 (net of estimated investment income and reflows) Breakup of various components are provided below. (Model Updated as of December 31,2017)	d/	(9.8)		(9.8)
Subtract				
Administration Expense reserve for CIFAU, MDB & Trustee		USD 29.0 Million		
Country Engagement Budget Reserve		USD 0.64 Million		
Learning and Knowledge Exchange Reserve		USD 1.1 Million		
Add				
Estimated investment Income Share for PPCR		USD 10.1 Million		
Projected Reflows		USD 10.8 Million		
Technical Assistance Facility	e/	(0.4)		(0.4)
Unrestricted Fund Balance (C) after reserves		38.51	26.4	12.1



In USD millions

PPCR TRUST FUND - RESOURCES AVAILABLE for COMMITMENTS				
<i>Inception through September 30, 2022</i>				
<i>(USD millions)</i>				
		Total	Capital	Grant
Anticipated Commitments (FY21-22)				
Program/Project Funding and MPIS Costs		3.1	-	3.1
Technical Assistance Facility		-	-	-
Release of Currency Risk Reserves-TAF		-	-	-
Total Anticipated Commitments (D)	h/	3.1	-	3.1
Available Resources (C-D)		35.4	26.4	9.0
Potential Future Funding (FY21-FY22)				
Contributions Receivable		-	-	-
Release of Currency Risk Reserves-TAF	d/	-	-	-
Total Potential Future Resources (E)		-	-	-
Potential Available Resources (C - D + E)		35.4	26.4	9.0
Reflows from MDBs	g/	10.2		10.2

a/ Cash contributions amounting to GBP 15 million (USDeq. 24.5 million based on exchange rate on May 10, 2011) received as capital contributions are available to finance grants (including administrative costs) according to the terms of the contribution agreements/arrangements.

b/ From Feb 1, 2016, Investment income across all SCF programs has been posted to a notional Admin "account", from which approved Administrative Budget expenses for the Trustee, Secretariat and MDBs are committed. The Country Programming budgets are recorded under individual programs.

c/ This refers to cancellation of program and project commitments approved by the committee. Also includes any commitment cancellations to adjust changes to the previous approvals.

d/ The amount of this reserve is estimated by the CIFAU and Trustee using the 10-year forecast of the Admin Budget less the 10-year estimate of Investment Income and reflows. Pro-rata estimates across three SCF programs are based on the 41% fixed pro rata share of the PPCR's cash balance as at December 31, 2017 approved by the committee on March 8, 2018. The decision reads as "allocate USD 10.6 million from the available grant resources in the PPCR Program Sub-Account to finance estimated Administrative Costs from FY19 to FY28, such that the projected, indicative amount of approximately USD 16.3 million in PPCR grant resources remains available for allocation to PPCR project's". This reserve amount has been reduced by the approved amount of USD 0.8 million for the country engagement from January 2018.

e/ Commitments for the Technical Assistance Facility, as estimated by the CIFAU.

f/ The CTF and SCF Trust Fund Committees agreed on July 20, 2018 to establish the Technical Assistance Facility for Clean Energy Investment Mobilization under the terms of the SCF.

g/ Any payments of principal, interest from loans, which are due to be returned to the Trust Fund pursuant to the Financial Procedures Agreements consistent with the pertinent SCF funding approved by the SCF Trust Fund Committee. For the avoidance of doubt, the Reflow does not include any return of funds from SCF grants or Administrative Costs, including cancelled or unused funds, or any investment income earned on SCF resources held by any MDB. The usage of reflow from MDBs are approved by the SCF TFC on March 8, 2018 to cover the shortfall in administrative expenses net of the SCF investment income. The reflows includes the commitment fee, front end fee and late payment fee.

h/Anticipated commitments as estimated by the CIFAU.



3.1.PPCR Pledges and Contributions - Summary

In USD millions

STRATEGIC CLIMATE FUND
Table : PPCR - Pledges and Contributions
as of September 30, 2022
(in millions)

Contributor	Contribution Type	Currency	in Contribution Currency				in USD eq. a/			
			Pledges outstanding and Contribution Receivable	PNs Outstanding	Cash Receipts d/	Total Pledges and Contributions	Pledges outstanding and Contribution Receivable	PNs Outstanding	Cash Receipts d/	Total Pledges and Contributions
Australia	Grant	AUD	-	-	40	40	-	-	33.4	33
Canada	Grant	CAD	-	-	100	100	-	-	83.9	84
Denmark	Grant	DKK	-	-	162	162	-	-	28.4	28
Germany	Grant	EUR	-	-	50	50	-	-	65.7	66
Japan	b/ Grant	USD	-	-	100	100	-	-	102.7	103
Netherlands	Grant	USD	-	-	4	4	-	-	4	4
Norway	Grant	NOK	-	-	91	91	-	-	15.7	16
Spain	Capital	EUR	-	-	10	10	-	-	13.0	13
Switzerland	Grant	USD	-	-	1	1	-	-	1.4	1
United Kingdom	Capital	GBP	-	-	271	271	-	-	393.9	394
United Kingdom	Grant	GBP	-	-	94	94	-	-	123.9	124
United States	c/ Grant	USD	-	-	290	290	-	-	290.0	290
									1,156	1,156

a/ Represents realized amounts plus unrealized amounts valued on the basis of exchange rates as of September 30, 2022

b/ The USD 100 million pledge was committed in JPY in the amount of JPY 9.3 billion.

c/ The total pledge made by the United States to the CIF is USD 2.95 billion.

d/ Includes cash receipts and encashed promissory notes.

Note: Totals may not add up due to rounding

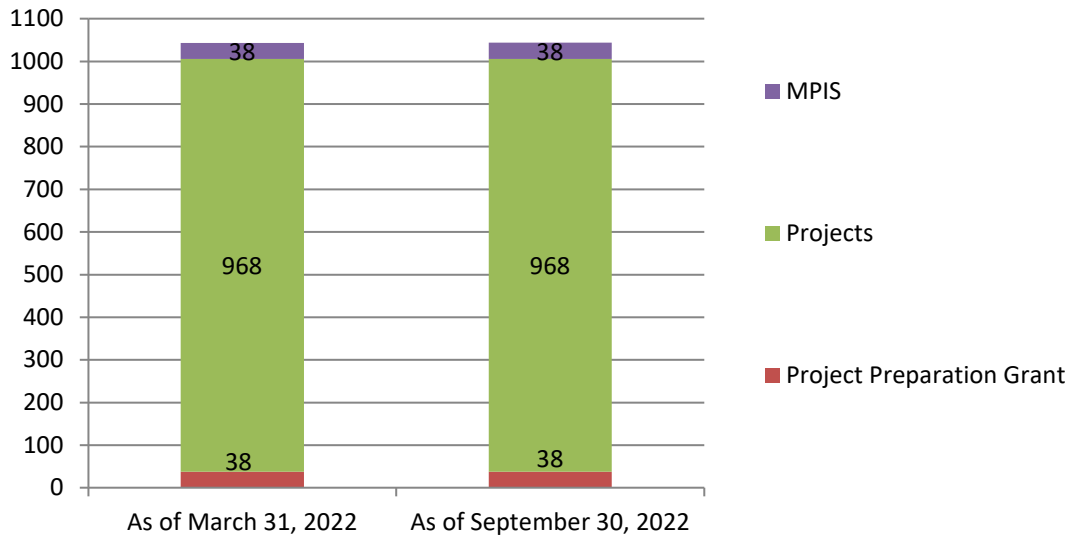


3.2.PPCR Cumulative Net Commitments

In USD millions

PPCR Net Commitments by the Trustee by Activity

The cumulative net commitments under the PPCR as of September 30, 2022 was USD 1.04 billion⁴.



Note: Totals may not add due to rounding

⁴ This amount excludes net commitments for SCF administrative budget, including Country Programming budget, approved by the SCF Trust Fund Committee. Project preparation grants includes Investment plan preparation grants.



3.3. PPCR Funds Held in Trust with No Restrictions and Funds Available to support Trustee Commitments

In USD millions

STRATEGIC CLIMATE FUND	
Table 2: Schedule of Funds Available for PPCR	
as of September 30, 2022	
	PPCR
<u>1. Funds held in Trust</u>	107
a. Cash	107
b. Unencashed Promissory Notes	-
<u>2. Restricted Funds</u>	-
<u>3. Funds held in Trust with no restrictions (3 = 1 - 2)</u>	107
<u>4. Trustee Commitments pending cash transfer</u>	48
a. Projects	45
b. MDB Fees	1
c. Administrative Budget	2
<u>5 Funds available to support Trustee Commitments (6 = 3 - 4)</u>	a/ <u>59</u>
<u>6 Reflows</u>	b/ 10
<p>a/ Doesn't include the reserve amount of USD 9.8 million estimated by the CIFAU and Trustee using the 10-year forecast of the admin and country programming budget less the 10-year estimate of Investment Income and reflows. Doesn't include reserve for Technical Assistance Facility for USD 0.4 million as estimated by CIFAU</p> <p>b/ Any payments of principal, interest from loans , which are due to be returned to the Trust Fund pursuant to the Financial Procedures Agreements consistent with the pertinent SCF funding approved by the SCF Trust Fund Committee. For the avoidance of doubt, the Reflow does not include any return of funds from SCF grants or Administrative Costs, including cancelled or unused funds, or any investment income earned on SCF resources held by any MDB. The usage of reflow from MDBs are approved by the SCF TFC on March 8, 2018 to cover the shortfall in administrative expenses net of the SCF investment income. The reflows includes the commitment fee, front end fee and late payment fee.</p>	

4. SREP Summary – Inception through September 30, 2022

In USD millions

SREP TRUST FUND - RESOURCES AVAILABLE for COMMITMENTS				
Inception through September 30, 2022		Total	Capital	Grant
Donor Pledges and Contributions				
Contributions		759.3	255	504.7
Allocation of Capital to Grants	a/		(22.0)	22.0
Total Pledges and Contributions		759.3	232.6	526.7
Cumulative Funding Received				
Contributions Received				
Cash Contributions		655.9	151.1	504.7
Unencashed Promissory Notes	b/	103.4	103	-
Unencashed promissory notes- TAF		-		-
Allocation of Capital to Grants from Unencashed Promissory Notes	a/		(22.0)	22.0
Total Contributions Received		759.3	232.6	526.7
Other Resources				
Investment Income earned -up to Feb 1, 2016	c/	9.9		9.9
Other Income		-		
Total Other Resources		9.9		9.9
Total Cumulative Funding Received (A)		769.2	232.6	536.6
Cumulative Funding Commitments				
Projects/Programs		721.5	237.5	484.0
MDB Project Implementation and Supervision services (MPIS) Costs		23.2	-	23.2
Administrative Expenses-Cumulative to 1st Feb 2016	c/	14.2	-	14.2
Country Programming Budget expense from 1st Jan 2018	c/	0.1		0.1
Technical Assistance Facility		14.7		14.7
Total Cumulative Funding Commitments		773.7	237.5	536.2
Project/Program, MPIS and Admin Budget Cancellations	d/	(129.7)	(65.9)	(63.8)
Net Cumulative Funding Commitments (B)		644.0	171.7	472.4
Fund Balance (A - B)		125.2	60.9	64.2
Currency Risk Reserves	e/	(15.5)	(12.2)	(3.3)
Currency Risk Reserves-TAF		-		-
Unrestricted Fund Balance		109.7	48.7	60.9
Future Programming Reserves:				
Admin Expenses-Reserve (includes Country Programming budget/Learning and Knowledge exchange reserve) and for FY 20-28 (net of estimated investment income and reflows). Breakup of various components are provided below. (Model Updated as of December 31, 2017)	f/	(31.5)		(31.5)
Subtract				
Administration Expense reserve for CIFAU, MDB & Trustee		USD 37.9 Million		
Country Programming Budget Reserve		USD 2.3 Million		
Learning and Knowledge Exchange Reserve		USD 1.1 Million		
Add				
Estimated Investment Income Share for SREP		USD 9.0 Million		
Projected Reflows		USD 0.6 Million		
Technical Assistance Facility	i/j/	(0.6)		(0.6)
Unrestricted Fund Balance (C) after reserves		77.5	48.7	28.8

In USD millions

SREP TRUST FUND - RESOURCES AVAILABLE for				
COMMITMENTS				
Inception through September 30, 2022				
		Total	Capital	Grant
Anticipated Commitments (FY23-FY24)				
Program/Project Funding and MPIS Costs	g/	84.5	52.0	32.5
Technical Assistance Facility	i/j/	-	-	-
Total Anticipated Commitments (D)		84.5	52.0	32.5
Available Resources (C - D)				
		(7.0)	(3.3)	(3.7)
Potential Future Resources (FY23-FY24)				
Pledges		-		-
Contributions Receivable		-		-
Release of Currency Risk Reserves	e/	15.5	12.2	3.3
Release of Currency Risk Reserves-TAF		-		-
Total Potential Future Resources (E)		15.5	12.2	3.3
Potential Available Resources (C - D + E)				
		8.5	8.9	(0.4)
Reflows from MDBs	h/	0.09		0.09

a/ Promissory Notes amounting to GBP 19.84 million received as capital contributions are available to finance grants (including administrative costs) according to the terms of the contribution agreements/arrangements. The Promissory Notes are valued as of Sep 30, 2022 exchange rate.

b/ This amount includes USD equivalent of GBP 93.47 million from the UK.

c/ From Feb 1, 2016, Investment income across all SCF programs has been posted to a notional Admin "account", from which approved Administrative Budget expenses for the Trustee, Secretariat and MDBs are committed. The Country Programming budgets are recorded under individual programs.

d/ This refers to cancellation of program and project commitments approved by the SCF TFC.

e/ Amounts withheld to mitigate over-commitment risk resulting from the effects of currency exchange rate fluctuations on the value of outstanding non-USD denominated promissory notes.

f/ The amount of this reserve is estimated by the CIFAU and Trustee using the 10-year forecast of the Admin Budget less the 10-year estimate of Investment Income and reflows. Pro-rata estimates across three SCF programs are based on the 37% fixed pro rata share of the SREP's cash balance as at December 31, 2017 approved by the SCF TFC on March 8, 2018. The decision reads as "allocate USD 31.7 million from the available grant resources in the SREP Program Sub-Account to finance estimated Administrative Costs from FY19 to FY28, such that the projected, indicative amount of approximately USD 59.6 million in SREP grant resources remains available for allocation to SREP projects". This reserve amount has been increased by the approved commitment amount of USD 0.2 million for country engagement net cancellations from January 2018. The reflows includes the commitment fee, front end fee and late payment fee.

g/ Anticipated commitments for SREP program includes both Sealed and Reserve pipeline. Anticipated commitments as estimated by the CIFAU.

h/ Any payments of principal, interest from loans, which are due to be returned to the Trust Fund pursuant to the Financial Procedures Agreements consistent with the pertinent SCF funding approved by the SCF Trust Fund Committee. For the avoidance of doubt, the Reflow does not include any return of funds from SCF grants or Administrative Costs, including cancelled or unused funds, or any investment income earned on SCF resources held by any MDB. The usage of reflow from MDBs are approved by the SCF TFC on March 8, 2018 to cover the shortfall in administrative expenses net of the SCF investment income.

i/ The CTF and SCF Trust Fund Committees agreed on July 20, 2018 to establish the Technical Assistance Facility for Clean Energy Investment Mobilization under the terms of the SCF.

j/ Commitments for the Technical Assistance Facility, as estimated by the CIFAU.



4.1. SREP Pledges and Contributions –Summary

In USD millions

STRATEGIC CLIMATE FUND
Table SREP - Pledges and Contributions
as of September 30, 2022
(in millions)

			in Contribution Currency				in USD eq. a/			
Contributor	Contribution Type	Currency	Pledges outstanding and Contribution Receivable	PNs Outstanding	Cash Receipts d/	Total Pledges and Contributions	Pledges outstanding and Contributions Receivable	PNs Outstanding	Cash Receipts d/	Total Pledges and Contributions
Australia	Grant	AUD	-	-	12	12	-	-	12	12
Denmark	Grant	DKK	-	-	96	96	-	-	17	17
Japan	b/ Grant	USD	-	-	40	40	-	-	34	34
Korea	Grant	KRW	-	-	6,565	6,565	-	-	6	6
Netherlands	Grant	USD	-	-	80	80	-	-	80	80
Norway	Grant	NOK	-	-	802	802	-	-	124	124
Spain	Grant	EUR	-	-	3	3	-	-	4	4
Sweden	Grant	SEK	-	-	305	305	-	-	47	47
Switzerland	Grant	USD	-	-	43	43	-	-	44	44
United Kingdom	Capital	GBP	-	93	111	204	-	103	151	254.6
United Kingdom	Grant	GBP	-	-	68	68	-	-	89	89
United States	c/ Grant	USD	-	-	50	50	-	-	50	50
							-	103	656	759

a/ Represents realized amounts plus unrealized amounts valued on the basis of exchange rates as of September 30, 2022

b/ The USD 40 million pledge was committed in JPY in the amount of JPY 3.7 billion.

c/ The total pledge made by the United States to the CTF and SCF is USD 2.95 billion.

d/ Includes cash receipts and encashed promissory notes.

Note: Totals may not add up due to rounding

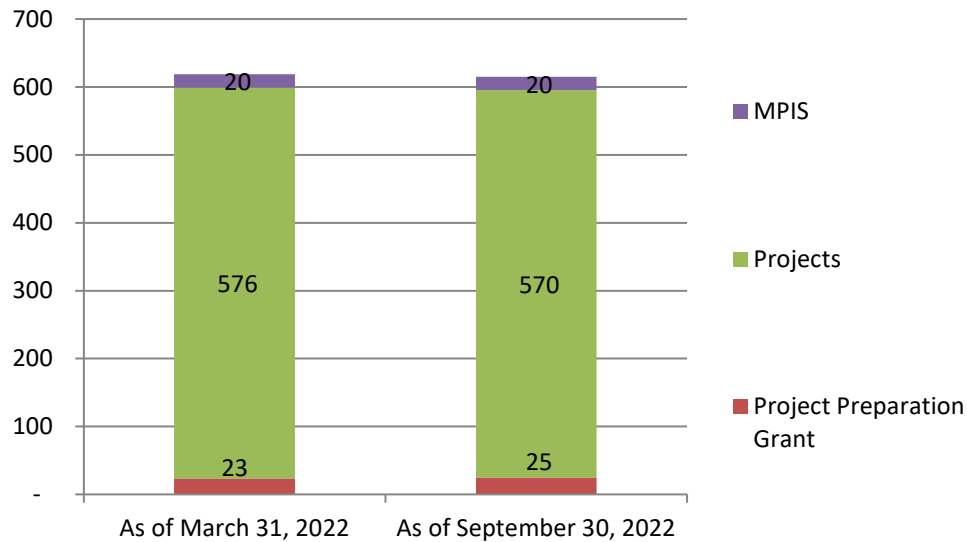


4.2. SREP Cumulative Net Commitments

In USD millions

SREP Net Commitments by the Trustee by Activity

The cumulative commitments under the SREP as of September 30, 2022 are USD 0.62 billion⁵.



Note: Totals may not add due to rounding

⁵ This amount excludes net commitments for SCF administrative budget, including Country Programming budget, approved by the SCF Trust Fund Committee. Project preparation grants includes Investment plan preparation grants.



4.3.SREP Funds Held in Trust with No Restrictions and Funds Available for Trustee Commitments

In USD millions

STRATEGIC CLIMATE FUND		<u>SREP</u>
Table 2: Schedule of Funds Available for SREP		
as of September 30, 2022		
1. Funds held in Trust		448
a. Cash	345	
b. Unencashed Promissory Notes a/	103	
2. Restricted Funds b/		16
3. Funds held in Trust with no restrictions (3 = 1 - 2)		433
4. Trustee Commitments pending cash transfer		323
a. Projects	319	
b. MDB Fees	1	
c. Administrative Budget c/	2	
5 Funds available to support Trustee Commitments (6 = 3 - 4)	c/	<u>110</u>
6 Reflows	d/	0.09
<p>a/ Valued on the basis of exchange rates of September 30,2022</p> <p>b/ Represents amounts withheld to cover the impact of foreign exchange fluctuations on commitments made by the Trustee</p> <p>c/ Doesn't include the reserve amount of USD 31.5 million estimated by the CIFAU and Trustee using the 10-year forecast of the admin and country programming budget less the 10-year estimate of Investment Income and reflows. Doesn't include reserve for Technical Assistance Facility for USD 0.6 million as estimated by CIFAU</p> <p>d/ Any payments of principal, interest from loans , which are due to be returned to the Trust Fund pursuant to the Financial Procedures Agreements consistent with the pertinent SCF funding approved by the SCF Trust Fund Committee. For the avoidance of doubt, the Reflow does not include any return of funds from SCF grants or Administrative Costs, including cancelled or unused funds, or any investment income earned on SCF resources held by any MDB. The usage of reflow from MDBs are approved by the SCF TFC on March 8, 2018 to cover the shortfall in administrative expenses net of the SCF investment income. The reflows includes the commitment fee, front end fee and late payment fee.</p>		



5. REI Summary – Inception through September 30, 2022

In USD millions

REI TRUST FUND - RESOURCES AVAILABLE for COMMITMENTS <i>Inception through September 30, 2022</i> <i>(USD millions)</i>		Total	Capital	Grant
Donor Pledges and Contributions				
Contributions		80.9	52.9	28.0
Pledges/ Contribution Receivable	a/	201.1	113.1	88.0
Total Pledges and Contributions		282.0	166.0	116.0
Cumulative Funding Received				
Contributions Received				
Cash Contributions		28.0	-	28.0
Unencashed promissory notes	b/	52.9	52.9	-
Total Contributions Received		80.9	52.9	28.0
Total Cumulative Funding Received (A)		80.9	52.9	28.0
Cumulative Funding Commitments				
Projects/Programs		-	-	-
MDB Project Implementation and Supervision services (MPIS) Costs		-	-	-
Country Programming Budget		0.8	-	0.8
Total Cumulative Funding Commitments		0.8	-	0.8
Project/Program,MPIS		-	-	-
Net Cumulative Funding Commitments (B)		0.8	-	0.8
Fund Balance (A - B)		80.1	52.9	27.2
Currency Risk Reserves	c/	(7.9)	(7.9)	-
Unrestricted Fund Balance (C)		72.1	44.9	27.2
Future Programming Reserves:				
Anticipated Commitments (FY23-24)				
Program/Project Funding and MPIS Costs		-	-	-
Total Anticipated Commitments (D)		-	-	-
Available Resources (C - D)		72.1	44.9	27.2
Potential Future Resources (FY23-24)				
Pledges		-	-	-
Contributions Receivable	a/	201.1	113.1	88.0
Release of Currency Risk Reserves		7.9	7.9	-
Total Potential Future Resources (E)		209.0	121.0	88.0
Potential Available Resources (C - D + E)		281.2	166.0	115.2
Reflows from MDBs		-	-	-

a/ Contribution receivable from Netherlands for USD 80 million, Switzerland for USD 8 million, United Kingdom for GBP 102.23 million.

b/ This amount represents USD equivalent of GBP 47.8 million.

c/ Amounts withheld to mitigate over-commitment risk resulting from the effects of currency exchange rate fluctuations on the value of outstanding non-USD denominated promissory notes.



5.1. REI Pledges and Contributions –Summary

In USD millions

STRATEGIC CLIMATE FUND
Table : REIP - Pledges and Contributions
as of September 30, 2022
(in millions)

Contributor	Contribution Type	Currency	in Contribution Currency			in USD eq. a/				
			Pledges outstanding and Contribution Receivable	PNs Outstanding	Cash Receipts b/	Total Pledges and Contributions	Pledges outstanding and Contributions Receivable	PNs Outstanding	Cash Receipts b/	Total Pledges and Contributions
Netherlands	Grant	USD	80	-	20	100	80	-	20	100
Switzerland	Grant	USD	8	-	8	16	8	-	8	16
United Kingdom	Capital	GBP	102	48	-	150	113	52.9	-	166
							201	53	28	282

a/ Represents realized amounts plus unrealized amounts valued on the basis of exchange rates as of September 30, 2022

b/ Includes cash receipts and encashed promissory notes.

Note: Totals may not add up due to rounding



6. NPC Summary – Inception through September 30, 2022

In USD millions

NPC TRUST FUND - RESOURCES AVAILABLE for COMMITMENTS			
<i>Inception through September 30, 2022</i>			
<i>(USD millions)</i>	Total	Capital	Grant
Donor Pledges and Contributions			
Contributions	192.6	-	192.6
Pledges/ Contribution Receivable	-	-	-
Total Pledges and Contributions	192.6	-	192.6
Cumulative Funding Received			
Contributions Received			
Cash Contributions	192.6	-	192.6
Unencashed promissory notes	-	-	-
Total Contributions Received	192.6	-	192.6
Total Cumulative Funding Received (A)	192.6	-	192.6
Cumulative Funding Commitments			
Projects/Programs	-	-	-
MDB Project Implementation and Supervision services (MPIS) Costs	-	-	-
Country Programming Budget	-	-	-
Total Cumulative Funding Commitments	-	-	-
Project/Program,MPIS	-	-	-
Net Cumulative Funding Commitments (B)	-	-	-
Fund Balance (A - B)	192.6	-	192.6
Currency Risk Reserves	-	-	-
Unrestricted Fund Balance (C)	192.6	-	192.6
Future Programming Reserves:			
Anticipated Commitments (FY23-24)			
Program/Project Funding and MPIS Costs	-	-	-
Total Anticipated Commitments (D)	-	-	-
Available Resources (C - D)	192.6	-	192.6
Potential Future Resources (FY23-24)			
Pledges	-	-	-
Contributions Receivable	-	-	-
Release of Currency Risk Reserves	-	-	-
Total Potential Future Resources (E)	-	-	-
Potential Available Resources (C - D + E)	192.6	-	192.6
Reflows from MDBs	-	-	-



6.1. NPC Pledges and Contributions –Summary

In USD millions

STRATEGIC CLIMATE FUND
Table NPC- Pledges and Contributions
as of September 30, 2022
(in millions)

Contributor	Contribution Type	Currency	in Contribution Currency			in USD eq. a/					
			Pledges outstanding and Contributions Receivable	PNs Outstanding	Cash Receipts b/	Total Pledges and Contributions	Pledges outstanding and Contributions Receivable	PNs Outstanding	Cash Receipts b/	Total Pledges and Contributions	
Italy-NPC	Grant	EUR	-	-	150	150	b/	-	-	169.05	169
Sweden-NPC	Grant	SEK	-	-	200	200	b/	-	-	23.59	24
										193	193

a/ Represents realized amounts plus unrealized amounts valued on the basis of exchange rates as of September 30, 2022

b/ Cash contributions in NPC Account for SCF includes the receipts of SEK 200 million from Sweden, EUR 150 million from Italy and

Note: Totals may not add up due to rounding

7. Overall realized and unrealized gains or losses for the Promissory Notes held in Non-USD currencies.

In USD millions

Donor/Program	Amount in Currency			Amount in USD eq.			Currency Exchange Rate Changes in USD eq.		
	Promissory Note Currency (PN) received	PN Encashment	PN Unencashed	Promissory Note (PN) @Receipt date	PN Encashment (FXR)	PN Unencashed @ September 30, 2022	Realized - PN Encashments	Unrealized- PN Unencashed	Promissory Note vs (Encashments+ unencashed)
Japan	18,531	18,531	0	229	187	0	-42	0	-42
SCF-PPCR	JPY 9,266	9,266	0	110	103	0	-7	0	-7
SCF-FIP	JPY 5,559	5,559	0	71	51	0	-21	0	-21
SCF-SREP	JPY 3,706	3,706	0	48	34	0	-14	0	-14
United Kingdom	906	717	179	1,399	1,015	198	-115	-72	-187
SCF-PPCR	GBP 361	361	0	565	512	0	-52	0	-52
SCF-FIP	GBP 223	175	38	344	260	42	-24	-18	-42
SCF -SREP	GBP 268	175	93	419	235	103	-37	-43	-80
SCF-REIP	GBP 48	0	48	63	0	53	0	-10	-10
SCF-EVLR	GBP 6	6	0	9	8	0	-2	0	-2
Grand Total				1,629	1,202	198	-158	-72	-229



8. Admin Account Summary – Feb 1, 2016 through September 30, 2022

in USD millions

ADMIN Account - RESOURCES AVAILABLE for COMMITMENTS		As of September 30,
<i>Inception through September 30, 2022</i>		2022
<i>(USD millions)</i>		
		Total
Donor Pledges and Contributions		
Contributions	a/	7.7
Total Pledges and Contributions		7.7
Cumulative Funding Received		
Contributions Received		
Cash Contributions	a/	7.7
Unencashed promissory notes		-
Total Contributions Received		7.7
Other Resources		
Investment Income earned	b/	87.4
Other income		11.9
Total Other Resources		99.3
Total Cumulative Funding Received (A)		107.0
Cumulative Funding Commitments		
Cumulative Administrative Expenses from Feb 1 , 2016	a/	101.5
		101.5
Fund Balance (A - B)		5.5
Unrestricted Fund Balance (C)		5.5

a/ USD 7.7 million has been received as contributions and the total amount is committed between FY17 to FY19 by the trustee for Evaluation and Learning related Admin Expenses. In October 2019, the amount of USD 77,854.42 has been cancelled and is now available for trustee commitments.

b/ From Feb 1, 2016, Investment income across all SCF programs has been posted to a notional Admin “account”, from which approved Administrative Budget expenses for the Trustee, Secretariat and MDBs are committed.